

# NASCAR FINALS

5 - 6 December 2020

Laps: 15

Circuit de la C.Valenciana

Length: 4005 metros

## Results

## Race 2 EN 2

Pos.	N.	Driver	Team	Car	Nat.	Laps	Time	Best Lap	iL	Gap	Interval	Speed	Cat.
1	18	Ghirelli Vittorio	Hendriks M.	Ford Mustang	ITA	15	28:48,484	<b>01:41,477</b>	9			125,16	
2	12	Risitano Nicholas	Solaris M.	Chev. Camaro	ITA	15	29:03,394	01:42,515	9	00:14,910	00:14,910	124,08	
3	1	Tziortzis Vladimiro	A.C.M. / R.A.T	Ford Mustang	CYP	15	29:03,603	01:42,208	11	00:15,119	00:00,209	124,08	RO
4	50	Dauenhauer Tobias	Hendriks M.	Ford Mustang	DEU	15	29:05,820	01:42,031	7	00:17,336	00:02,217	123,94	RO
5	8	Brigatti Alessandro	Feed Vict R.	Chev. Camaro	ITA	15	29:06,093	01:42,788	9	00:17,609	00:00,273	123,87	
6	6	Pilate Simon	Feed Vict R.	ENASCAR FJ	BEL	15	29:06,360	01:42,886	10	00:17,876	00:00,267	123,87	RO
7	89	Talor Naveh (NC)	Not Only M.	Chev. Camaro	ISR	15	29:06,672	01:42,573	11	00:18,188	00:00,312	123,87	
8	7	Doubek Martin	Hendriks M.	Ford Mustang	CZE	15	29:08,392	01:42,845	15	00:19,908	00:01,720	123,72	
9	10	Lintukanto,L (NC)	Not Only M.	Chev. Camaro	FIN	15	29:21,538	01:43,368	12	00:33,054	00:13,146	122,81	RO
10	11	Landauer Julia	PK Carsport	Chev. Camaro	USA	15	29:42,254	01:43,186	7	00:53,770	00:20,716	121,36	ROL
11	48	Garisto Francesco	DF1-M. Stipp M.	Chev. Camaro	ITA	15	29:44,309	01:46,099	10	00:55,825	00:02,055	121,23	RO
12	46	Sokolovskiy Yevgen	Marko Stipp M.	Chev. Camaro	UKR	15	29:44,756	01:45,693	10	00:56,272	00:00,447	121,23	LE
13	99	Miura Kenko (NC)	DF1 Racing	Chev. Camaro	JPN	15	29:44,863	01:45,236	8	00:56,379	00:00,107	121,23	LE
14	54	Casoli Arianna	CAAL Racing	Chev. Camaro	ITA	15	29:47,699	01:46,187	10	00:59,215	00:02,836	121,02	LAL
15	33	Quintal Eric	Mishumotors	ENASCAR FJ	FRA	15	29:51,148	01:46,212	12	01:02,664	00:03,449	120,75	LE
16	22	Esteban Zihara (NC)	DF1 Racing	Chev. Camaro	ESP	14	29:24,778	01:44,400	11	-1 Lap	-1 Lap	114,43	LA
17	70	Schultis Mirco	Mishumotors	Chev. Camaro	DEU	14	29:48,583	01:44,835	13	-1 Lap	00:23,805	112,89	LE
18	31	Trione Giovanni	CAAL Racing	ENASCAR FJ	CHE	12	24:23,272	01:46,886	10	-3 Lap	-2 Lap	118,26	RO
19	98	Derdaele Dylan	CAAL Racing	Ford Mustang	BEL		START	START		-15 Lap	-12 Lap		RO

Best Lap: Rider 18 - Ghirelli Vittorio - Time: 01:41,477 at 142,08 Km/h

Circuit de la C.Valenciana

Final Official

Provisional Official

Length: 4005

Hour: 9:00:00

Stewards:

Hour:

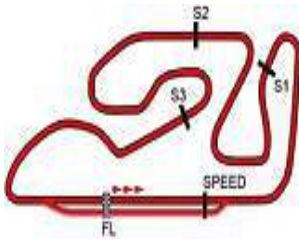
C.of the Course:

Hour:

C.Timekeeper:

Hour: 9:40:37





Circuit de la C. Valenciana

5 - 6 December 2020

NASCAR FINALS

ANALYSIS / SECTORS Race 2 EN 2

Table for driver Tziortzis Vladimirov (CYP) with columns for Lap Time, Sector 1-4, V.Max, and Hour. Total time: 01:42,208.

Table for driver Brigatti Alessandro (ITA) with columns for Lap Time, Sector 1-4, V.Max, and Hour. Total time: 01:42,788.

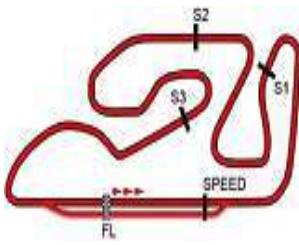
Table for driver Pilate Simon (BEL) with columns for Lap Time, Sector 1-4, V.Max, and Hour. Total time: 01:42,886.

Table for driver Lintukanto, L. (FIN) with columns for Lap Time, Sector 1-4, V.Max, and Hour. Total time: 01:43,368.

Table for driver Doubek Martin (CZE) with columns for Lap Time, Sector 1-4, V.Max, and Hour. Total time: 01:42,845.

Table for driver Landauer Julia (USA) with columns for Lap Time, Sector 1-4, V.Max, and Hour. Total time: 01:42,824.





Circuit de la C.Valenciana

5 - 6 December 2020

Circuit de la C.Valenciana

NASCAR FINALS

ANALYSIS / SECTORS Race 2 EN 2

Table for driver Risitano Nicholas (ITA) on Solaris M. showing lap times and sector data for 15 laps.

Table for driver Quintal Eric (FRA) on Mishumotors showing lap times and sector data for 15 laps.

Table for driver Ghirelli Vittorio (ITA) on Hendriks M. showing lap times and sector data for 15 laps.

Table for driver Sokolovskiy Yevgen (UKR) on Marko Stipp M. showing lap times and sector data for 15 laps.

Table for driver Esteban Zihara (NC) (ESP) on DF1 Racing showing lap times and sector data for 15 laps.

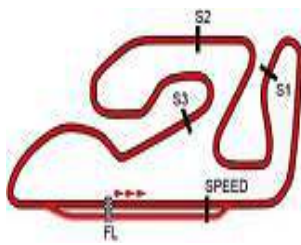
Table for driver Garisto Francesco (ITA) on DF1-M. Stipp M. showing lap times and sector data for 15 laps.

Table for driver Trione Giovanni (CHE) on CAAL Racing showing lap times and sector data for 5 laps.

Table for driver Trione Giovanni (CHE) on CAAL Racing showing lap times and sector data for 5 laps.







Circuit de la C. Valenciana

5 - 6 December 2020

Circuit de la C. Valenciana

NASCAR FINALS

ANALYSIS / SECTORS Race 2 EN 2

Table with 7 columns: Driver, Lap, Time, Sector 1, Sector 2, Sector 3, Sector 4, V.Max, Hour. Includes drivers like Dauenhauer Tobias and Hendriks M.

Table with 11 columns: Driver, Lap, Time, Sector 1, Sector 2, Sector 3, Sector 4, V.Max, Hour. Includes driver Talor Naveh (NC) with lap times and sector data.

Table for driver 50, Dauenhauer Tobias (DEU) and Hendriks M. Includes lap times and sector data for laps 1-15.


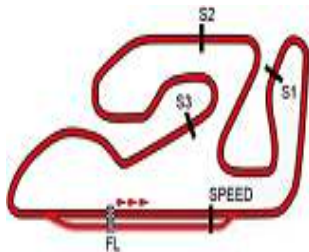
Table for driver 89, Talor Naveh (NC) (ISR). Includes lap times and sector data for laps 1-15.

Table for driver 54, Casoli Arianna (ITA) and CAAL Racing. Includes lap times and sector data for laps 1-15.

Table for driver 99, Miura Kenko (NC) (JPN) and DF1 Racing. Includes lap times and sector data for laps 1-15.

Table for driver 70, Schultis Mirco (DEU) and Mishumotors. Includes lap times and sector data for laps 1-7.






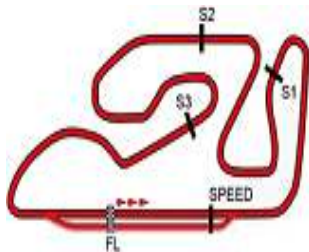
Circuit de la C. Valenciana

**NASCAR FINALS**

**Análisis por vuelta Race 2 EN 2**

Lap: 1			Lap: 4			Lap: 7			Lap: 10		
Num	Tiempo	GAP	Num	Tiempo	GAP	Num	Tiempo	GAP	Num	Tiempo	GAP
50	FIRST LAP		50	02:42,871		50	<b>01:42,031</b>		18	01:41,526	
12	FIRST LAP	2,151	12	02:42,965	0,496	18	01:41,511	0,805	50	01:43,601	4,024
1	FIRST LAP	2,316	1	02:43,036	0,991	12	01:42,718	2,456	12	01:42,665	4,972
18	FIRST LAP	2,485	18	02:43,263	2,202	1	01:43,212	3,590	1	01:42,269	6,159
8	FIRST LAP	2,908	8	02:43,185	3,089	8	01:43,565	3,747	8	01:42,882	8,352
6	FIRST LAP	4,458	6	02:43,294	3,943	6	01:43,262	4,908	6	<b>01:42,886</b>	9,282
11	FIRST LAP	4,724	11	02:43,320	4,638	11	<b>01:43,186</b>	5,248	89	01:42,946	10,182
89	FIRST LAP	8,228	89	02:43,226	5,604	89	01:43,329	5,942	7	01:42,911	14,832
31	FIRST LAP	8,733	31	02:42,788	6,565	7	01:44,962	10,385	22	01:45,331	20,447
22	FIRST LAP	8,990	22	02:43,025	7,914	31	01:47,989	12,738	10	01:43,702	24,215
48	FIRST LAP	9,546	48	02:42,807	8,613	10	01:44,878	13,928	31	<b>01:46,886</b>	29,229
7	FIRST LAP	9,959	7	02:42,946	9,292	48	01:47,122	15,749	70	01:45,857	29,454
46	FIRST LAP	10,170	46	02:42,861	9,970	99	01:46,458	16,067	99	01:47,199	29,974
99	FIRST LAP	10,511	99	02:43,032	11,015	70	01:46,154	17,121	48	<b>01:46,099</b>	30,337
10	FIRST LAP	11,019	10	02:43,007	11,862	46	01:47,032	17,454	46	<b>01:45,693</b>	30,938
54	FIRST LAP	11,672	54	02:42,856	12,555	33	01:47,095	19,920	54	<b>01:46,187</b>	32,699
33	FIRST LAP	13,657	33	02:42,827	13,614	54	01:46,239	17,866	33	01:46,644	35,769
70	PIT	35,640	70	01:54,269	25,610	46	01:46,032	17,866	11	01:43,744	41,792
Lap: 2			Lap: 5			Lap: 8			Lap: 11		
Num	Tiempo	GAP	Num	Tiempo	GAP	Num	Tiempo	GAP	Num	Tiempo	GAP
50	01:55,420		50	02:51,703		18	01:41,521		18	01:41,566	
18	01:54,655	1,720	12	02:51,485	0,278	50	01:43,492	1,166	50	01:43,505	5,963
12	01:55,392	2,123	1	02:51,204	0,492	12	01:42,665	2,795	12	01:43,141	6,547
1	01:55,734	2,630	18	02:50,149	0,648	1	01:43,256	4,520	1	<b>01:42,208</b>	6,801
8	01:57,508	4,996	8	02:49,483	0,869	8	01:44,264	5,685	8	01:42,892	9,678
6	01:57,434	6,472	6	02:48,862	1,102	6	01:43,705	6,287	6	01:43,018	10,734
11	01:57,973	7,277	11	02:48,414	1,349	89	01:43,712	7,328	89	<b>01:42,573</b>	11,189
89	01:55,318	8,126	89	02:47,658	1,559	7	01:43,905	11,964	7	01:43,047	16,313
31	01:57,169	10,482	31	02:47,290	2,152	22	03:03,109	12,729	22	01:44,935	23,816
22	01:58,268	11,838	22	02:46,288	2,499	31	01:47,736	18,148	10	01:43,462	26,111
48	01:58,215	12,341	48	02:45,897	2,807	10	01:46,840	18,442	31	01:46,990	34,653
7	01:58,530	13,069	7	02:45,394	2,983	99	<b>01:45,236</b>	18,977	70	01:47,208	35,096
46	01:59,080	13,830	99	02:44,111	3,423	99	01:46,905	20,328	48	01:46,815	35,586
99	02:00,963	16,054	46	02:45,682	3,949	48	01:46,152	20,947	99	01:47,703	36,111
10	02:02,170	17,769	10	02:43,833	3,992	70	01:46,983	22,523	46	01:47,098	36,470
54	02:02,233	18,485	54	02:43,515	4,367	46	01:46,983	22,523	54	01:46,290	37,423
33	02:00,788	19,025	33	02:43,080	4,991	54	01:47,738	22,866	33	01:46,516	40,719
Lap: 3			Lap: 6			Lap: 9			Lap: 12		
Num	Tiempo	GAP	Num	Tiempo	GAP	Num	Tiempo	GAP	Num	Tiempo	GAP
50	02:30,036		50	01:43,769		18	<b>01:41,477</b>		18	01:41,946	
12	02:28,315	0,402	18	01:44,446	1,325	50	01:42,260	1,949	50	01:43,868	7,885
1	02:28,232	0,826	12	01:45,260	1,769	12	<b>01:42,515</b>	3,833	12	01:43,700	8,301
18	02:30,126	1,810	8	01:45,113	2,213	1	01:42,373	5,416	1	01:43,698	8,553
8	02:27,815	2,775	1	01:45,686	2,409	8	<b>01:42,788</b>	6,996	8	01:43,364	11,096
6	02:27,084	3,520	6	01:46,344	3,677	6	01:43,112	7,922	6	01:43,241	12,029
11	02:26,948	4,189	11	01:46,513	4,093	89	01:42,911	8,762	89	01:43,159	12,402
89	02:27,159	5,249	89	01:46,854	4,644	7	01:42,960	13,447	7	01:43,275	17,642
31	02:26,202	6,648	31	01:48,397	6,780	22	01:45,390	16,642	22	<b>01:44,400</b>	26,270
22	02:25,958	7,760	7	01:48,240	7,454	10	01:45,074	22,039	10	<b>01:43,368</b>	27,533
48	02:26,372	8,677	48	01:51,620	10,658	31	01:47,198	23,869	70	01:48,000	41,150
7	02:26,184	9,217	10	01:50,858	11,081	99	01:46,801	24,301	31	01:48,839	41,546
46	02:26,186	9,980	99	01:51,986	11,640	70	01:45,653	25,123			
99	02:24,836	10,854	54	01:51,855	12,453	48	01:46,913	25,764			
10	02:23,993	11,726	70	01:51,441	12,998						
54	02:24,121	12,570									
33	02:24,669	13,658									





Circuit de la C.Valenciana

NASCAR FINALS

Análisis por vuelta Race 2 EN 2

48	01:48,086	41,726	46	01:46,230	56,272
46	01:47,772	42,296	99	01:46,966	56,379
99	01:48,530	42,695	54	01:47,584	59,215
54	01:47,883	43,360	70	01:45,877	01:00,0
33	<b>01:46,212</b>	44,985	33	01:50,102	01:02,6
11	01:43,461	45,307			

Lap: 13

Num	Tiempo	GAP
18	01:42,113	
12	01:44,970	11,158
1	01:44,822	11,262
50	01:46,043	11,815
8	01:43,361	12,344
6	01:43,832	13,748
89	01:43,661	13,950
7	01:42,999	18,528
10	01:43,992	29,412
22	01:46,018	30,175
48	01:46,902	46,515
46	01:46,784	46,967
99	01:46,529	47,111
11	01:44,940	48,134
54	01:48,062	49,309
33	01:47,511	50,383
70	01:54,995	54,032

Lap: 14

Num	Tiempo	GAP
18	01:42,286	
12	01:44,338	13,210
1	01:44,404	13,380
50	01:44,977	14,506
8	01:44,513	14,571
6	01:43,755	15,217
89	01:43,861	15,525
7	01:43,180	19,422
10	01:44,012	31,138
22	01:44,852	32,741
48	01:47,028	51,257
11	01:45,628	51,476
99	01:46,947	51,772
46	01:47,720	52,401
54	01:46,967	53,990
33	01:46,824	54,921
70	<b>01:44,835</b>	56,581

Lap: 15

Num	Tiempo	GAP
18	01:42,359	
12	01:44,059	14,910
1	01:44,098	15,119
50	01:45,189	17,336
8	01:45,397	17,609
6	01:45,018	17,876
89	01:45,022	18,188
7	<b>01:42,845</b>	19,908
10	01:44,275	33,054
22	01:45,912	36,294
11	01:44,653	53,770
48	01:46,927	55,825

