

NASCAR GP SPAIN-ROUNDS 1 & 2

MAY 14-15 16, 2021

Circuit Ricardo Tormo

Length: 4005 metros

Pos.	N.	Driver	Team	Car	Nat.	Best Lap	PRACTICE 1			EN 2		Cat.
							iL	Laps	Gap	Interval	Speed	
1	1	Tziortzis Vladimiro	Acad. M./A. Caffi M.	Ford Mustang	CYP	01:42,372	9	11			140,84	
2	50	Dauenhauer Tobias	Hendriks M.Sport	Ford Mustang	DEU	01:43,296	9	14	00:00,924	00:00,924	139,58	
3	7	Doubek Martin	Hendriks M.Sport	Ford Mustang	CZE	01:43,492	16	16	00:01,120	00:00,196	139,32	
4	42	Garisto Francesco	42 Racing	Shadow Car	ITA	01:44,218	11	12	00:01,846	00:00,726	138,34	
5	88	Lanza Massimiliano	CAAL Racing	Chev. Camaro	ITA	01:44,593	7	12	00:02,221	00:00,375	137,85	LE
6	56	Deodhar Advait	CAAL Racing	Ford Mustang	IND	01:44,661	3	15	00:02,289	00:00,068	137,76	
7	66	Pilate Simon	DF1 Racing	Chev. Camaro	BEL	01:45,497	5	13	00:03,125	00:00,836	136,67	
8	22	Kunz Justin	DF1 Racing	Chev. Camaro	DEU	01:45,559	6	12	00:03,187	00:00,062	136,59	
9	2	Krasonis Thomas	Acad. M./A. Caffi M.	EuroNASCAR FJ	GRC	01:45,600	10	12	00:03,228	00:00,041	136,53	
10	69	Bleekemolen Michael	T. Bleekemolen	Ford Mustang	NLD	01:45,719	11	13	00:03,347	00:00,119	136,38	LE
11	55	Armetta Fabrizio	The Club M.S.	Chev. Camaro	ITA	01:45,763	8	8	00:03,391	00:00,044	136,32	LE
12	89	Panebianco Alberto	Not Only M.S.	Chev. Camaro	ITA	01:45,819	11	15	00:03,447	00:00,056	136,25	RO
13	27	Veronesi Pierluigi	Double V Racing	EuroNASCAR FJ	ITA	01:46,042	12	14	00:03,670	00:00,223	135,96	
14	48	Sokolovskiy Yevgen	Marko Stipp M.S.	Chev. Camaro	UKR	01:46,436	4	4	00:04,064	00:00,394	135,46	LE
15	44	Waden Ian Eric	DF1 Racing	Chev. Camaro	FIN	01:46,465	5	6	00:04,093	00:00,029	135,42	LE
16	10	Bec Didier	RDV Competition	Chev. Camaro	FRA	01:47,154	15	16	00:04,782	00:00,689	134,55	LE
17	8	Valeri Paolo	Vict Motorsport	Chev. Camaro	ITA	01:47,655	4	6	00:05,283	00:00,501	133,93	ROL
18	23	Lintukantu Leevi	Iceboys - DF1 R.	Chev. Camaro	FIN	01:47,850	11	12	00:05,478	00:00,195	133,69	RO
19	54	Casoli Arianna	CAAL Racing	Chev. Camaro	ITA	01:48,110	15	15	00:05,738	00:00,260	133,36	LAL
20	46	Gomes Miguel	Marko Stipp M.S.	Chev. Camaro	PRT	01:50,250	11	14	00:07,878	00:02,140	130,78	ROL
21	12	Loibnegger Alina	Solaris Motorsport	Chev. Camaro	AUT	01:51,211	12	15	00:08,839	00:00,961	129,65	LAR
22	64	Quintal Eric	Speedhouse	Chev. Camaro	FRA	01:52,178	6	13	00:09,806	00:00,967	128,53	LE

Final Official

Provisional Official

Length: 4005 m. Hour: 14:59

Stewards:

Hour:

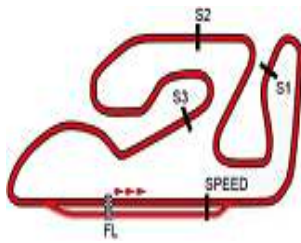
C.of the Course:

Hour: 14/05/2021

C.Timekeeper:

Hour: 15:34:21





Circuit Ricardo Tormo

MAY 14-15 16, 2021

Circuit Ricardo Tormo

NASCAR GP SPAIN-ROUNDS 1 & 2

ANALYSIS / SECTORS PRACTICE 1 EN 2

1		Tziortzis Vladimiro		Acad. M./A. Caffi M.			
CYP				P.Vmax: 1		T. Ideal: 01:42,272	
Lap	Time	Sector 1	Sector 2	Sector 3	Sector 4	V.Max	Hour
1	START	01:15,600	00:34,680	00:28,351	00:31,647		15:02:49
2	02:04,598	00:26,568	00:30,426	00:29,068	00:38,536		15:04:53
3	01:43,974	00:24,119	00:27,074	00:24,676	00:28,105		15:06:37
4	01:44,164	00:23,859	00:26,938	00:24,926	00:28,441		15:08:22
5	01:42,474	00:23,848	00:26,847	00:23,790	00:27,989		15:10:04
6	PIT	00:26,140	00:29,777	00:25,664	00:40,974		15:12:07
7	05:41,665	04:07,019	00:31,707	00:30,672	00:32,267		15:17:48
8	01:42,713	00:23,886	00:26,954	00:23,829	00:28,044		15:19:31
9	01:42,372	00:23,699	00:26,866	00:23,842	00:27,965		15:21:13
10	01:42,610	00:23,748	00:26,818	00:24,000	00:28,044		15:22:56
11	PIT	00:24,660	00:30,198	00:25,752	00:39,009		15:24:56

2		Krasonis Thomas		Acad. M./A. Caffi M.			
GRC				P.Vmax: 1		T. Ideal: 01:44,720	
Lap	Time	Sector 1	Sector 2	Sector 3	Sector 4	V.Max	Hour
1	START	01:07,832	00:32,278	00:26,427	00:31,049		15:02:36
2	01:48,187	00:25,248	00:28,220	00:25,261	00:29,458		15:04:24
3	01:46,543	00:24,860	00:28,121	00:24,704	00:28,858		15:06:11
4	01:47,059	00:24,582	00:28,642	00:25,027	00:28,808		15:07:58
5	NULL	00:24,637	00:27,938	00:24,353	00:28,602		15:09:43
6	PIT	00:24,537	00:29,291	00:25,062	00:43,295		15:11:46
7	04:20,787	02:59,556	00:28,135	00:24,417	00:28,679		15:16:06
8	01:45,783	00:24,486	00:28,175	00:24,237	00:28,885		15:17:52
9	NULL	00:24,249	00:27,632	00:47,189	00:33,108		15:20:04
10	01:45,600	00:24,409	00:27,746	00:24,582	00:28,863		15:21:50
11	01:46,544	00:24,446	00:27,914	00:24,566	00:29,618		15:23:37
12	PIT	00:24,760	00:27,798	00:24,423	00:36,864		15:25:30

7		Doubek Martin		Hendriks M.Sport			
CZE				P.Vmax: 1		T. Ideal: 01:43,110	
Lap	Time	Sector 1	Sector 2	Sector 3	Sector 4	V.Max	Hour
1	START	00:33,510	00:29,940	00:26,650	00:30,454		15:01:59
2	01:46,302	00:24,872	00:28,449	00:24,306	00:28,675		15:03:45
3	01:44,652	00:24,403	00:27,309	00:24,513	00:28,427		15:05:30
4	01:45,193	00:24,283	00:27,624	00:24,935	00:28,351		15:07:15
5	01:44,025	00:24,143	00:27,326	00:24,304	00:28,252		15:08:59
6	PIT	00:23,984	00:27,098	00:24,744	00:34,784		15:10:50
7	03:11,244	01:50,291	00:28,284	00:24,348	00:28,321		15:14:01
8	01:44,104	00:24,069	00:27,562	00:24,210	00:28,263		15:15:45
9	01:43,962	00:24,036	00:27,420	00:24,371	00:28,135		15:17:29
10	01:43,663	00:23,899	00:27,211	00:24,167	00:28,386		15:19:13
11	NULL	00:23,995	00:27,518	00:24,852	00:30,024		15:20:59
12	PIT	00:23,808	00:27,273	00:24,575	00:35,072		15:22:50
13	03:21,010	01:59,567	00:28,006	00:24,588	00:28,849		15:26:11
14	01:44,485	00:24,478	00:27,216	00:24,377	00:28,414		15:27:55
15	01:44,006	00:23,870	00:27,476	00:24,297	00:28,363		15:29:39
16	01:43,492	00:23,892	00:27,266	00:24,069	00:28,265		15:31:23

8		Valeri Paolo		Vict Motorsport			
ITA				P.Vmax: 1		T. Ideal: 01:46,932	
Lap	Time	Sector 1	Sector 2	Sector 3	Sector 4	V.Max	Hour
1	START	00:56,480	00:34,820	00:26,780	00:30,692		15:02:27
2	01:48,046	00:25,565	00:28,326	00:24,941	00:29,214		15:04:15
3	01:50,835	00:24,923	00:28,477	00:24,782	00:32,653		15:06:06
4	01:47,655	00:24,938	00:28,013	00:25,266	00:29,438		15:07:54
5	01:47,744	00:25,001	00:28,310	00:24,918	00:29,515		15:09:42

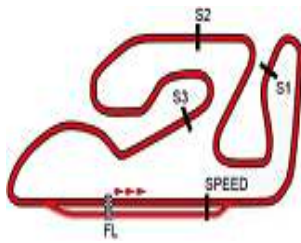
10		Bec Didier		RDV Competition			
FRA				P.Vmax: 1		T. Ideal: 01:46,200	
Lap	Time	Sector 1	Sector 2	Sector 3	Sector 4	V.Max	Hour
1	START	00:31,970	00:29,800	00:26,230	00:30,960		15:01:58
2	01:52,087	00:25,876	00:29,850	00:25,533	00:30,828		15:03:50
3	01:50,250	00:25,395	00:29,181	00:25,566	00:30,108		15:05:40
4	01:49,565	00:25,017	00:28,171	00:26,130	00:30,247		15:07:29
5	01:49,087	00:25,827	00:28,562	00:25,336	00:29,362		15:09:19
6	01:47,551	00:25,131	00:28,030	00:24,699	00:29,691		15:11:06
7	PIT	00:24,842	00:28,236	00:26,458	00:40,561		15:13:06
8	03:04,995	01:40,995	00:28,800	00:25,428	00:29,772		15:16:11
9	01:47,757	00:24,789	00:28,096	00:24,897	00:29,975		15:17:59
10	01:47,213	00:25,027	00:28,482	00:24,474	00:29,230		15:19:46
11	NULL	00:24,679	00:28,513	00:25,030	00:30,634		15:21:35
12	NULL	00:25,229	00:28,332	00:24,817	00:29,181		15:23:23
13	01:49,595	00:25,069	00:28,208	00:25,621	00:30,697		15:25:12
14	NULL	00:25,060	00:28,490	00:24,983	00:29,403		15:27:00
15	01:47,154	00:25,337	00:27,866	00:24,531	00:29,420		15:28:47
16	01:48,372	00:24,952	00:28,336	00:25,346	00:29,738		15:30:36

12		Loibnegger Alina		Solaris Motorsport			
AUT				P.Vmax: 1		T. Ideal: 01:50,898	
Lap	Time	Sector 1	Sector 2	Sector 3	Sector 4	V.Max	Hour
1	START	00:48,780	00:33,000	00:28,080	00:31,851		15:02:20
2	01:55,015	00:27,627	00:30,342	00:26,123	00:30,923		15:04:15
3	01:52,724	00:26,576	00:29,173	00:26,147	00:30,828		15:06:08
4	01:53,816	00:26,172	00:30,427	00:26,597	00:30,620		15:08:02
5	01:52,140	00:25,936	00:29,082	00:26,241	00:30,881		15:09:54
6	NULL	00:26,368	00:30,114	00:26,183	00:32,042		15:11:49
7	01:54,358	00:26,786	00:29,634	00:26,403	00:31,535		15:13:43
8	PIT	00:27,296	00:30,167	00:26,153	00:38,255		15:15:45
9	04:05,966	02:37,615	00:29,903	00:26,616	00:31,832		15:19:51
10	01:53,219	00:26,448	00:29,610	00:25,996	00:31,165		15:21:44
11	01:52,856	00:26,502	00:29,215	00:25,962	00:31,177		15:23:37
12	01:51,211	00:25,735	00:29,195	00:26,013	00:30,268		15:25:28
13	01:54,283	00:25,904	00:30,711	00:26,248	00:31,420		15:27:22
14	01:52,372	00:26,014	00:29,275	00:26,247	00:30,836		15:29:15
15	PIT	00:27,226	00:28,957	00:25,938	00:37,736		15:31:15

22		Kunz Justin		DF1 Racing			
DEU				P.Vmax: 1		T. Ideal: 01:44,812	
Lap	Time	Sector 1	Sector 2	Sector 3	Sector 4	V.Max	Hour
1	START	04:15,254	00:31,399	00:26,080	00:29,765		15:05:41
2	01:48,758	00:25,040	00:28,059	00:25,377	00:30,282		15:07:30
3	01:46,938	00:25,118	00:27,997	00:24,811	00:29,012		15:09:17
4	NULL	00:24,353	00:27,728	00:24,769	00:28,778		15:11:02
5	NULL	00:24,222	00:27,803	00:24,516	00:28,616		15:12:48
6	01:45,559	00:24,068	00:27,796	00:25,023	00:28,672		15:14:33
7	01:45,841	00:24,252	00:27,891	00:25,064	00:28,634		15:16:19
8	PIT	00:24,340	00:27,694	00:24,694	00:35,756		15:18:11
9	NULL	06:25,934	00:28,525	00:24,920	00:28,875		15:26:00
10	01:46,373	00:24,737	00:27,915	00:24,631	00:29,090		15:27:46
11	01:45,629	00:24,556	00:27,799	00:24,568	00:28,706		15:29:32
12	PIT	00:24,310	00:27,612	00:24,629	00:36,601		15:31:25

23		Lintukantu Leevi		Iceboys - DF1 R.			
FIN				P.Vmax: 1		T. Ideal: 01:47,817	
Lap	Time	Sector 1	Sector 2	Sector 3	Sector 4	V.Max	Hour





Circuit Ricardo Tormo

MAY 14-15 16, 2021

Circuit Ricardo Tormo

NASCAR GP SPAIN-ROUNDS 1 & 2

ANALYSIS / SECTORS PRACTICE 1 EN 2

1	START	06:54,024	00:33,134	00:30,035	00:32,415	15:08:28
2	01:57,150	00:27,869	00:29,791	00:27,416	00:32,074	15:10:25
3	01:53,126	00:26,438	00:29,177	00:26,557	00:30,954	15:12:18
4	01:53,923	00:28,048	00:29,032	00:26,006	00:30,837	15:14:12
5	01:51,956	00:26,767	00:28,568	00:25,751	00:30,870	15:16:04
6	01:50,363	00:25,492	00:29,781	00:25,139	00:29,951	15:17:55
7	NULL	00:25,715	00:28,656	00:25,399	00:29,769	15:19:44
8	PIT	00:25,698	00:29,888	00:25,729	00:46,411	15:21:52
9	NULL	02:58,481	00:28,853	00:25,471	00:29,564	15:26:14
10	01:48,262	00:25,307	00:28,205	00:25,207	00:29,543	15:28:03
11	01:47,850	00:24,959	00:28,238	00:25,137	00:29,516	15:29:50
12	01:49,420	00:25,120	00:28,516	00:26,016	00:29,768	15:31:40

1	START	00:39,390	00:31,987	00:29,051	00:32,462	15:02:11
2	01:58,185	00:26,264	00:31,895	00:27,589	00:32,437	15:04:10
3	01:56,405	00:26,148	00:30,499	00:27,011	00:32,747	15:06:06
4	01:58,214	00:26,655	00:31,213	00:28,787	00:31,559	15:08:04
5	01:54,018	00:25,711	00:30,215	00:26,777	00:31,315	15:09:58
6	01:53,129	00:26,213	00:29,928	00:26,373	00:30,615	15:11:51
7	PIT	00:25,246	00:29,247	00:26,524	00:40,068	15:13:52
8	05:07,813	03:40,597	00:29,741	00:26,593	00:30,882	15:19:00
9	01:52,932	00:25,555	00:30,268	00:26,040	00:31,069	15:20:53
10	01:52,583	00:25,169	00:29,684	00:26,128	00:31,602	15:22:46
11	01:50,250	00:24,755	00:29,173	00:25,778	00:30,544	15:24:36
12	01:50,343	00:25,153	00:29,050	00:26,134	00:30,006	15:26:26
13	01:51,258	00:24,874	00:29,895	00:26,308	00:30,181	15:28:18
14	01:53,152	00:25,357	00:29,898	00:26,724	00:31,173	15:30:11

27	Veronesi Pierluigi	Double V Racing		ITA		P.Vmax: 1	T. Ideal: 01:45,279
Lap Time	Sector 1	Sector 2	Sector 3	Sector 4	V.Max	Hour	
1	START	00:40,350	00:32,512	00:28,048	00:34,216	15:02:14	
2	01:47,940	00:24,603	00:29,704	00:24,678	00:28,955	15:04:02	
3	PIT	00:24,182	00:28,140	00:24,775	00:37,481	15:05:56	
4	03:25,430	02:03,509	00:28,528	00:24,698	00:28,695	15:09:22	
5	NULL	00:24,298	00:27,924	00:26,295	00:34,649	15:11:15	
6	01:46,573	00:24,520	00:28,240	00:24,728	00:29,085	15:13:01	
7	NULL	00:25,045	00:28,041	00:24,673	00:29,263	15:14:48	
8	01:47,025	00:24,398	00:28,028	00:24,728	00:29,871	15:16:35	
9	01:46,602	00:24,610	00:28,207	00:24,641	00:29,144	15:18:22	
10	PIT	00:24,710	00:28,451	00:25,203	00:35,067	15:20:15	
11	04:39,578	03:09,338	00:29,075	00:26,399	00:34,766	15:24:55	
12	01:46,042	00:24,363	00:28,080	00:24,649	00:28,950	15:26:41	
13	01:46,354	00:24,260	00:28,082	00:24,566	00:29,446	15:28:27	
14	01:46,170	00:24,572	00:27,836	00:24,741	00:29,021	15:30:14	

48	Sokolovskiy Yevgen	Marko Stipp M.S.		UKR		P.Vmax: 1	T. Ideal: 01:46,185
Lap Time	Sector 1	Sector 2	Sector 3	Sector 4	V.Max	Hour	
1	PIT	00:43,870	00:33,890	00:29,105	00:37,138	15:02:23	
2	24:14,619	22:50,552	00:29,092	00:25,408	00:29,567	15:26:37	
3	01:47,415	00:24,987	00:28,243	00:25,019	00:29,166	15:28:25	
4	01:46,436	00:24,524	00:27,661	00:24,834	00:29,417	15:30:11	

50	Dauenhauer Tobias	Hendriks M.Sport		DEU		P.Vmax: 1	T. Ideal: 01:43,179
Lap Time	Sector 1	Sector 2	Sector 3	Sector 4	V.Max	Hour	
1	START	01:25,880	00:31,560	00:32,501	00:28,476	15:02:57	
2	01:45,069	00:23,910	00:27,294	00:24,103	00:29,762	15:04:42	
3	01:43,707	00:23,912	00:27,471	00:23,901	00:28,423	15:06:26	
4	01:46,394	00:24,243	00:28,000	00:25,097	00:29,054	15:08:12	
5	01:44,647	00:23,910	00:27,142	00:24,215	00:29,380	15:09:57	
6	PIT	00:23,858	00:27,848	00:24,327	00:35,603	15:11:48	
7	04:17,379	02:53,312	00:29,799	00:25,636	00:28,632	15:16:06	
8	01:45,392	00:24,368	00:28,421	00:23,980	00:28,623	15:17:51	
9	01:43,296	00:23,770	00:27,100	00:24,018	00:28,408	15:19:35	
10	01:49,147	00:24,439	00:27,901	00:26,223	00:30,584	15:21:24	
11	01:44,390	00:24,025	00:27,344	00:24,252	00:28,769	15:23:08	
12	01:45,327	00:23,938	00:27,365	00:24,268	00:29,756	15:24:53	
13	PIT	00:24,146	00:27,396	00:24,514	00:33,391	15:26:43	
14	05:06,388	03:40,494	00:30,006	00:26,364	00:29,524	15:31:49	

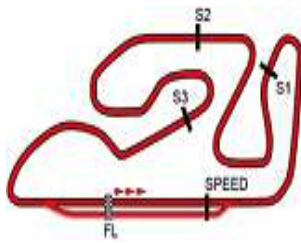
42	Garisto Francesco	42 Racing		ITA		P.Vmax: 1	T. Ideal: 01:44,088
Lap Time	Sector 1	Sector 2	Sector 3	Sector 4	V.Max	Hour	
1	START	02:35,670	00:29,599	00:25,103	00:29,569	15:03:59	
2	NULL	00:24,831	00:28,450	00:24,791	00:29,122	15:05:46	
3	NULL	00:24,631	00:28,084	00:25,352	00:29,302	15:07:33	
4	NULL	00:24,716	00:28,213	00:24,992	00:29,257	15:09:20	
5	NULL	00:24,832	00:28,295	00:25,291	00:29,743	15:11:08	
6	01:49,735	00:24,778	00:30,156	00:25,254	00:29,547	15:12:58	
7	NULL	00:24,739	00:28,581	00:25,527	00:29,420	15:14:46	
8	PIT	00:25,414	00:30,055	00:25,779	00:37,150	15:16:45	
9	08:30,521	07:06,774	00:29,728	00:24,656	00:29,363	15:25:15	
10	01:45,180	00:24,398	00:27,703	00:24,189	00:28,890	15:27:01	
11	01:44,218	00:24,374	00:27,256	00:23,913	00:28,675	15:28:45	
12	01:44,730	00:24,355	00:27,246	00:24,555	00:28,574	15:30:29	

54	Casoli Arianna	CAAL Racing		ITA		P.Vmax: 1	T. Ideal: 01:47,408
Lap Time	Sector 1	Sector 2	Sector 3	Sector 4	V.Max	Hour	
1	START	00:55,600	00:36,140	00:30,763	00:35,988	15:02:37	
2	01:59,940	00:28,895	00:30,906	00:26,692	00:33,447	15:04:37	
3	01:54,306	00:26,922	00:30,445	00:26,028	00:30,911	15:06:31	
4	01:52,750	00:26,043	00:29,184	00:26,626	00:30,897	15:08:24	
5	01:50,802	00:25,407	00:29,206	00:25,834	00:30,355	15:10:15	
6	PIT	00:25,479	00:29,107	00:25,527	00:40,365	15:12:15	
7	03:26,780	02:00,308	00:30,755	00:25,426	00:30,291	15:15:42	
8	01:50,170	00:25,243	00:28,721	00:25,970	00:30,236	15:17:32	
9	01:48,451	00:25,140	00:28,634	00:24,817	00:29,860	15:19:21	
10	01:48,205	00:25,051	00:28,455	00:25,091	00:29,608	15:21:09	
11	PIT	00:24,841	00:29,147	00:26,212	00:36,694	15:23:06	
12	03:12,509	01:48,297	00:29,282	00:25,076	00:29,854	15:26:18	
13	NULL	00:25,130	00:28,572	00:24,987	00:29,924	15:28:07	
14	NULL	00:24,796	00:28,794	00:25,294	00:29,582	15:29:55	
15	01:48,110	00:24,648	00:28,361	00:25,310	00:29,791	15:31:44	

44	Waden Ian Eric	DF1 Racing		FIN		P.Vmax: 1	T. Ideal: 01:46,387
Lap Time	Sector 1	Sector 2	Sector 3	Sector 4	V.Max	Hour	
1	START	07:07,107	00:32,214	00:26,667	00:30,222	15:08:35	
2	01:48,673	00:24,820	00:28,280	00:25,565	00:30,008	15:10:23	
3	01:47,828	00:24,732	00:28,358	00:25,133	00:29,605	15:12:11	
4	NULL	00:24,764	00:28,180	00:24,672	00:29,490	15:13:58	
5	01:46,465	00:24,520	00:28,139	00:24,750	00:29,056	15:15:45	
6	PIT	00:24,929	00:28,207	00:24,889	00:36,370	15:17:39	

46	Gomes Miguel	Marko Stipp M.S.		PRT		P.Vmax: 1	T. Ideal: 01:49,589
Lap Time	Sector 1	Sector 2	Sector 3	Sector 4	V.Max	Hour	





Circuit Ricardo Tormo

MAY 14-15 16, 2021

Circuit Ricardo Tormo

NASCAR GP SPAIN-ROUNDS 1 & 2

ANALYSIS / SECTORS PRACTICE 1 EN 2

55		Armetta Fabrizio		The Club M.S.			
ITA		P.Vmax: 1				T. Ideal: 01:44,368	
Lap	Time	Sector 1	Sector 2	Sector 3	Sector 4	V.Max	Hour
1	START	09:21,986	00:28,577	00:26,495	00:29,942		15:10:46
2	NULL	00:24,476	00:27,450	00:24,205	00:28,595		15:12:30
3	NULL	00:24,462	00:37,648	00:24,425	00:28,830		15:14:26
4	01:56,189	00:24,342	00:28,393	00:32,015	00:31,439		15:16:22
5	NULL	00:24,118	00:27,527	00:24,287	00:28,754		15:18:07
6	PIT	00:24,248	00:27,719	00:24,257	00:40,256		15:20:03
7	08:19,131	06:46,734	00:32,882	00:30,366	00:29,149		15:28:22
8	01:45,763	00:24,500	00:27,639	00:24,851	00:28,773		15:30:08

56		Deodhar Advait		CAAL Racing			
IND		P.Vmax: 1				T. Ideal: 01:44,191	
Lap	Time	Sector 1	Sector 2	Sector 3	Sector 4	V.Max	Hour
1	START	00:49,500	00:31,320	00:26,220	00:31,607		15:02:17
2	01:50,841	00:24,986	00:28,287	00:27,097	00:30,471		15:04:08
3	01:44,661	00:24,364	00:27,809	00:24,087	00:28,401		15:05:53
4	01:44,849	00:24,254	00:27,588	00:24,141	00:28,866		15:07:38
5	PIT	00:24,650	00:28,460	00:25,764	00:36,043		15:09:32
6	04:17,837	02:52,025	00:29,536	00:26,309	00:29,967		15:13:50
7	NULL	00:24,877	00:29,990	00:24,740	00:29,245		15:15:39
8	NULL	00:24,270	00:27,597	00:24,269	00:28,883		15:17:24
9	NULL	00:24,514	00:27,449	00:26,058	00:29,760		15:19:12
10	01:44,876	00:24,508	00:27,493	00:24,306	00:28,569		15:20:57
11	01:48,239	00:24,255	00:27,722	00:26,449	00:29,813		15:22:45
12	PIT	00:24,313	00:27,546	00:24,299	00:37,782		15:24:39
13	03:08,304	01:45,779	00:28,482	00:24,787	00:29,256		15:27:47
14	NULL	00:24,446	00:27,608	00:24,417	00:29,545		15:29:33
15	NULL	00:24,452	00:27,708	00:24,124	00:28,722		15:31:18

64		Quintal Eric		Speedhouse			
FRA		P.Vmax: 1				T. Ideal: 01:50,945	
Lap	Time	Sector 1	Sector 2	Sector 3	Sector 4	V.Max	Hour
1	START	01:10,819	00:34,141	00:30,597	00:35,400		15:02:50
2	01:58,629	00:28,180	00:31,623	00:27,044	00:31,782		15:04:48
3	01:53,128	00:26,566	00:29,402	00:26,844	00:30,316		15:06:41
4	01:52,883	00:26,231	00:29,515	00:26,460	00:30,677		15:08:34
5	01:52,526	00:25,972	00:29,224	00:26,317	00:31,013		15:10:27
6	01:52,178	00:26,045	00:29,205	00:26,384	00:30,544		15:12:19
7	01:52,695	00:26,571	00:29,195	00:25,936	00:30,993		15:14:12
8	01:54,975	00:25,689	00:29,409	00:26,070	00:33,807		15:16:07
9	01:53,328	00:25,792	00:29,093	00:26,180	00:32,263		15:18:00
10	PIT	00:25,992	00:29,680	00:26,335	00:44,403		15:20:06
11	05:37,232	04:08,124	00:30,903	00:25,847	00:32,358		15:25:44
12	01:54,766	00:25,850	00:31,005	00:26,663	00:31,248		15:27:38
13	PIT	00:26,173	00:29,513	00:27,546	00:44,448		15:29:46

66		Pilate Simon		DF1 Racing			
BEL		P.Vmax: 1				T. Ideal: 01:45,027	
Lap	Time	Sector 1	Sector 2	Sector 3	Sector 4	V.Max	Hour
1	START	06:03,279	00:30,651	00:28,738	00:29,975		15:07:31
2	01:47,932	00:24,817	00:28,821	00:24,993	00:29,301		15:09:19
3	NULL	00:24,810	00:31,717	00:25,106	00:28,966		15:11:10
4	01:46,390	00:24,106	00:28,538	00:24,692	00:29,054		15:12:56
5	01:45,497	00:23,976	00:27,728	00:24,756	00:29,037		15:14:42
6	PIT	00:24,214	00:27,891	00:24,627	00:39,172		15:16:38
7	03:46,992	02:25,016	00:27,938	00:24,844	00:29,194		15:20:25
8	01:46,015	00:24,227	00:27,628	00:24,878	00:29,282		15:22:11

9	01:45,883	00:24,366	00:27,758	00:24,858	00:28,901		15:23:56
10	01:46,257	00:24,178	00:27,654	00:24,522	00:29,903		15:25:43
11	NULL	00:24,317	00:27,723	00:24,832	00:29,057		15:27:29
12	01:46,833	00:24,256	00:27,772	00:24,762	00:30,043		15:29:15
13	PIT	00:25,487	00:28,100	00:25,002	00:38,412		15:31:12

69		Bleekemolen Michael		T. Bleekemolen			
NLD		P.Vmax: 1				T. Ideal: 01:45,258	
Lap	Time	Sector 1	Sector 2	Sector 3	Sector 4	V.Max	Hour
1	START	01:05,300	00:34,080	00:26,434	00:31,192		15:02:36
2	02:01,860	00:25,342	00:28,072	00:30,820	00:37,626		15:04:37
3	01:47,028	00:24,669	00:28,171	00:25,162	00:29,026		15:06:24
4	01:48,243	00:25,259	00:28,019	00:25,167	00:29,798		15:08:13
5	NULL	00:24,434	00:27,834	00:24,765	00:29,043		15:09:59
6	01:48,679	00:25,187	00:28,220	00:24,988	00:30,284		15:11:47
7	01:46,243	00:24,733	00:27,944	00:24,453	00:29,113		15:13:34
8	PIT	00:24,976	00:30,734	00:27,260	00:37,098		15:15:34
9	04:37,475	03:13,749	00:28,863	00:25,437	00:29,426		15:20:11
10	01:47,338	00:24,872	00:27,958	00:24,914	00:29,594		15:21:59
11	01:45,719	00:24,240	00:27,836	00:24,912	00:28,731		15:23:44
12	01:45,857	00:24,459	00:27,856	00:24,798	00:28,744		15:25:30
13	PIT	00:24,433	00:29,333	00:26,741	00:36,112		15:27:27

88		Lanza Massimiliano		CAAL Racing			
ITA		P.Vmax: 1				T. Ideal: 01:43,990	
Lap	Time	Sector 1	Sector 2	Sector 3	Sector 4	V.Max	Hour
1	START	02:10,958	00:29,823	00:25,906	00:30,268		15:03:36
2	01:45,730	00:24,733	00:27,492	00:24,465	00:29,040		15:05:21
3	PIT	00:24,603	00:31,712	00:35,366	00:51,259		15:07:44
4	06:07,137	04:46,720	00:27,479	00:24,309	00:28,629		15:13:51
5	NULL	00:24,178	00:28,660	00:24,090	00:28,947		15:15:37
6	01:44,861	00:24,028	00:27,563	00:24,361	00:28,909		15:17:22
7	01:44,593	00:24,150	00:27,358	00:24,208	00:28,877		15:19:07
8	PIT	00:24,435	00:28,812	00:24,631	00:36,848		15:21:01
9	04:10,395	02:49,325	00:27,657	00:24,520	00:28,893		15:25:12
10	NULL	00:24,125	00:28,830	00:24,435	00:28,559		15:26:58
11	NULL	00:24,210	00:27,679	00:24,371	00:28,623		15:28:43
12	01:45,875	00:23,983	00:27,928	00:24,796	00:29,168		15:30:28

89		Panebianco Alberto		Not Only M.S.			
ITA		P.Vmax: 1				T. Ideal: 01:45,468	
Lap	Time	Sector 1	Sector 2	Sector 3	Sector 4	V.Max	Hour
1	START	02:51,729	00:31,534	00:27,578	00:29,551		15:04:19
2	01:49,153	00:25,221	00:28,223	00:25,368	00:30,341		15:06:08
3	01:47,621	00:25,098	00:28,395	00:24,940	00:29,188		15:07:56
4	01:46,987	00:24,656	00:28,169	00:24,943	00:29,219		15:09:43
5	01:49,505	00:24,783	00:30,515	00:24,936	00:29,271		15:11:32
6	01:46,191	00:24,393	00:27,994	00:24,913	00:28,891		15:13:18
7	01:45,844	00:24,262	00:27,887	00:24,836	00:28,859		15:15:04
8	PIT	00:26,672	00:34,146	00:29,833	00:42,692		15:17:18
9	03:20,635	01:55,701	00:29,767	00:25,631	00:29,536		15:20:38
10	01:46,124	00:24,694	00:27,958	00:24,669	00:28,803		15:22:24
11	01:45,819	00:24,491	00:27,974	00:24,669	00:28,685		15:24:10
12	01:45,873	00:24,425	00:27,852	00:24,694	00:28,902		15:25:56
13	01:46,322	00:24,340	00:28,010	00:24,989	00:28,983		15:27:42
14	01:46,748	00:24,317	00:28,214	00:25,081	00:29,136		15:29:29
15	NULL	00:24,565	00:27,939	00:24,689	00:28,832		15:31:15

