

NASCAR GP SPAIN-ROUNDS 1 & 2

MAY 14-15 16, 2021

Circuit Ricardo Tormo

Length: 4005 metros

Results						PRACTICE 1			EN PRO			
Pos.	N.	Driver	Team	Car	Nat.	Best Lap	iL	Laps	Gap	Interval	Speed	Cat.
1	7	Hezemans Loris	Hendriks M.Sport	Ford Mustang	NLD	01:42,625	4	11			140,49	
2	3	Gabillon Frederic	RDV Competition	EuroNASCAR FJ	FRA	01:42,643	5	11	00:00,018	00:00,018	140,47	
3	54	Ercoli Gianmarco	CAAL Racing	Chev. Camaro	ITA	01:42,659	8	12	00:00,034	00:00,016	140,45	JU
4	50	Ghirelli Vittorio	Hendriks M.Sport	Ford Mustang	ITA	01:42,775	6	10	00:00,150	00:00,116	140,29	
5	18	Maggi Giorgio	Hendriks M.Sport	Ford Mustang	CHE	01:43,187	11	11	00:00,562	00:00,412	139,73	JU
6	69	Bleekemolen Sebastiaan	T. Bleekemolen	Ford Mustang	NLD	01:43,311	10	12	00:00,686	00:00,124	139,56	CH
7	10	Delsaux Ulysse	RDV Competition	Chev. Camaro	FRA	01:43,548	12	12	00:00,923	00:00,237	139,24	JU
8	5	Villeneuve Jacques	Acad. M./A. Caffi M.	EuroNASCAR FJ	CAN	01:43,563	9	9	00:00,938	00:00,015	139,22	
9	1	Ferrando Thomas	Acad. M./A. Caffi M.	Ford Mustang	FRA	01:43,888	11	11	00:01,263	00:00,325	138,78	JU
10	12	Sini Francesco	Solaris Motorsport	Chev. Camaro	ITA	01:43,973	5	11	00:01,348	00:00,085	138,67	
11	42	Ferrara Luigi	42 Racing	Ford Mustang	ITA	01:44,309	8	8	00:01,684	00:00,336	138,22	
12	55	Armetta Fabrizio	The Club M.S.	Chev. Camaro	ITA	01:45,003	5	10	00:02,378	00:00,694	137,31	CH
13	66	Lemarie Patrick	DF1 Racing	Chev. Camaro	BEL	01:45,214	5	8	00:02,589	00:00,211	137,03	
14	22	Rocca Nicolo	DF1 Racing	Chev. Camaro	ITA	01:45,247	2	5	00:02,622	00:00,033	136,99	
15	89	Dallara Davide	Not Only M.S.	Chev. Camaro	ITA	01:45,454	8	12	00:02,829	00:00,207	136,72	CH
16	90	Nori Andrea	Not Only M.S.	Chev. Camaro	ITA	01:45,635	3	12	00:03,010	00:00,181	136,49	CH
17	44	Waden Ian Eric	DF1 Racing	Chev. Camaro	FIN	01:46,832	10	12	00:04,207	00:01,197	134,96	CH
18	8	Caso Dario	Vict Motorsport	Chev. Camaro	ITA	01:47,399	3	5	00:04,774	00:00,567	134,25	CH
19	48	Sokolovskiy Yevgen	Marko Stipp M.S.	Chev. Camaro	UKR	01:47,553	10	12	00:04,928	00:00,154	134,05	CH
20	17	Manfre Bernardo	42 Racing	Ford Mustang	ITA	01:49,342	2	8	00:06,717	00:01,789	131,86	CH
21	23	Tuomaala Henri	Iceboys - DF1 R.	Chev. Camaro	FIN	01:50,863	3	4	00:08,238	00:01,521	130,05	CH
22	77	Goossens Marc	DF1 Racing	Chev. Camaro	AUT	02:00,875	2	3	00:18,250	00:10,012	119,28	
23	64	Lasserre Lucas	Speedhouse	Chev. Camaro	FRA	21:56,289	3	3	20:13,664	19:55,414	10,95	

Final Official

Provisional Official

Length: 4005 m. Hour: 13:59

Stewards:

Hour:

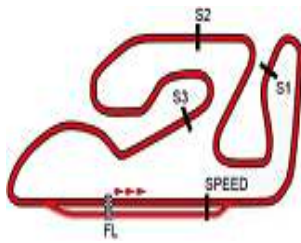
C.of the Course:

Hour: 14/05/2021

C.Timekeeper:

Hour: 14:33:21





Circuit Ricardo Tormo

MAY 14-15 16, 2021

Circuit Ricardo Tormo

NASCAR GP SPAIN-ROUNDS 1 & 2

ANALYSIS / SECTORS PRACTICE 1 EN PRO

Table for driver Ferrando Thomas (FRA) with columns for Lap Time, Sector 1-4, V.Max, and Hour. Includes data for 11 laps.

Table for driver Caso Dario (ITA) with columns for Lap Time, Sector 1-4, V.Max, and Hour. Includes data for 5 laps.

Table for driver Gabillon Frederic (FRA) with columns for Lap Time, Sector 1-4, V.Max, and Hour. Includes data for 11 laps.

Table for driver Delsaux Ulysse (FRA) with columns for Lap Time, Sector 1-4, V.Max, and Hour. Includes data for 12 laps.

Table for driver Villeneuve Jacques (CAN) with columns for Lap Time, Sector 1-4, V.Max, and Hour. Includes data for 9 laps.

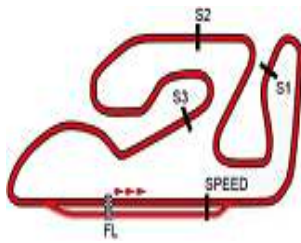
Table for driver Sini Francesco (ITA) with columns for Lap Time, Sector 1-4, V.Max, and Hour. Includes data for 11 laps.

Table for driver Hezemans Loris (NLD) with columns for Lap Time, Sector 1-4, V.Max, and Hour. Includes data for 11 laps.

Table for driver Manfre Bernardo (ITA) with columns for Lap Time, Sector 1-4, V.Max, and Hour. Includes data for 8 laps.

Table for driver Maggi Giorgio (CHE) with columns for Lap Time, Sector 1-4, V.Max, and Hour. Includes data for 4 laps.





Circuit Ricardo Tormo

MAY 14-15 16, 2021

Circuit Ricardo Tormo

NASCAR GP SPAIN-ROUNDS 1 & 2

ANALYSIS / SECTORS PRACTICE 1 EN PRO

Table with 7 columns: Lap, Time, Sector 1, Sector 2, Sector 3, Sector 4, V.Max, Hour. Rows 5-11.

Table with 7 columns: Lap, Time, Sector 1, Sector 2, Sector 3, Sector 4, V.Max, Hour. Rows 5-12.

Driver: Rocca Nicolo (ITA), DF1 Racing. P.Vmax: 1, T. Ideal: 01:43,541. Table with 7 columns: Lap, Time, Sector 1, Sector 2, Sector 3, Sector 4, V.Max, Hour. Rows 1-5.

Driver: Ghirelli Vittorio (ITA), Hendriks M.Sport. P.Vmax: 1, T. Ideal: 01:42,617. Table with 7 columns: Lap, Time, Sector 1, Sector 2, Sector 3, Sector 4, V.Max, Hour. Rows 1-10.

Driver: Tuomaala Henri (FIN), Iceboys - DF1 R. P.Vmax: 1, T. Ideal: 01:50,589. Table with 7 columns: Lap, Time, Sector 1, Sector 2, Sector 3, Sector 4, V.Max, Hour. Rows 1-4.

Driver: Ercoli Gianmarco (ITA), CAAL Racing. P.Vmax: 1, T. Ideal: 01:42,608. Table with 7 columns: Lap, Time, Sector 1, Sector 2, Sector 3, Sector 4, V.Max, Hour. Rows 1-12.

Driver: Ferrara Luigi (ITA), 42 Racing. P.Vmax: 1, T. Ideal: 01:44,309. Table with 7 columns: Lap, Time, Sector 1, Sector 2, Sector 3, Sector 4, V.Max, Hour. Rows 1-8.

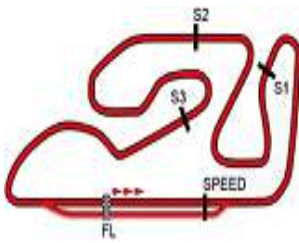
Driver: Waden Ian Eric (FIN), DF1 Racing. P.Vmax: 1, T. Ideal: 01:46,521. Table with 7 columns: Lap, Time, Sector 1, Sector 2, Sector 3, Sector 4, V.Max, Hour. Rows 1-12.

Driver: Armetta Fabrizio (ITA), The Club M.S. P.Vmax: 1, T. Ideal: 01:44,371. Table with 7 columns: Lap, Time, Sector 1, Sector 2, Sector 3, Sector 4, V.Max, Hour. Rows 1-10.

Driver: Sokolovskiy Yevgen (UKR), Marko Stipp M.S. P.Vmax: 1, T. Ideal: 01:46,956. Table with 7 columns: Lap, Time, Sector 1, Sector 2, Sector 3, Sector 4, V.Max, Hour. Rows 1-4.

Driver: Lasserre Lucas (FRA), Speedhouse. P.Vmax: 1, T. Ideal: 01:46,418. Table with 7 columns: Lap, Time, Sector 1, Sector 2, Sector 3, Sector 4, V.Max, Hour. Rows 1-3.





Circuit Ricardo Tormo

MAY 14-15 16, 2021

Circuit Ricardo Tormo

NASCAR GP SPAIN-ROUNDS 1 & 2

ANALYSIS / SECTORS PRACTICE 1 EN PRO

66		Lemarie Patrick		DF1 Racing			
BEL		P.Vmax: 1				T. Ideal: 01:44,733	
Lap	Time	Sector 1	Sector 2	Sector 3	Sector 4	V.Max	Hour
1	START	00:40,090	00:32,980	00:27,240	00:29,887		14:02:09
2	01:48,407	00:24,953	00:28,644	00:25,289	00:29,521		14:03:57
3	NULL	00:24,504	00:27,742	00:24,617	00:29,101		14:05:43
4	01:45,433	00:24,359	00:27,441	00:24,493	00:29,140		14:07:28
5	01:45,214	00:24,283	00:27,738	00:24,366	00:28,827		14:09:14
6	PIT	00:24,162	00:27,378	00:25,210	00:43,023		14:11:13
7	03:47,802	02:24,855	00:29,041	00:24,817	00:29,089		14:15:01
8	01:45,552	00:24,239	00:27,583	00:24,744	00:28,986		14:16:47

6	NULL	00:24,629	00:27,935	00:24,298	00:28,953		14:11:32
7	PIT	00:24,685	00:27,730	00:24,446	00:36,461		14:13:25
8	04:47,992	03:26,289	00:28,118	00:24,475	00:29,110		14:18:13
9	01:46,026	00:24,541	00:27,870	00:24,810	00:28,805		14:19:59
10	NULL	00:24,659	00:27,836	00:24,606	00:28,794		14:21:45
11	01:48,392	00:24,950	00:29,905	00:24,490	00:29,047		14:23:33
12	01:46,488	00:24,519	00:27,960	00:25,049	00:28,960		14:25:20

69		Bleekemolen Sebastiaan		T. Bleekemolen			
NLD		P.Vmax: 1				T. Ideal: 01:42,884	
Lap	Time	Sector 1	Sector 2	Sector 3	Sector 4	V.Max	Hour
1	START	01:15,490	00:30,340	00:27,258	00:29,684		14:02:41
2	01:44,922	00:24,806	00:27,337	00:24,319	00:28,460		14:04:26
3	01:44,076	00:23,972	00:27,107	00:24,170	00:28,827		14:06:10
4	01:43,615	00:24,148	00:27,216	00:24,095	00:28,156		14:07:54
5	01:43,395	00:23,862	00:27,336	00:24,029	00:28,168		14:09:37
6	PIT	00:24,064	00:29,270	00:24,787	00:37,891		14:11:33
7	04:36,628	03:16,987	00:27,416	00:24,004	00:28,221		14:16:10
8	NULL	00:23,897	00:27,239	00:24,237	00:28,002		14:17:53
9	NULL	00:23,888	00:27,478	00:24,111	00:28,442		14:19:37
10	01:43,311	00:23,850	00:27,287	00:24,042	00:28,132		14:21:20
11	01:43,956	00:23,771	00:27,540	00:24,170	00:28,475		14:23:04
12	PIT	00:23,935	00:27,309	00:24,623	00:36,543		14:24:57

77		Goossens Marc		DF1 Racing			
AUT		P.Vmax: 1				T. Ideal: 01:53,084	
Lap	Time	Sector 1	Sector 2	Sector 3	Sector 4	V.Max	Hour
1	START	00:58,350	00:35,720	00:30,145	00:34,674		14:02:37
2	02:00,875	00:29,906	00:30,672	00:29,232	00:31,065		14:04:38
3	PIT	00:26,834	00:29,903	00:25,282	00:42,380		14:06:43

89		Dallara Davide		Not Only M.S.			
ITA		P.Vmax: 1				T. Ideal: 01:45,186	
Lap	Time	Sector 1	Sector 2	Sector 3	Sector 4	V.Max	Hour
1	START	01:50,250	00:33,584	00:28,160	00:31,950		14:03:22
2	01:51,571	00:26,558	00:29,110	00:26,074	00:29,829		14:05:14
3	01:47,656	00:25,487	00:28,080	00:25,105	00:28,984		14:07:02
4	01:47,623	00:24,913	00:28,666	00:24,624	00:29,420		14:08:49
5	01:47,452	00:25,788	00:28,006	00:24,698	00:28,960		14:10:37
6	01:45,950	00:24,621	00:27,810	00:24,619	00:28,900		14:12:23
7	01:45,826	00:24,746	00:27,654	00:24,727	00:28,699		14:14:08
8	01:45,454	00:24,685	00:27,615	00:24,532	00:28,622		14:15:54
9	PIT	00:24,879	00:28,211	00:24,889	00:35,017		14:17:47
10	04:59,712	03:37,987	00:27,960	00:24,594	00:29,171		14:22:47
11	01:45,688	00:24,580	00:27,723	00:24,558	00:28,827		14:24:32
12	NULL	00:24,417	00:27,778	00:24,541	00:28,639		14:26:18

90		Nori Andrea		Not Only M.S.			
ITA		P.Vmax: 1				T. Ideal: 01:45,008	
Lap	Time	Sector 1	Sector 2	Sector 3	Sector 4	V.Max	Hour
1	START	01:09,370	00:31,580	00:26,813	00:30,853		14:02:37
2	01:49,751	00:26,380	00:28,672	00:24,837	00:29,862		14:04:27
3	01:45,635	00:24,424	00:28,116	00:24,375	00:28,720		14:06:12
4	NULL	00:24,466	00:28,075	00:24,568	00:29,121		14:07:59
5	01:47,121	00:24,260	00:28,315	00:25,094	00:29,452		14:09:46

