

## NASCAR GP SPAIN-ROUNDS 1 & 2

MAY 14-15 16, 2021

### Circuit Ricardo Tormo

Length: 4005 metros

Results						PRACTICE 2			EN PRO			
Pos.	N.	Driver	Team	Car	Nat.	Best Lap	iL	Laps	Gap	Interval	Speed	Cat.
1	7	Hezemans Loris	Hendriks M.Sport	Ford Mustang	NLD	<b>01:41,640</b>	5	12			141,85	
2	50	Ghirelli Vittorio	Hendriks M.Sport	Ford Mustang	ITA	01:42,163	5	11	00:00,523	00:00,523	141,13	
3	54	Ercoli Gianmarco	CAAL Racing	Chev. Camaro	ITA	01:42,379	3	11	00:00,739	00:00,216	140,83	JU
4	69	Bleekemolen Sebastiaan	T. Bleekemolen	Ford Mustang	NLD	01:42,482	12	12	00:00,842	00:00,103	140,69	CH
5	22	Rocca Nicolo	DF1 Racing	Chev. Camaro	ITA	01:42,571	14	15	00:00,931	00:00,089	140,57	
6	3	Gabillon Frederic	RDV Competition	EuroNASCAR FJ	FRA	01:42,870	8	14	00:01,230	00:00,299	140,16	
7	5	Villeneuve Jacques	Acad. M./A. Caffi M.	EuroNASCAR FJ	CAN	01:43,055	10	13	00:01,415	00:00,185	139,91	
8	1	Ferrando Thomas	Acad. M./A. Caffi M.	Ford Mustang	FRA	01:43,270	7	12	00:01,630	00:00,215	139,61	JU
9	12	Sini Francesco	Solaris Motorsport	Chev. Camaro	ITA	01:43,341	11	14	00:01,701	00:00,071	139,52	
10	55	Armetta Fabrizio	The Club M.S.	Chev. Camaro	ITA	01:43,370	12	12	00:01,730	00:00,029	139,48	CH
11	42	Ferrara Luigi	42 Racing	Shadow Car	ITA	01:43,646	6	14	00:02,006	00:00,276	139,11	
12	8	Caso Dario	Vict Motorsport	Chev. Camaro	ITA	01:43,746	9	13	00:02,106	00:00,100	138,97	CH
13	66	Lemarie Patrick	DF1 Racing	Chev. Camaro	FRA	01:43,845	9	10	00:02,205	00:00,099	138,84	
14	77	Goossens Marc	DF1 Racing	Chev. Camaro	BEL	01:44,073	4	13	00:02,433	00:00,228	138,54	
15	10	Delsaux Ulysse	RDV Competition	Chev. Camaro	FRA	01:44,587	3	15	00:02,947	00:00,514	137,86	JU
16	90	Nori Andrea	Not Only M.S.	Chev. Camaro	ITA	01:44,910	7	15	00:03,270	00:00,323	137,43	CH
17	48	Sokolovskiy Yevgen	Marko Stipp M.S.	Chev. Camaro	UKR	01:44,911	8	13	00:03,271	00:00,001	137,43	CH
18	64	Lasserre Lucas	Speedhouse	Chev. Camaro	FRA	01:44,953	8	9	00:03,313	00:00,042	137,38	
19	89	Dallara Davide	Not Only M.S.	Chev. Camaro	ITA	01:45,212	6	16	00:03,572	00:00,259	137,04	CH
20	23	Tuomaala Henri	Iceboys - DF1 R.	Chev. Camaro	FIN	01:45,438	10	11	00:03,798	00:00,226	136,74	CH
21	17	Manfre Bernardo	42 Racing	Shadow Car	ITA	01:46,456	4	13	00:04,816	00:01,018	135,44	CH
22	18	Maggi Giorgio	Hendriks M.Sport	Ford Mustang	CHE	START	1	2				JU

Final Official

Provisional Official

Length: 4005 m. Hour: 15:59

Stewards:

---

Hour:

C.of the Course:

---

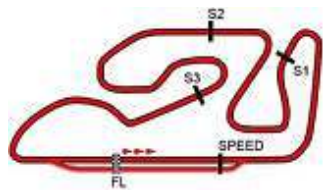
Hour: 14/05/2021

C.Timekeeper:

---

Hour: 16:35:08





## NASCAR GP SPAIN-ROUNDS 1 & 2

MAY 14-15 16, 2021

### Circuit Ricardo Tormo

Length: 4005 metros

#### COMBINED

#### EN PRO

Pos.	N.	Driver	Team	Car	Nat.	Time	Gap	Qualif. 1	iL	nL	Qualif. 2	iL	nL	TL	Cat.
1	7	Hezemans Loris	Hendriks M.Sport	Ford Mustang	NLD	<b>01:41,640</b>		01:42,625	4	11	<b>01:41,640</b>	5	12	23	
2	50	Ghirelli Vittorio	Hendriks M.Sport	Ford Mustang	ITA	01:42,163	00:00,523	01:42,775	6	10	<b>01:42,163</b>	5	11	21	
3	54	Ercoli Gianmarco	CAAL Racing	Chev. Camaro	ITA	01:42,379	00:00,739	01:42,659	8	12	<b>01:42,379</b>	3	11	23	JU
4	69	Bleekemolen Sebastiaan	T. Bleekemolen	Ford Mustang	NLD	01:42,482	00:00,842	01:43,311	10	12	<b>01:42,482</b>	12	12	24	CH
5	22	Rocca Nicolo	DF1 Racing	Chev. Camaro	ITA	01:42,571	00:00,931	01:45,247	2	5	<b>01:42,571</b>	14	15	20	
6	3	Gabillon Frederic	RDV Competition	EuroNASCAR FJFRA	FRA	01:42,643	00:01,003	<b>01:42,643</b>	5	11	01:42,870	8	14	25	
7	5	Villeneuve Jacques	Acad. M./A. Caffi M.	EuroNASCAR FJCAN	CAN	01:43,055	00:01,415	01:43,563	9	9	<b>01:43,055</b>	10	13	22	
8	18	Maggi Giorgio	Hendriks M.Sport	Ford Mustang	CHE	01:43,187	00:01,547	<b>01:43,187</b>	11	11				11	JU
9	1	Ferrando Thomas	Acad. M./A. Caffi M.	Ford Mustang	FRA	01:43,270	00:01,630	01:43,888	11	11	<b>01:43,270</b>	7	12	23	JU
10	12	Sini Francesco	Solaris Motorsport	Chev. Camaro	ITA	01:43,341	00:01,701	01:43,973	5	11	<b>01:43,341</b>	11	14	25	
11	55	Armetta Fabrizio	The Club M.S.	Chev. Camaro	ITA	01:43,370	00:01,730	01:45,003	5	10	<b>01:43,370</b>	12	12	22	CH
12	10	Delsaux Ulysse	RDV Competition	Chev. Camaro	FRA	01:43,548	00:01,908	<b>01:43,548</b>	12	12	01:44,587	3	15	27	JU
13	42	Ferrara Luigi	42 Racing	Ford Mustang	ITA	01:43,646	00:02,006	01:44,309	8	8	<b>01:43,646</b>	6	14	22	
14	8	Caso Dario	Vict Motorsport	Chev. Camaro	ITA	01:43,746	00:02,106	01:47,399	3	5	<b>01:43,746</b>	9	13	18	CH
15	66	Lemarie Patrick	DF1 Racing	Chev. Camaro	BEL	01:43,845	00:02,205	01:45,214	5	8	<b>01:43,845</b>	9	10	18	
16	77	Goossens Marc	DF1 Racing	Chev. Camaro	AUT	01:44,073	00:02,433	02:00,875	2	3	<b>01:44,073</b>	4	13	16	
17	90	Nori Andrea	Not Only M.S.	Chev. Camaro	ITA	01:44,910	00:03,270	01:45,635	3	12	<b>01:44,910</b>	7	15	27	CH
18	48	Sokolovskiy Yevgen	Marko Stipp M.S.	Chev. Camaro	UKR	01:44,911	00:03,271	01:47,553	10	12	<b>01:44,911</b>	8	13	25	CH
19	64	Lasserre Lucas	Speedhouse	Chev. Camaro	FRA	01:44,953	00:03,313	21:56,289	3	3	<b>01:44,953</b>	8	9	12	
20	89	Dallara Davide	Not Only M.S.	Chev. Camaro	ITA	01:45,212	00:03,572	01:45,454	8	12	<b>01:45,212</b>	6	16	28	CH
21	23	Tuomaala Henri	Iceboys - DF1 R.	Chev. Camaro	FIN	01:45,438	00:03,798	01:50,863	3	4	<b>01:45,438</b>	10	11	15	CH
22	17	Manfre Bernardo	42 Racing	Ford Mustang	ITA	01:46,456	00:04,816	01:49,342	2	8	<b>01:46,456</b>	4	13	21	CH
23	44	Waden Ian Eric	DF1 Racing	Chev. Camaro	FIN	01:46,832	00:05,192	<b>01:46,832</b>	10	12				12	CH

Circuit Ricardo Tormo

Final Official

Provisional Official

Length: 4005

Hour: 16:00:00

Stewards:

Hour:

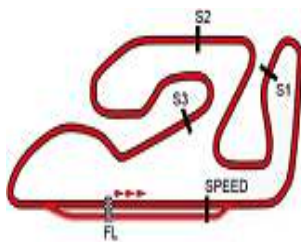
C.of the Course:

Hour: 14/05/2021

C.Timekeeper:

Hour: 16:44:16





Circuit Ricardo Tormo

MAY 14-15 16, 2021

Circuit Ricardo Tormo

NASCAR GP SPAIN-ROUNDS 1 & 2

ANALYSIS / SECTORS PRACTICE 2 EN PRO

Table for driver Ferrando Thomas (FRA) with columns for Lap Time, Sector 1-4, V.Max, and Hour. Includes lap 12 PIT.

Table for driver Gabillon Frederic (FRA) with columns for Lap Time, Sector 1-4, V.Max, and Hour. Includes lap 14 PIT.

Table for driver Villeneuve Jacques (CAN) with columns for Lap Time, Sector 1-4, V.Max, and Hour. Includes lap 13 PIT.

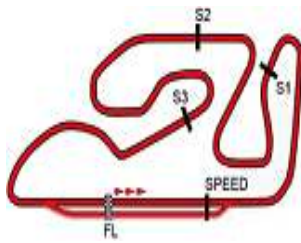
Table for driver Hezemans Loris (NLD) with columns for Lap Time, Sector 1-4, V.Max, and Hour. Includes lap 5 PIT.

Table for driver Caso Dario (ITA) with columns for Lap Time, Sector 1-4, V.Max, and Hour. Includes lap 12 PIT.

Table for driver Delsaux Ulysse (FRA) with columns for Lap Time, Sector 1-4, V.Max, and Hour. Includes lap 15 PIT.

Table for driver Sini Francesco (ITA) with columns for Lap Time, Sector 1-4, V.Max, and Hour. Includes lap 12 NULL.





Circuit Ricardo Tormo

MAY 14-15 16, 2021

Circuit Ricardo Tormo

**NASCAR GP SPAIN-ROUNDS 1 & 2**

**ANALYSIS / SECTORS PRACTICE 2 EN PRO**

13	01:48,619	00:23,902	00:27,362	00:28,015	00:29,340	16:29:08
14	PIT	00:26,221	00:33,638	00:27,166	00:38,127	16:31:13

<b>17</b>	<b>Manfre Bernardo</b> ITA	42 Racing				P.Vmax: 1	T. Ideal: 01:46,377
Lap	Time	Sector 1	Sector 2	Sector 3	Sector 4	V.Max	Hour
1	START	03:39,037	00:29,593	00:25,391	00:30,053		16:05:02
2	01:49,039	00:25,334	00:28,753	00:24,743	00:30,209		16:06:51
3	01:59,112	00:24,655	<b>00:28,077</b>	00:37,073	00:29,307		16:10:37
4	<b>01:46,456</b>	<b>00:24,393</b>	00:28,156	<b>00:24,714</b>	<b>00:29,193</b>		16:12:25
5	01:47,609	00:24,444	00:28,400	00:25,179	00:29,586		16:14:12
6	01:47,761	00:24,763	00:28,207	00:24,956	00:29,835		16:16:00
7	01:47,283	00:24,636	00:28,232	00:24,723	00:29,692		16:18:05
8	PIT	00:24,594	00:28,283	00:37,095	00:35,695		16:24:28
9	06:22,389	04:58,754	00:28,719	00:24,973	00:29,943		16:26:15
10	01:47,167	00:24,600	00:28,189	00:24,847	00:29,531		16:28:02
11	01:47,080	00:24,468	00:28,261	00:24,824	00:29,527		16:29:54
12	01:51,784	00:27,895	00:28,711	00:24,748	00:30,430		16:31:42
13	01:48,129	00:24,863	00:29,081	00:24,888	00:29,297		

<b>18</b>	<b>Maggi Giorgio</b> CHE	Hendriks M.Sport				P.Vmax: 1	T. Ideal: 01:57,030
Lap	Time	Sector 1	Sector 2	Sector 3	Sector 4	V.Max	Hour
1	START	00:47,290	00:32,390	<b>00:28,170</b>	<b>00:31,091</b>		16:02:17
2	PIT	<b>00:26,030</b>	<b>00:31,739</b>	00:29,244	00:39,242		16:04:24

<b>22</b>	<b>Rocca Nicolo</b> ITA	DF1 Racing				P.Vmax: 1	T. Ideal: 01:42,338
Lap	Time	Sector 1	Sector 2	Sector 3	Sector 4	V.Max	Hour
1	START	00:28,760	00:27,680	00:25,020	00:28,405		16:03:32
2	01:44,227	00:24,388	00:27,426	00:24,089	00:28,324		16:05:17
3	01:44,261	00:24,268	00:27,400	00:24,180	00:28,413		16:07:01
4	01:44,517	00:24,316	00:27,322	00:24,331	00:28,548		16:08:46
5	01:44,538	00:24,234	00:27,651	00:24,274	00:28,379		16:10:30
6	01:44,410	00:24,166	00:27,476	00:24,367	00:28,401		16:12:19
7	PIT	00:23,950	00:27,470	00:24,369	00:33,247		16:16:26
8	04:06,906	02:46,489	00:27,568	00:24,334	00:28,515		16:18:11
9	NULL	00:24,177	00:27,522	00:24,247	00:28,894		16:20:01
10	PIT	00:24,672	00:27,912	00:24,336	00:33,471		16:24:23
11	04:21,267	02:54,078	00:29,901	00:27,203	00:30,085		16:26:05
12	01:42,737	00:23,810	00:27,043	<b>00:23,787</b>	00:28,097		16:27:49
13	01:43,471	00:23,873	<b>00:26,949</b>	00:24,102	00:28,547		16:29:31
14	<b>01:42,571</b>	<b>00:23,674</b>	00:27,114	00:23,855	<b>00:27,928</b>		16:31:14
15	01:43,008	00:23,713	00:27,046	00:24,174	00:28,075		

<b>23</b>	<b>Tuomaala Henri</b> FIN	Iceboys - DF1 R.				P.Vmax: 1	T. Ideal: 01:45,164
Lap	Time	Sector 1	Sector 2	Sector 3	Sector 4	V.Max	Hour
1	START	05:31,516	00:30,207	00:27,205	00:32,177		16:08:50
2	01:50,146	00:24,711	00:28,609	00:27,554	00:29,272		16:10:36
3	NULL	00:24,502	00:28,094	00:24,826	00:29,344		16:12:25
4	01:48,933	00:25,024	00:28,897	00:25,295	00:29,717		16:14:19
5	PIT	00:24,904	00:27,996	00:25,081	00:35,377		16:20:57
6	06:38,288	05:10,625	00:31,429	00:26,395	00:29,839		16:22:43
7	01:46,060	00:24,762	<b>00:27,745</b>	00:24,460	00:29,093		16:24:29
8	01:45,482	00:24,557	00:27,749	<b>00:24,443</b>	00:28,733		16:26:17
9	01:48,831	00:24,468	00:28,046	00:26,045	00:30,272		16:28:03
10	<b>01:45,438</b>	<b>00:24,374</b>	00:27,877	00:24,585	<b>00:28,602</b>		16:29:59
11	PIT	00:25,814	00:28,363	00:25,210	00:37,030		

<b>42</b>	<b>Ferrara Luigi</b> ITA	42 Racing				P.Vmax: 1	T. Ideal: 01:43,059
Lap	Time	Sector 1	Sector 2	Sector 3	Sector 4	V.Max	Hour
1	START	01:44,910	00:31,600	00:26,797	00:29,704		16:03:11
2	01:44,932	00:24,418	00:27,494	00:24,153	00:28,867		16:06:40
3	NULL	00:24,099	00:27,388	<b>00:23,989</b>	00:28,479		16:08:38
4	PIT	00:23,952	00:30,323	00:25,960	00:37,614		16:12:41
5	04:03,370	02:30,464	00:34,116	00:29,282	00:29,508		16:14:25
6	<b>01:43,646</b>	00:23,968	00:27,394	00:24,098	<b>00:28,186</b>		16:16:09
7	01:44,142	00:23,876	00:27,323	00:24,383	00:28,560		16:17:53
8	01:43,711	00:23,830	00:27,233	00:24,139	00:28,509		16:19:37
9	01:43,827	00:23,974	<b>00:27,137</b>	00:24,196	00:28,520		16:21:21
10	NULL	00:23,878	00:27,240	00:24,259	00:28,343		16:23:05
11	01:44,458	00:24,115	00:27,608	00:24,094	00:28,641		16:24:59
12	PIT	00:24,100	00:27,392	00:24,886	00:38,122		16:28:45
13	03:45,676	02:16,412	00:31,997	00:27,308	00:29,959		16:30:29
14	NULL	<b>00:23,747</b>	00:27,306	00:24,110	00:28,490		

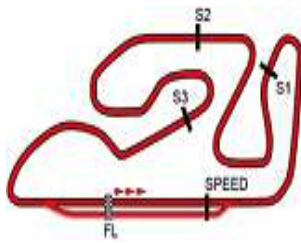
<b>48</b>	<b>Sokolovskiy Yevgen</b> UKR	Marko Stipp M.S.				P.Vmax: 1	T. Ideal: 01:44,583
Lap	Time	Sector 1	Sector 2	Sector 3	Sector 4	V.Max	Hour
1	START	01:58,590	00:29,418	00:24,898	00:29,315		16:05:08
2	01:47,228	00:24,903	00:28,198	00:25,055	00:29,072		16:06:54
3	01:45,924	00:24,559	00:27,586	00:24,610	00:29,169		16:08:40
4	NULL	00:24,200	00:27,899	00:24,917	00:29,054		16:10:26
5	01:45,773	00:24,504	00:27,666	00:24,725	00:28,878		16:12:11
6	01:44,947	00:24,272	<b>00:27,446</b>	00:24,589	00:28,640		16:13:57
7	01:46,109	00:24,365	00:27,543	00:24,497	00:29,704		16:15:42
8	<b>01:44,911</b>	00:24,421	00:27,541	<b>00:24,400</b>	<b>00:28,549</b>		16:17:27
9	NULL	<b>00:24,188</b>	00:27,708	00:24,605	00:28,893		16:19:29
10	PIT	00:25,654	00:31,684	00:27,383	00:37,059		16:22:43
11	PIT	01:42,833	00:30,252	00:25,414	00:36,250		16:28:40
12	05:56,708	04:33,682	00:29,184	00:24,689	00:29,153		16:30:26
13	01:46,039	00:24,605	00:28,071	00:24,689	00:28,674		

<b>50</b>	<b>Ghirelli Vittorio</b> ITA	Hendriks M.Sport				P.Vmax: 1	T. Ideal: 01:42,124
Lap	Time	Sector 1	Sector 2	Sector 3	Sector 4	V.Max	Hour
1	START	02:35,441	00:33,415	00:26,822	00:29,445		16:05:48
2	01:44,008	00:24,254	00:27,246	00:24,148	00:28,360		16:07:29
3	01:58,928	00:24,461	00:31,510	00:32,449	00:30,508		16:11:11
4	NULL	00:23,725	00:26,888	00:23,832	00:27,965		16:13:04
5	<b>01:42,163</b>	<b>00:23,697</b>	00:26,919	<b>00:23,697</b>	<b>00:27,850</b>		16:14:55
6	01:53,384	00:26,656	00:32,335	00:25,824	00:28,569		16:20:28
7	PIT	00:23,742	00:26,950	00:23,952	00:36,274		16:22:11
8	05:32,963	04:10,450	00:29,122	00:24,785	00:28,606		16:23:57
9	01:42,563	00:23,811	00:26,980	00:23,744	00:28,028		16:25:47
10	01:46,597	00:24,007	00:28,825	00:25,123	00:28,642		
11	PIT	00:23,744	<b>00:26,880</b>	00:23,960	00:35,049		

<b>54</b>	<b>Ercoli Gianmarco</b> ITA	CAAL Racing				P.Vmax: 1	T. Ideal: 01:41,754
Lap	Time	Sector 1	Sector 2	Sector 3	Sector 4	V.Max	Hour
1	START	06:50,624	00:29,928	00:24,899	00:28,657		16:09:55
2	01:42,745	00:23,759	00:27,104	00:23,875	00:28,007		16:11:38
3	<b>01:42,379</b>	00:23,608	00:26,925	00:23,847	00:27,999		16:13:27
4	PIT	00:23,770	00:27,352	00:24,190	00:33,650		16:18:39
5	NULL	03:47,950	00:30,679	00:25,075	00:28,650		16:20:21
6	01:42,494	00:23,824	00:26,885	00:23,797	00:27,988		







Circuit Ricardo Tormo

MAY 14-15 16, 2021

Circuit Ricardo Tormo

**NASCAR GP SPAIN-ROUNDS 1 & 2**

**ANALYSIS / SECTORS PRACTICE 2 EN PRO**

7	NULL	00:23,652	00:26,893	<b>00:23,653</b>	<b>00:27,675</b>	16:22:03	9	01:42,781	00:24,014	00:26,985	<b>00:23,741</b>	00:28,041	16:25:13
8	NULL	<b>00:23,595</b>	<b>00:26,831</b>	00:25,299	00:37,034	16:23:56	10	01:45,179	00:23,854	<b>00:26,887</b>	00:24,041	00:30,397	16:26:58
9	PIT	00:23,736	00:27,474	00:24,031	00:32,048	16:25:43	11	01:53,637	00:27,034	00:30,911	00:26,405	00:29,287	16:28:52
10	03:10,506	01:45,627	00:31,152	00:25,639	00:28,088	16:28:54	12	<b>01:42,482</b>	<b>00:23,713</b>	00:26,960	00:23,844	<b>00:27,965</b>	16:30:34
11	NULL	00:23,701	00:26,893	00:23,862	00:28,043	16:30:36							

<b>55</b>	<b>Armetta Fabrizio</b>	The Club M.S.					
	ITA	P.Vmax: 1 T. Ideal: 01:43,186					
Lap	Time	Sector 1	Sector 2	Sector 3	Sector 4	V.Max	Hour
1	START	05:50,022	00:34,654	00:27,902	00:29,478		16:07:20
2	NULL	00:24,545	00:27,644	00:24,164	00:28,713		16:09:05
3	01:45,958	00:23,962	00:27,281	00:25,756	00:28,959		16:10:51
4	01:44,009	00:24,126	00:27,393	00:23,978	00:28,512		16:12:35
5	01:43,567	00:23,903	00:27,165	00:24,052	00:28,447		16:14:19
6	01:45,215	00:23,955	00:27,307	00:24,149	00:29,804		16:16:04
7	PIT	00:24,006	00:27,319	00:24,040	00:40,968		16:18:01
8	05:47,806	04:17,817	00:32,330	00:26,481	00:31,178		16:23:48
9	01:43,537	00:24,048	00:27,131	00:24,011	<b>00:28,347</b>		16:25:32
10	01:43,550	00:23,917	00:27,164	00:23,997	00:28,472		16:27:15
11	NULL	<b>00:23,787</b>	<b>00:27,082</b>	<b>00:23,970</b>	00:28,511		16:28:59
12	<b>01:43,370</b>	00:23,852	00:27,144	00:24,003	00:28,371		16:30:42

<b>64</b>	<b>Lasserre Lucas</b>	Speedhouse					
	FRA	P.Vmax: 1 T. Ideal: 01:44,234					
Lap	Time	Sector 1	Sector 2	Sector 3	Sector 4	V.Max	Hour
1	PIT	00:33,770	00:31,230	00:26,440	00:36,409		16:02:06
2	02:50,732	01:29,909	00:27,769	00:24,274	00:28,780		16:04:57
3	NULL	00:24,348	00:27,534	<b>00:24,239</b>	<b>00:28,470</b>		16:06:42
4	NULL	<b>00:24,053</b>	00:27,915	00:24,394	00:28,612		16:08:27
5	PIT	00:24,169	00:27,478	00:24,339	00:37,623		16:10:20
6	PIT	04:20,137	00:29,850	00:27,485	00:38,846		16:16:16
7	06:04,183	04:43,124	00:27,744	00:24,838	00:28,477		16:22:21
8	<b>01:44,953</b>	00:24,480	<b>00:27,472</b>	00:24,402	00:28,599		16:24:06
9	PIT	00:24,336	00:27,519	00:24,497	00:36,611		16:25:59

<b>66</b>	<b>Lemarie Patrick</b>	DF1 Racing					
	FRA	P.Vmax: 1 T. Ideal: 01:43,163					
Lap	Time	Sector 1	Sector 2	Sector 3	Sector 4	V.Max	Hour
1	START	01:40,830	00:30,774	00:26,015	00:29,660		16:03:06
2	01:47,049	00:24,875	00:27,882	00:25,007	00:29,285		16:04:53
3	01:45,311	00:24,587	00:27,683	00:24,436	00:28,605		16:06:38
4	01:45,693	00:24,703	00:27,651	00:24,441	00:28,898		16:08:24
5	PIT	00:25,015	00:31,140	00:25,368	00:40,806		16:10:26
6	05:52,747	04:09,756	00:40,514	00:32,204	00:30,273		16:16:19
7	01:43,982	00:24,368	<b>00:27,170</b>	00:24,186	<b>00:28,258</b>		16:18:03
8	NULL	<b>00:23,815</b>	00:27,206	00:23,965	00:28,484		16:19:46
9	<b>01:43,845</b>	00:24,050	00:27,230	00:24,141	00:28,424		16:21:30
10	PIT	00:24,153	00:27,183	<b>00:23,920</b>	00:42,469		16:23:28

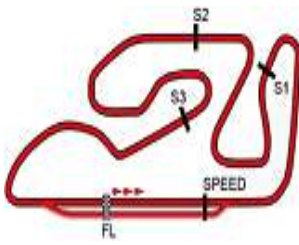
<b>69</b>	<b>Bleekemolen Sebastiaan</b>	T. Bleekemolen					
	NLD	P.Vmax: 1 T. Ideal: 01:42,306					
Lap	Time	Sector 1	Sector 2	Sector 3	Sector 4	V.Max	Hour
1	START	06:15,421	00:28,715	00:24,557	00:28,710		16:07:36
2	01:44,090	00:23,997	00:27,291	00:24,560	00:28,242		16:09:20
3	01:43,630	00:23,804	00:27,380	00:24,229	00:28,217		16:11:03
4	NULL	00:23,870	00:27,233	00:24,109	00:28,413		16:12:47
5	PIT	00:25,318	00:27,805	00:25,587	00:38,708		16:14:45
6	05:19,719	03:48,929	00:32,800	00:26,839	00:31,151		16:20:04
7	01:43,315	00:24,179	00:27,102	00:24,016	00:28,018		16:21:48
8	01:42,776	00:23,740	00:26,948	00:23,861	00:28,227		16:23:30

<b>77</b>	<b>Goossens Marc</b>	DF1 Racing					
	BEL	P.Vmax: 1 T. Ideal: 01:43,779					
Lap	Time	Sector 1	Sector 2	Sector 3	Sector 4	V.Max	Hour
1	START	02:41,597	00:30,053	00:25,622	00:28,878		16:04:05
2	NULL	00:24,194	00:27,385	00:24,295	00:28,407		16:05:49
3	01:44,188	00:24,224	00:27,503	00:24,185	<b>00:28,276</b>		16:07:33
4	<b>01:44,073</b>	<b>00:24,049</b>	<b>00:27,295</b>	00:24,250	00:28,479		16:09:17
5	01:44,205	00:24,132	00:27,428	<b>00:24,159</b>	00:28,486		16:11:01
6	PIT	00:24,257	00:27,840	00:24,553	00:34,086		16:12:52
7	NULL	02:48,916	00:27,631	00:24,338	00:28,345		16:17:01
8	PIT	00:24,108	00:32,260	00:27,472	00:37,488		16:19:03
9	05:05,504	03:43,646	00:29,170	00:24,322	00:28,366		16:24:08
10	01:44,353	00:24,146	00:27,511	00:24,389	00:28,307		16:25:52
11	NULL	00:24,194	00:27,459	00:24,293	00:28,442		16:27:37
12	01:44,225	00:24,165	00:27,448	00:24,298	00:28,314		16:29:21
13	01:44,646	00:24,158	00:27,430	00:24,393	00:28,665		16:31:06

<b>89</b>	<b>Dallara Davide</b>	Not Only M.S.					
	ITA	P.Vmax: 1 T. Ideal: 01:44,772					
Lap	Time	Sector 1	Sector 2	Sector 3	Sector 4	V.Max	Hour
1	START	02:04,379	00:29,437	00:25,252	00:29,298		16:03:27
2	NULL	00:24,569	<b>00:27,549</b>	00:24,586	00:28,790		16:05:12
3	01:45,862	00:24,405	00:27,668	<b>00:24,327</b>	00:29,462		16:06:58
4	01:50,359	00:26,061	00:30,217	00:25,238	00:28,843		16:08:48
5	01:45,313	00:24,509	00:27,677	00:24,532	<b>00:28,595</b>		16:10:34
6	<b>01:45,212</b>	<b>00:24,301</b>	00:27,650	00:24,507	00:28,754		16:12:19
7	PIT	00:24,664	00:28,004	00:25,156	00:36,087		16:14:13
8	03:18,640	01:56,898	00:28,108	00:24,727	00:28,907		16:17:32
9	01:45,586	00:24,679	00:27,671	00:24,506	00:28,730		16:19:17
10	01:45,921	00:24,520	00:27,895	00:24,744	00:28,762		16:21:03
11	01:45,494	00:24,517	00:27,808	00:24,414	00:28,755		16:22:49
12	01:45,619	00:24,427	00:27,800	00:24,536	00:28,856		16:24:34
13	NULL	00:24,498	00:28,045	00:24,610	00:28,824		16:26:20
14	01:46,827	00:24,509	00:27,962	00:25,216	00:29,140		16:28:07
15	01:47,092	00:24,479	00:27,785	00:24,716	00:30,112		16:29:54
16	01:46,958	00:25,029	00:28,339	00:24,559	00:29,031		16:31:41

<b>90</b>	<b>Nori Andrea</b>	Not Only M.S.					
	ITA	P.Vmax: 1 T. Ideal: 01:44,809					
Lap	Time	Sector 1	Sector 2	Sector 3	Sector 4	V.Max	Hour
1	START	01:13,300	00:29,530	00:25,130	00:29,010		16:02:35
2	01:45,814	00:24,625	00:27,884	00:24,614	00:28,691		16:04:21
3	01:45,233	00:24,332	00:27,801	00:24,453	<b>00:28,647</b>		16:06:06
4	PIT	00:24,308	00:27,770	<b>00:24,389</b>	00:34,234		16:07:57
5	03:10,323	01:49,082	00:27,944	00:24,482	00:28,815		16:11:07
6	01:45,313	00:24,314	00:27,704	00:24,404	00:28,891		16:12:53
7	<b>01:44,910</b>	<b>00:24,229</b>	<b>00:27,544</b>	00:24,489	00:28,648		16:14:38
8	01:45,207	00:24,416	00:27,721	00:24,419	00:28,651		16:16:23
9	01:45,428	00:24,459	00:27,618	00:24,699	00:28,652		16:18:08
10	01:46,739	00:24,945	00:28,374	00:24,638	00:28,782		16:19:55
11	01:45,571	00:24,521	00:27,694	00:24,575	00:28,781		16:21:41
12	01:46,462	00:24,686	00:27,883	00:24,708	00:29,185		16:23:27
13	01:47,491	00:24,627	00:27,748	00:25,030	00:30,086		16:25:15
14	01:46,331	00:24,565	00:28,271	00:24,725	00:28,770		16:27:01





Circuit Ricardo Tormo

Circuit Ricardo Tormo

MAY 14-15 16, 2021

**NASCAR GP SPAIN-ROUNDS 1 & 2**

**ANALYSIS / SECTORS PRACTICE 2 EN PRO**

15 01:46,930 00:24,967 00:28,338 00:24,860 00:28,765 16:28:48

