

NASCAR GP SPAIN-ROUNDS 1 & 2

MAY 14-15 16, 2021

Circuit Ricardo Tormo

Length: 4005 metros

Results

QUALIFYING

EN 2

Pos.	N.	Driver	Team	Car	Nat.	Best Lap	iL	Laps	Gap	Interval	Speed	Cat.
1	7	Doubek Martin	Hendriks M.Sport	Ford Mustang	CZE	01:42,339	5	6			140,88	
2	1	Tziortzis Vladimiro	Acad. M./A. Caffi M.	Ford Mustang	CYP	01:42,360	5	11	00:00,021	00:00,021	140,86	
3	50	Dauenhauer Tobias	Hendriks M.Sport	Ford Mustang	DEU	01:42,904	3	9	00:00,565	00:00,544	140,11	
4	42	Garisto Francesco	42 Racing	Shadow Car	ITA	01:43,813	9	11	00:01,474	00:00,909	138,88	
5	27	Veronesi Pierluigi	Double V Racing	EuroNASCAR FJ	ITA	01:43,929	4	7	00:01,590	00:00,116	138,73	
6	56	Deodhar Advait	CAAL Racing	Ford Mustang	IND	01:43,947	4	13	00:01,608	00:00,018	138,71	
7	22	Kunz Justin	DF1 Racing	Chev. Camaro	DEU	01:43,989	6	15	00:01,650	00:00,042	138,65	
8	66	Pilate Simon	DF1 Racing	Chev. Camaro	BEL	01:44,027	10	11	00:01,688	00:00,038	138,6	
9	55	Armetta Fabrizio	The Club M.S.	Chev. Camaro	ITA	01:44,158	5	11	00:01,819	00:00,131	138,42	LE
10	89	Panebianco Alberto	Not Only M.S.	Chev. Camaro	ITA	01:44,484	8	11	00:02,145	00:00,326	137,99	RO
11	88	Lanza Massimiliano	CAAL Racing	Chev. Camaro	ITA	01:44,501	10	13	00:02,162	00:00,017	137,97	LE
12	48	Sokolovskiy Yevgen	Marko Stipp M.S.	Chev. Camaro	UKR	01:44,563	8	12	00:02,224	00:00,062	137,89	LE
13	69	Bleekemolen Michael	T. Bleekemolen	Ford Mustang	NLD	01:44,609	6	12	00:02,270	00:00,046	137,83	LE
14	2	Krasonis Thomas	Acad. M./A. Caffi M.	EuroNASCAR FJ	GRC	01:44,879	6	7	00:02,540	00:00,270	137,47	
15	44	Waden Ian Eric	DF1 Racing	Chev. Camaro	FIN	01:45,194	6	10	00:02,855	00:00,315	137,06	LE
16	10	Bec Didier	RDV Competition	Chev. Camaro	FRA	01:45,428	6	13	00:03,089	00:00,234	136,76	LE
17	23	Lintukantu Leevi	Iceboys - DF1 R.	Chev. Camaro	FIN	01:45,916	10	12	00:03,577	00:00,488	136,13	RO
18	54	Casoli Arianna	CAAL Racing	Chev. Camaro	ITA	01:46,107	5	11	00:03,768	00:00,191	135,88	LAL
19	46	Gomes Miguel	Marko Stipp M.S.	Chev. Camaro	PRT	01:47,027	7	9	00:04,688	00:00,920	134,71	ROL
20	64	Quintal Eric	Speedhouse	Chev. Camaro	FRA	01:47,636	11	12	00:05,297	00:00,609	133,95	LE
21	8	Valeri Paolo	Vict Motorsport	Chev. Camaro	ITA	01:51,317	2	2	00:08,978	00:03,681	129,52	ROL
22	90	Talor Naveh	Not Only M.S.	Chev. Camaro	ISR	START						

Final Official

Provisional Official

Length: 4005 m. Hour: 10:39

Stewards:

Hour:

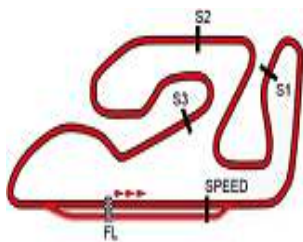
C.of the Course:

Hour: 15/05/2021

C.Timekeeper:

Hour: 11:26:54





Circuit Ricardo Tormo
NASCAR GP SPAIN-ROUNDS 1 & 2
ANALYSIS / SECTORS QUALIFYING EN 2

1		Tziortzis Vladimiro CYP					Acad. M./A. Caffi M.	
		P.Vmax: 1			T. Ideal: 01:42,154			
Lap	Time	Sector 1	Sector 2	Sector 3	Sector 4	V.Max	Hour	
1	START	01:05,925	00:35,810	00:29,890	00:33,612		10:42:43	
2	PIT	00:28,614	00:30,568	00:27,150	00:39,850		10:44:49	
3	15:30,566	13:52,061	00:34,108	00:31,339	00:33,058		11:00:20	
4	01:42,795	00:23,902	00:27,167	00:23,776	00:27,950		11:02:03	
5	01:42,360	00:23,590	00:27,019	00:23,893	00:27,858		11:03:45	
6	01:55,144	00:23,681	00:27,506	00:32,021	00:31,936		11:05:40	
7	01:42,944	00:23,834	00:27,176	00:23,890	00:28,044		11:07:23	
8	01:43,561	00:23,909	00:27,112	00:24,064	00:28,476		11:09:07	
9	01:42,829	00:23,806	00:27,078	00:23,953	00:27,992		11:10:50	
10	01:42,618	00:23,755	00:26,965	00:23,741	00:28,157		11:12:32	
11	PIT	00:26,044	00:28,444	00:24,976	00:39,008		11:14:31	

2		Krasonis Thomas GRC					Acad. M./A. Caffi M.	
		P.Vmax: 1			T. Ideal: 01:44,535			
Lap	Time	Sector 1	Sector 2	Sector 3	Sector 4	V.Max	Hour	
1	START	01:33,396	00:38,229	00:26,570	00:30,731		10:43:07	
2	01:57,616	00:27,758	00:31,953	00:25,129	00:32,776		10:45:04	
3	15:48,221	19:27,906	00:30,119	00:25,097	00:31,641		11:00:53	
4	01:45,675	00:24,401	00:28,024	00:24,384	00:28,866		11:02:38	
5	01:45,032	00:24,171	00:27,437	00:24,537	00:28,887		11:04:23	
6	01:44,879	00:23,987	00:27,703	00:24,440	00:28,749		11:06:08	
7	PIT	00:23,965	00:27,441	00:25,571	00:37,736		11:08:03	

7		Doubek Martin CZE					Hendriks M.Sport	
		P.Vmax: 1			T. Ideal: 01:42,167			
Lap	Time	Sector 1	Sector 2	Sector 3	Sector 4	V.Max	Hour	
1	START	01:43,905	00:35,490	00:27,619	00:29,942		10:43:15	
2	01:45,698	00:24,261	00:28,049	00:24,756	00:28,632		10:45:01	
3	14:46,216	18:28,605	00:27,728	00:24,155	00:28,382		10:59:47	
4	01:42,809	00:23,718	00:27,148	00:23,995	00:27,948		11:01:30	
5	01:42,339	00:23,799	00:26,902	00:23,789	00:27,849		11:03:12	
6	PIT	00:23,627	00:27,026	00:24,075	00:32,922		11:05:00	

8		Valeri Paolo ITA					Vict Motorsport	
		P.Vmax: 1			T. Ideal: 01:51,164			
Lap	Time	Sector 1	Sector 2	Sector 3	Sector 4	V.Max	Hour	
1	START	01:51,905	00:32,050	00:27,333	00:31,100		10:43:20	
2	01:51,317	00:25,273	00:28,437	00:26,354	00:31,253		10:45:12	

10		Bec Didier FRA					RDV Competition	
		P.Vmax: 1			T. Ideal: 01:45,238			
Lap	Time	Sector 1	Sector 2	Sector 3	Sector 4	V.Max	Hour	
1	START	01:15,525	00:31,091	00:26,449	00:31,108		10:42:42	
2	01:48,803	00:25,292	00:28,584	00:25,513	00:29,414		10:44:31	
3	15:33,040	18:40,139	00:30,537	00:25,245	00:30,095		11:00:04	
4	01:46,573	00:24,607	00:28,609	00:24,527	00:28,830		11:01:51	
5	01:46,128	00:24,456	00:28,177	00:24,620	00:28,875		11:03:37	
6	01:45,428	00:24,236	00:27,854	00:24,586	00:28,752		11:05:22	
7	01:46,405	00:24,507	00:27,825	00:24,572	00:29,501		11:07:08	
8	PIT	00:26,524	00:31,774	00:31,564	00:51,851		11:09:30	
9	05:31,884	04:08,021	00:28,249	00:25,261	00:30,353		11:15:02	
10	01:46,392	00:24,746	00:27,996	00:24,425	00:29,225		11:16:48	
11	01:45,820	00:24,444	00:27,843	00:24,506	00:29,027		11:18:34	
12	PIT	00:24,887	00:29,934	00:27,867	00:39,738		11:20:37	
13	PIT	00:55,282	00:35,775	00:29,778	00:48,073		11:23:26	

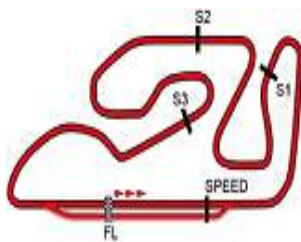
22		Kunz Justin DEU					DF1 Racing	
		P.Vmax: 1			T. Ideal: 01:43,891			
Lap	Time	Sector 1	Sector 2	Sector 3	Sector 4	V.Max	Hour	
1	START	00:58,376	00:34,849	00:27,791	00:29,449		10:42:28	
2	01:45,619	00:24,537	00:27,767	00:24,861	00:28,454		10:44:14	
3	15:43,689	18:36,552	00:29,107	00:24,706	00:29,408		10:59:58	
4	01:44,285	00:24,066	00:27,417	00:24,366	00:28,436		11:01:42	
5	01:44,734	00:24,364	00:27,417	00:24,447	00:28,506		11:03:27	
6	01:43,989	00:23,907	00:27,364	00:24,391	00:28,327		11:05:11	
7	01:44,252	00:23,991	00:27,510	00:24,473	00:28,278		11:06:55	
8	01:45,028	00:24,174	00:27,611	00:24,647	00:28,596		11:08:40	
9	01:44,543	00:24,109	00:27,395	00:24,606	00:28,433		11:10:25	
10	PIT	00:24,195	00:27,823	00:24,480	00:34,522		11:12:16	
11	03:11,303	01:48,745	00:28,049	00:25,417	00:29,092		11:15:27	
12	01:49,173	00:24,200	00:27,759	00:25,590	00:31,624		11:17:16	
13	01:44,557	00:24,220	00:27,550	00:24,496	00:28,291		11:19:01	
14	01:44,238	00:23,955	00:27,340	00:24,421	00:28,522		11:20:45	
15	01:44,972	00:24,242	00:27,675	00:24,548	00:28,507		11:22:30	

23		Lintukantu Leevi FIN					Iceboys - DF1 R.	
		P.Vmax: 1			T. Ideal: 01:45,665			
Lap	Time	Sector 1	Sector 2	Sector 3	Sector 4	V.Max	Hour	
1	START	03:00,475	00:31,708	00:27,406	00:30,539		10:44:28	
2	15:32,187	18:35,971	00:30,541	00:25,224	00:30,579		11:00:00	
3	01:47,505	00:25,154	00:28,001	00:24,953	00:29,397		11:01:48	
4	01:46,648	00:24,628	00:27,895	00:24,815	00:29,310		11:03:34	
5	01:46,038	00:24,661	00:27,806	00:24,646	00:28,925		11:05:20	
6	01:46,677	00:24,744	00:27,919	00:25,012	00:29,002		11:07:07	
7	PIT	00:25,012	00:28,711	00:26,401	00:43,121		11:09:10	
8	03:57,001	02:33,065	00:28,661	00:25,853	00:29,422		11:13:07	
9	01:46,947	00:24,645	00:27,886	00:24,909	00:29,507		11:14:54	
10	01:45,916	00:24,450	00:27,959	00:24,686	00:28,821		11:16:40	
11	01:46,256	00:24,504	00:28,053	00:24,936	00:28,763		11:18:26	
12	PIT	00:26,310	00:31,082	00:27,297	00:42,125		11:20:33	

27		Veronesi Pierluigi ITA					Double V Racing	
		P.Vmax: 1			T. Ideal: 01:43,897			
Lap	Time	Sector 1	Sector 2	Sector 3	Sector 4	V.Max	Hour	
1	START	18:49,358	00:32,869	00:30,859	00:30,873		11:00:22	
2	01:45,536	00:24,376	00:27,896	00:24,406	00:28,858		11:02:07	
3	01:44,579	00:24,240	00:27,542	00:24,240	00:28,557		11:03:52	
4	01:43,929	00:23,902	00:27,324	00:24,272	00:28,431		11:05:36	
5	NULL	00:27,889	00:38,881	00:32,016	00:29,655		11:07:44	
6	01:55,362	00:23,928	00:33,078	00:29,145	00:29,211		11:09:40	
7	PIT	00:24,021	00:27,491	00:24,406	00:37,336		11:11:33	

42		Garisto Francesco ITA					42 Racing	
		P.Vmax: 1			T. Ideal: 01:43,304			
Lap	Time	Sector 1	Sector 2	Sector 3	Sector 4	V.Max	Hour	
1	START	03:35,002	00:38,006	00:30,432	00:35,505		10:45:17	
2	16:40,314	20:31,469	00:30,695	00:26,929	00:30,166		11:01:57	
3	NULL	00:24,890	00:31,944	00:26,101	00:28,870		11:03:49	
4	01:44,221	00:23,948	00:27,479	00:24,030	00:28,764		11:05:33	
5	01:44,408	00:23,917	00:27,126	00:24,459	00:28,906		11:07:18	
6	PIT	00:23,901	00:27,776	00:28,292	00:50,034		11:09:28	
7	05:44,194	04:17,969	00:31,907	00:25,020	00:29,298		11:15:12	
8	01:43,950	00:24,135	00:27,482	00:23,992	00:28,341		11:16:56	
9	01:43,813	00:23,891	00:27,465	00:24,162	00:28,295		11:18:40	
10	01:45,784	00:23,906	00:27,244	00:25,141	00:29,493		11:20:25	





Circuit Ricardo Tormo

MAY 14-15 16, 2021

Circuit Ricardo Tormo

NASCAR GP SPAIN-ROUNDS 1 & 2

ANALYSIS / SECTORS QUALIFYING EN 2

11 PIT 00:24,297 00:30,461 00:24,940 00:42,386 11:22:27

Table for driver 44 Waden Ian Eric, DF1 Racing, showing lap times and sector data.

Table for driver 46 Gomes Miguel, Marko Stipp M.S., showing lap times and sector data.

Table for driver 48 Sokolovskiy Yevgen, Marko Stipp M.S., showing lap times and sector data.

Table for driver 50 Dauenhauer Tobias, Hendriks M.Sport, showing lap times and sector data.

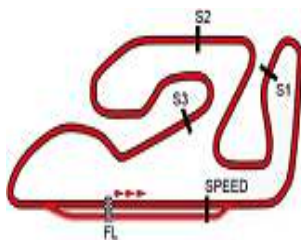
Table for driver 54 Casoli Arianna, CAAL Racing, showing lap times and sector data.

Table for driver 55 Armetta Fabrizio, The Club M.S., showing lap times and sector data.

Table for driver 56 Deodhar Advait, CAAL Racing, showing lap times and sector data.

Table for driver 64 Quintal Eric, Speedhouse, showing lap times and sector data.





Circuit Ricardo Tormo

MAY 14-15 16, 2021

Circuit Ricardo Tormo

NASCAR GP SPAIN-ROUNDS 1 & 2

ANALYSIS / SECTORS QUALIFYING EN 2

10	01:48,885	00:25,239	00:28,328	00:25,421	00:29,897	11:19:09	6	01:44,912	00:24,186	00:27,582	00:24,327	00:28,817	11:13:28
11	01:47,636	00:24,832	00:28,236	00:25,070	00:29,498	11:20:56	7	01:44,860	00:24,298	00:27,730	00:24,388	00:28,444	11:15:13
12	01:49,424	00:24,895	00:28,661	00:25,584	00:30,284	11:22:46	8	01:44,484	00:24,154	00:27,388	00:24,336	00:28,606	11:16:58

66	Pilate Simon	DF1 Racing
BEL		P.Vmax: 1 T. Ideal: 01:43,855

9	01:44,836	00:24,254	00:27,602	00:24,432	00:28,548	11:18:43
10	01:45,031	00:24,286	00:27,636	00:24,467	00:28,642	11:20:28
11	01:51,293	00:24,766	00:29,860	00:25,321	00:31,346	11:22:19

Lap	Time	Sector 1	Sector 2	Sector 3	Sector 4	V.Max	Hour
1	START	19:06,265	00:34,317	00:29,651	00:32,709		11:00:41
2	01:50,672	00:26,218	00:29,314	00:25,655	00:29,485		11:02:32
3	01:45,614	00:24,303	00:27,870	00:24,657	00:28,784		11:04:17
4	01:44,755	00:23,987	00:27,572	00:24,692	00:28,504		11:06:02
5	01:44,450	00:23,877	00:27,654	00:24,434	00:28,485		11:07:46
6	01:44,302	00:23,983	00:27,406	00:24,375	00:28,538		11:09:31
7	PIT	00:23,935	00:27,730	00:25,260	00:39,647		11:11:27
8	06:10,168	04:47,418	00:28,608	00:25,092	00:29,050		11:17:37
9	01:44,704	00:24,096	00:27,509	00:24,538	00:28,561		11:19:22
10	01:44,027	00:24,045	00:27,234	00:24,379	00:28,369		11:21:06
11	PIT	00:27,055	00:30,943	00:27,051	00:47,228		11:23:18

69	Bleekemolen Michael	T. Bleekemolen
NLD		P.Vmax: 1 T. Ideal: 01:44,468

Lap	Time	Sector 1	Sector 2	Sector 3	Sector 4	V.Max	Hour
1	START	03:44,354	00:34,192	00:29,221	00:34,184		10:45:20
2	15:50,345	19:43,217	00:30,170	00:27,933	00:30,976		11:01:10
3	01:45,968	00:24,471	00:28,085	00:24,576	00:28,836		11:02:56
4	01:45,968	00:24,375	00:28,066	00:24,665	00:28,862		11:04:42
5	01:44,976	00:24,172	00:27,846	00:24,514	00:28,444		11:06:27
6	01:44,609	00:24,109	00:27,701	00:24,565	00:28,234		11:08:12
7	01:45,192	00:24,098	00:27,766	00:24,644	00:28,684		11:09:57
8	PIT	00:27,189	00:33,882	00:29,512	00:40,361		11:12:08
9	05:17,400	03:43,760	00:32,205	00:28,819	00:32,616		11:17:25
10	02:01,129	00:27,422	00:32,483	00:29,437	00:31,787		11:19:26
11	01:45,583	00:24,425	00:27,958	00:24,557	00:28,643		11:21:12
12	PIT	00:24,019	00:27,776	00:26,436	00:44,154		11:23:14

88	Lanza Massimiliano	CAAL Racing
ITA		P.Vmax: 1 T. Ideal: 01:44,078

Lap	Time	Sector 1	Sector 2	Sector 3	Sector 4	V.Max	Hour
1	START	03:35,867	00:34,230	00:28,405	00:33,939		10:45:10
2	15:20,984	18:49,997	00:35,897	00:37,575	00:29,956		11:00:31
3	01:45,479	00:24,568	00:27,695	00:24,303	00:28,913		11:02:17
4	01:44,889	00:24,360	00:27,517	00:24,089	00:28,923		11:04:02
5	01:44,993	00:24,121	00:27,863	00:24,240	00:28,769		11:05:47
6	01:45,068	00:24,317	00:27,893	00:24,206	00:28,652		11:07:32
7	PIT	00:26,045	00:32,957	00:26,042	00:39,336		11:09:36
8	04:50,730	03:29,893	00:27,821	00:24,225	00:28,791		11:14:27
9	NULL	00:24,053	00:27,729	00:24,307	00:28,456		11:16:11
10	01:44,501	00:24,067	00:27,634	00:24,219	00:28,581		11:17:56
11	NULL	00:24,016	00:27,888	00:24,727	00:28,732		11:19:41
12	NULL	00:24,157	00:27,829	00:25,555	00:29,295		11:21:28
13	01:44,943	00:24,164	00:27,635	00:24,390	00:28,754		11:23:13

89	Panebianco Alberto	Not Only M.S.
ITA		P.Vmax: 1 T. Ideal: 01:44,313

Lap	Time	Sector 1	Sector 2	Sector 3	Sector 4	V.Max	Hour
1	START	23:05,563	00:34,019	00:27,284	00:30,479		11:04:35
2	NULL	00:25,629	00:28,574	00:25,059	00:29,027		11:06:24
3	01:45,236	00:24,250	00:27,689	00:24,497	00:28,800		11:08:09
4	01:45,039	00:24,164	00:27,625	00:24,452	00:28,798		11:09:54
5	01:49,655	00:25,754	00:28,284	00:24,581	00:31,036		11:11:43

