

NASCAR GP SPAIN-ROUNDS 1 & 2

MAY 14-15 16, 2021

Circuit Ricardo Tormo

Length: 4005 metros

Results

QUALIFYING

EN PRO

Pos.	N.	Driver	Team	Car	Nat.	Best Lap	iL	Laps	Gap	Interval	Speed	Cat.
1	7	Hezemans Loris	Hendriks M.Sport	Ford Mustang	NLD	01:41,156	4	5			142,53	
2	88	Day Alon	CAAL Racing	Chev. Camaro	ISR	01:41,832	4	10	00:00,676	00:00,676	141,59	
3	54	Ercoli Gianmarco	CAAL Racing	Chev. Camaro	ITA	01:41,849	5	11	00:00,693	00:00,017	141,56	JU
4	22	Rocca Nicolo	DF1 Racing	Chev. Camaro	ITA	01:41,867	4	9	00:00,711	00:00,018	141,54	
5	50	Ghirelli Vittorio	Hendriks M.Sport	Ford Mustang	ITA	01:42,169	4	11	00:01,013	00:00,302	141,12	
6	1	Ferrando Thomas	Acad. M./A. Caffi M.	Ford Mustang	FRA	01:42,345	4	13	00:01,189	00:00,176	140,88	JU
7	18	Maggi Giorgio	Hendriks M.Sport	Ford Mustang	CHE	01:42,435	4	10	00:01,279	00:00,090	140,75	JU
8	69	Bleekemolen Sebastiaan	T. Bleekemolen	Ford Mustang	NLD	01:42,439	4	9	00:01,283	00:00,004	140,75	CH
9	3	Gabillon Frederic	RDV Competition	EuroNASCAR FJ	FRA	01:42,472	10	13	00:01,316	00:00,033	140,7	
10	42	Ferrara Luigi	42 Racing	Shadow Car	ITA	01:42,726	5	11	00:01,570	00:00,254	140,35	
11	5	Villeneuve Jacques	Acad. M./A. Caffi M.	EuroNASCAR FJ	CAN	01:42,777	5	8	00:01,621	00:00,051	140,28	
12	12	Sini Francesco	Solaris Motorsport	Chev. Camaro	ITA	01:42,788	10	12	00:01,632	00:00,011	140,27	
13	64	Lasserre Lucas	Speedhouse	Chev. Camaro	FRA	01:42,880	4	5	00:01,724	00:00,092	140,14	
14	77	Goossens Marc	DF1 Racing	Chev. Camaro	BEL	01:43,034	5	11	00:01,878	00:00,154	139,93	
15	10	Delsaux Ulysse	RDV Competition	Chev. Camaro	FRA	01:43,180	11	14	00:02,024	00:00,146	139,74	JU
16	8	Caso Dario	Vict Motorsport	Chev. Camaro	ITA	01:43,204	5	11	00:02,048	00:00,024	139,7	CH
17	55	Armetta Fabrizio	The Club M.S.	Chev. Camaro	ITA	01:43,648	8	15	00:02,492	00:00,444	139,11	CH
18	90	Nori Andrea	Not Only M.S.	Chev. Camaro	ITA	01:43,689	9	16	00:02,533	00:00,041	139,05	CH
19	89	Dallara Davide	Not Only M.S.	Chev. Camaro	ITA	01:43,977	9	10	00:02,821	00:00,288	138,67	CH
20	23	Tuomaala Henri	Iceboys - DF1 R.	Chev. Camaro	FIN	01:44,091	4	8	00:02,935	00:00,114	138,51	CH
21	66	Lemarie Patrick	DF1 Racing	Chev. Camaro	FRA	01:44,121	8	10	00:02,965	00:00,030	138,47	
22	48	Sokolovskiy Yevgen	Marko Stipp M.S.	Chev. Camaro	UKR	01:44,622	12	14	00:03,466	00:00,501	137,81	CH
23	44	Waden Ian Eric	DF1 Racing	Chev. Camaro	FIN	01:45,645	4	6	00:04,489	00:01,023	136,48	CH
24	17	Manfre Bernardo	42 Racing	Shadow Car	ITA	01:46,501	6	14	00:05,345	00:00,856	135,38	CH

Final Official

Provisional Official

Length: 4005 m. Hour: 09:59

Stewards:

Hour:

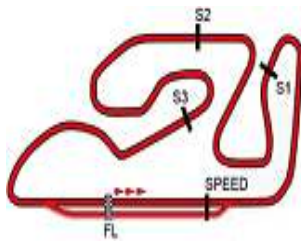
C.of the Course:

Hour: 15/05/2021

C.Timekeeper:

Hour: 10:38:11





Circuit Ricardo Tormo

MAY 14-15 16, 2021

Circuit Ricardo Tormo

NASCAR GP SPAIN-ROUNDS 1 & 2

ANALYSIS / SECTORS QUALIFYING EN PRO

1		Ferrando Thomas		Acad. M./A. Caffi M.			
Lap Time		Sector 1	Sector 2	Sector 3	Sector 4	V.Max	Hour
1 START		00:49,500	00:33,301	00:27,750	00:30,123		10:02:18
2 01:44,601		00:24,526	00:27,658	00:24,048	00:28,369		10:04:03
3 01:42,680		00:23,861	00:26,902	00:23,839	00:28,078		10:05:46
4 01:42,345		00:23,704	00:26,868	00:23,876	00:27,897		10:07:28
5 01:42,531		00:23,830	00:26,881	00:23,864	00:27,956		10:09:11
6 PIT		00:24,574	00:27,169	00:24,101	00:34,599		10:11:01
7 03:58,328		02:39,382	00:27,072	00:23,873	00:28,001		10:14:59
8 01:42,402		00:23,771	00:26,906	00:23,853	00:27,872		10:16:42
9 01:42,652		00:23,741	00:26,965	00:23,834	00:28,112		10:18:24
10 01:42,423		00:23,699	00:26,911	00:23,855	00:27,958		10:20:07
11 01:44,509		00:23,717	00:27,679	00:24,405	00:28,708		10:21:51
12 01:42,909		00:23,827	00:26,951	00:24,120	00:28,011		10:23:34
13 PIT		00:28,993	00:32,279	00:27,512	00:39,425		10:25:42

3		Gabillon Frederic		RDV Competition			
Lap Time		Sector 1	Sector 2	Sector 3	Sector 4	V.Max	Hour
1 START		01:12,070	00:37,751	00:28,774	00:32,051		10:02:48
2 01:48,188		00:26,160	00:28,666	00:24,810	00:28,552		10:04:37
3 01:43,481		00:23,751	00:27,056	00:23,792	00:28,882		10:06:20
4 01:53,653		00:25,544	00:31,527	00:26,856	00:29,726		10:08:14
5 01:42,651		00:23,736	00:27,030	00:23,730	00:28,155		10:09:56
6 01:42,715		00:23,640	00:27,025	00:23,786	00:28,264		10:11:39
7 PIT		00:25,942	00:31,868	00:25,941	00:37,356		10:13:40
8 05:23,779		03:58,620	00:31,357	00:25,030	00:28,772		10:19:04
9 01:42,536		00:23,624	00:27,114	00:23,784	00:28,014		10:20:47
10 01:42,472		00:23,568	00:26,949	00:23,831	00:28,124		10:22:29
11 02:02,766		00:27,722	00:35,242	00:28,982	00:30,820		10:24:32
12 01:42,534		00:23,630	00:27,061	00:23,863	00:27,980		10:26:14
13 PIT		00:23,598	00:27,089	00:23,831	00:38,283		10:28:07

5		Villeneuve Jacques		Acad. M./A. Caffi M.			
Lap Time		Sector 1	Sector 2	Sector 3	Sector 4	V.Max	Hour
1 START		06:56,121	00:34,441	00:28,420	00:31,771		10:08:29
2 01:47,156		00:24,857	00:28,391	00:24,410	00:29,498		10:10:16
3 01:43,576		00:24,078	00:27,062	00:24,029	00:28,407		10:11:59
4 01:43,373		00:23,905	00:27,255	00:24,040	00:28,173		10:13:43
5 01:42,777		00:23,644	00:27,168	00:23,805	00:28,160		10:15:25
6 01:48,411		00:23,716	00:30,301	00:25,871	00:28,523		10:17:14
7 01:43,223		00:24,075	00:27,187	00:23,905	00:28,056		10:18:57
8 PIT		00:26,510	00:30,914	00:27,963	00:39,853		10:21:02

7		Hezemans Loris		Hendriks M.Sport			
Lap Time		Sector 1	Sector 2	Sector 3	Sector 4	V.Max	Hour
1 START		00:46,295	00:29,696	00:25,359	00:29,190		10:02:08
2 01:45,055		00:24,526	00:27,956	00:24,216	00:28,357		10:03:53
3 01:41,665		00:23,651	00:26,661	00:23,656	00:27,697		10:05:35
4 01:41,156		00:23,422	00:26,649	00:23,460	00:27,625		10:07:16
5 PIT		00:23,446	00:26,972	00:25,509	00:38,052		10:09:10

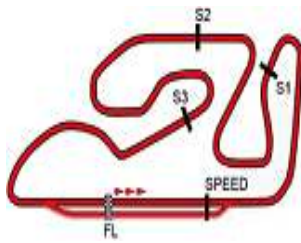
8		Caso Dario		Vict Motorsport			
Lap Time		Sector 1	Sector 2	Sector 3	Sector 4	V.Max	Hour
1 PIT		01:09,260	00:41,370	00:32,733	00:45,967		10:03:07

10		Delsaux Ulysse		RDV Competition			
Lap Time		Sector 1	Sector 2	Sector 3	Sector 4	V.Max	Hour
1 START		01:13,510	00:37,120	00:29,789	00:31,994		10:02:50
2 01:47,812		00:25,093	00:28,577	00:25,139	00:29,003		10:04:38
3 01:44,321		00:24,225	00:27,266	00:23,995	00:28,835		10:06:22
4 01:44,229		00:24,261	00:27,414	00:24,221	00:28,333		10:08:07
5 01:43,854		00:24,165	00:27,176	00:24,179	00:28,334		10:09:50
6 01:44,501		00:24,265	00:27,290	00:24,274	00:28,672		10:11:35
7 PIT		00:24,224	00:28,871	00:26,454	00:36,981		10:13:31
8 04:35,002		03:13,310	00:28,490	00:24,694	00:28,508		10:18:06
9 01:43,938		00:24,257	00:27,272	00:24,123	00:28,286		10:19:50
10 01:43,325		00:23,999	00:27,065	00:23,954	00:28,307		10:21:34
11 01:43,180		00:23,967	00:27,061	00:23,879	00:28,273		10:23:17
12 01:43,331		00:23,995	00:27,059	00:24,083	00:28,194		10:25:00
13 01:43,683		00:24,103	00:27,109	00:24,181	00:28,290		10:26:44
14 PIT		00:25,293	00:29,690	00:26,699	00:38,070		10:28:44

12		Sini Francesco		Solaris Motorsport			
Lap Time		Sector 1	Sector 2	Sector 3	Sector 4	V.Max	Hour
1 START		06:51,861	00:35,136	00:30,354	00:30,039		10:08:25
2 01:45,096		00:24,437	00:27,835	00:24,233	00:28,591		10:10:10
3 01:43,561		00:23,909	00:27,303	00:24,045	00:28,304		10:11:54
4 01:43,132		00:23,715	00:27,081	00:23,958	00:28,378		10:13:37
5 01:42,905		00:23,751	00:27,135	00:23,876	00:28,143		10:15:20
6 01:42,899		00:23,627	00:27,068	00:23,925	00:28,279		10:17:03
7 PIT		00:23,748	00:28,520	00:25,419	00:37,284		10:18:58
8 04:55,534		03:35,802	00:27,493	00:23,958	00:28,281		10:23:53
9 01:43,388		00:23,899	00:27,218	00:24,064	00:28,207		10:25:37
10 01:42,788		00:23,710	00:27,145	00:23,883	00:28,050		10:27:19
11 01:42,857		00:23,735	00:27,173	00:23,951	00:27,998		10:29:02
12 PIT		00:23,719	00:43,581	00:29,335	00:38,287		10:31:17

17		Manfre Bernardo		42 Racing			
Lap Time		Sector 1	Sector 2	Sector 3	Sector 4	V.Max	Hour
1 START		01:10,310	00:40,580	00:30,025	00:33,094		10:02:52
2 01:49,265		00:25,451	00:29,019	00:25,291	00:29,504		10:04:41
3 NULL		00:24,898	00:28,034	00:24,749	00:29,728		10:06:28
4 01:49,534		00:24,918	00:29,702	00:25,054	00:29,860		10:08:18
5 01:46,965		00:24,717	00:28,130	00:24,810	00:29,308		10:10:05
6 01:46,501		00:24,461	00:28,042	00:24,844	00:29,154		10:11:51
7 PIT		00:24,589	00:27,694	00:24,846	00:34,672		10:13:43
8 04:56,644		03:33,033	00:29,009	00:25,147	00:29,455		10:18:40
9 01:46,982		00:24,510	00:28,345	00:24,851	00:29,276		10:20:27
10 01:47,161		00:24,359	00:28,665	00:24,907	00:29,230		10:22:14
11 01:46,889		00:24,571	00:28,193	00:24,813	00:29,312		10:24:01





Circuit Ricardo Tormo

MAY 14-15 16, 2021

Circuit Ricardo Tormo

NASCAR GP SPAIN-ROUNDS 1 & 2

ANALYSIS / SECTORS QUALIFYING EN PRO

12	01:46,541	00:24,568	00:28,058	00:24,779	00:29,136	10:25:47
13	01:46,619	00:24,527	00:28,074	00:24,883	00:29,135	10:27:34
14	PIT	00:24,697	00:32,307	00:39,626	00:39,397	10:29:50

18	Maggi Giorgio CHE	Hendriks M.Sport				P.Vmax: 1	T. Ideal: 01:42,092
		Sector 1	Sector 2	Sector 3	Sector 4		
Lap	Time	Sector 1	Sector 2	Sector 3	Sector 4	V.Max	Hour
1	PIT	00:37,750	00:37,280	00:29,540	00:39,446		10:02:22
2	08:26,782	06:55,551	00:31,487	00:30,063	00:29,681		10:10:49
3	01:43,390	00:24,120	00:27,279	00:23,856	00:28,135		10:12:32
4	01:42,435	00:23,774	00:26,828	00:23,774	00:28,059		10:14:14
5	PIT	00:23,632	00:27,006	00:24,191	00:33,005		10:16:02
6	03:11,619	01:48,088	00:31,357	00:24,159	00:28,015		10:19:14
7	01:42,451	00:23,773	00:27,015	00:23,696	00:27,967		10:20:56
8	01:42,908	00:23,601	00:27,291	00:24,025	00:27,991		10:22:39
9	01:43,829	00:23,812	00:27,019	00:24,665	00:28,333		10:24:23
10	PIT	00:23,737	00:26,856	00:43,250	00:42,416		10:26:39

22	Rocca Nicolo ITA	DF1 Racing				P.Vmax: 1	T. Ideal: 01:41,735
		Sector 1	Sector 2	Sector 3	Sector 4		
Lap	Time	Sector 1	Sector 2	Sector 3	Sector 4	V.Max	Hour
1	START	00:48,260	00:30,920	00:26,020	00:28,448		10:02:11
2	01:43,728	00:24,076	00:27,463	00:24,067	00:28,122		10:03:55
3	01:42,136	00:23,774	00:26,861	00:23,751	00:27,750		10:05:37
4	01:41,867	00:23,566	00:26,750	00:23,669	00:27,882		10:07:19
5	PIT	00:23,799	00:27,117	00:24,083	00:36,800		10:09:11
6	10:59,686	09:39,607	00:27,786	00:23,905	00:28,388		10:20:11
7	01:43,241	00:24,053	00:27,080	00:23,803	00:28,305		10:21:54
8	01:42,743	00:23,648	00:27,028	00:23,931	00:28,136		10:23:37
9	PIT	00:25,874	00:30,653	00:27,356	00:39,079		10:25:40

23	Tuomaala Henri FIN	Iceboys - DF1 R.				P.Vmax: 1	T. Ideal: 01:44,091
		Sector 1	Sector 2	Sector 3	Sector 4		
Lap	Time	Sector 1	Sector 2	Sector 3	Sector 4	V.Max	Hour
1	START	00:58,681	00:34,360	00:29,910	00:31,760		10:02:32
2	01:48,077	00:25,077	00:28,388	00:25,186	00:29,426		10:04:21
3	01:44,564	00:24,210	00:27,564	00:24,322	00:28,468		10:06:05
4	01:44,091	00:24,020	00:27,425	00:24,209	00:28,437		10:07:49
5	PIT	00:24,130	00:27,665	00:24,418	00:35,101		10:09:41
6	05:24,037	04:01,007	00:28,918	00:24,830	00:29,282		10:15:05
7	01:44,436	00:24,111	00:27,449	00:24,336	00:28,540		10:16:49
8	PIT	00:24,867	00:28,785	00:24,878	00:36,745		10:18:44

42	Ferrara Luigi ITA	42 Racing				P.Vmax: 1	T. Ideal: 01:42,549
		Sector 1	Sector 2	Sector 3	Sector 4		
Lap	Time	Sector 1	Sector 2	Sector 3	Sector 4	V.Max	Hour
1	START	02:51,642	00:37,152	00:27,774	00:30,632		10:04:25
2	01:53,115	00:25,635	00:31,874	00:26,797	00:28,809		10:06:18
3	01:44,076	00:24,246	00:27,310	00:24,153	00:28,367		10:08:02
4	01:43,525	00:24,049	00:27,170	00:23,923	00:28,383		10:09:46
5	01:42,726	00:23,788	00:26,940	00:23,897	00:28,101		10:11:28
6	01:42,915	00:23,698	00:27,099	00:23,810	00:28,308		10:13:11
7	PIT	00:24,010	00:27,760	00:24,097	00:36,322		10:15:04
8	05:02,677	03:38,687	00:28,990	00:25,840	00:29,160		10:20:06
9	01:53,532	00:24,194	00:32,386	00:27,276	00:29,676		10:22:00
10	01:43,254	00:23,795	00:27,228	00:23,859	00:28,372		10:23:43
11	PIT	00:23,802	00:27,307	00:23,966	00:38,865		10:25:37

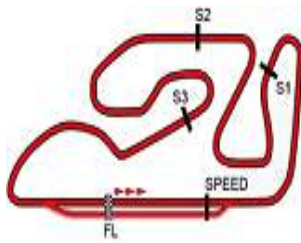
44	Waden Ian Eric FIN	DF1 Racing				P.Vmax: 1	T. Ideal: 01:45,473
		Sector 1	Sector 2	Sector 3	Sector 4		
Lap	Time	Sector 1	Sector 2	Sector 3	Sector 4	V.Max	Hour
1	START	03:25,659	00:33,069	00:28,498	00:31,636		10:04:57
2	01:48,974	00:25,140	00:29,198	00:24,768	00:29,868		10:06:46
3	01:46,338	00:24,494	00:27,893	00:24,798	00:29,153		10:08:32
4	01:45,645	00:24,378	00:28,045	00:24,627	00:28,595		10:10:18
5	01:46,091	00:24,358	00:27,953	00:24,691	00:29,089		10:12:04
6	PIT	00:24,761	00:29,168	00:26,346	00:38,775		10:14:03

48	Sokolovskiy Yevgen UKR	Marko Stipp M.S.				P.Vmax: 1	T. Ideal: 01:44,278
		Sector 1	Sector 2	Sector 3	Sector 4		
Lap	Time	Sector 1	Sector 2	Sector 3	Sector 4	V.Max	Hour
1	START	00:56,841	00:33,469	00:29,240	00:31,383		10:02:29
2	01:53,053	00:26,627	00:29,709	00:25,840	00:30,877		10:04:22
3	01:46,031	00:24,810	00:27,813	00:24,503	00:28,905		10:06:08
4	01:45,777	00:24,244	00:27,605	00:24,869	00:29,059		10:07:54
5	01:45,636	00:24,401	00:27,723	00:24,877	00:28,635		10:09:39
6	01:44,667	00:24,347	00:27,399	00:24,447	00:28,474		10:11:24
7	01:45,150	00:24,098	00:27,519	00:24,739	00:28,794		10:13:09
8	PIT	00:24,149	00:27,627	00:24,782	00:34,708		10:15:00
9	07:24,461	06:01,581	00:28,967	00:24,813	00:29,100		10:22:25
10	01:45,150	00:24,266	00:27,764	00:24,487	00:28,633		10:24:10
11	01:44,848	00:24,063	00:27,453	00:24,663	00:28,669		10:25:55
12	01:44,622	00:24,004	00:27,574	00:24,401	00:28,643		10:27:39
13	01:44,819	00:24,128	00:27,545	00:24,458	00:28,688		10:29:24
14	01:44,684	00:24,029	00:27,473	00:24,556	00:28,626		10:31:09

50	Ghirelli Vittorio ITA	Hendriks M.Sport				P.Vmax: 1	T. Ideal: 01:42,135
		Sector 1	Sector 2	Sector 3	Sector 4		
Lap	Time	Sector 1	Sector 2	Sector 3	Sector 4	V.Max	Hour
1	PIT	00:51,680	00:32,201	00:28,119	00:38,967		10:02:29
2	06:19,107	04:46,267	00:31,874	00:28,301	00:32,665		10:08:48
3	NULL	00:23,913	00:26,982	00:23,961	00:28,411		10:10:31
4	01:42,169	00:23,725	00:26,815	00:23,695	00:27,934		10:12:13
5	01:42,736	00:23,909	00:26,979	00:23,798	00:28,050		10:13:56
6	01:54,979	00:26,413	00:31,751	00:27,677	00:29,138		10:15:51
7	01:45,810	00:23,691	00:28,667	00:25,034	00:28,418		10:17:37
8	PIT	00:23,730	00:27,073	00:24,048	00:34,828		10:19:26
9	05:13,125	03:50,741	00:28,069	00:24,637	00:29,678		10:24:40
10	01:42,899	00:23,733	00:26,958	00:23,951	00:28,257		10:26:23
11	PIT	00:23,732	00:27,840	00:24,789	00:35,895		10:28:15

54	Ercoli Gianmarco ITA	CAAL Racing				P.Vmax: 1	T. Ideal: 01:41,809
		Sector 1	Sector 2	Sector 3	Sector 4		
Lap	Time	Sector 1	Sector 2	Sector 3	Sector 4	V.Max	Hour
1	START	06:51,135	00:34,735	00:29,845	00:29,933		10:08:23
2	01:44,265	00:24,529	00:27,535	00:24,046	00:28,155		10:10:08
3	01:44,245	00:23,720	00:26,888	00:24,269	00:29,368		10:11:52
4	01:42,469	00:23,702	00:26,921	00:23,686	00:28,160		10:13:34
5	01:41,849	00:23,470	00:26,729	00:23,704	00:27,946		10:15:16
6	01:42,402	00:23,712	00:26,866	00:23,801	00:28,023		10:16:59
7	PIT	00:23,790	00:28,091	00:24,654	00:34,917		10:18:50
8	07:36,373	06:16,545	00:27,529	00:24,108	00:28,191		10:26:26
9	01:42,345	00:23,621	00:26,901	00:23,899	00:27,924		10:28:09
10	01:42,113	00:23,553	00:26,779	00:23,773	00:28,008		10:29:51
11	PIT	00:23,988	00:29,303	00:27,250	00:38,619		10:31:50





Circuit Ricardo Tormo

MAY 14-15 16, 2021

Circuit Ricardo Tormo

NASCAR GP SPAIN-ROUNDS 1 & 2

ANALYSIS / SECTORS QUALIFYING EN PRO

55		Armetta Fabrizio		The Club M.S.			
		ITA		P.Vmax: 1 T. Ideal: 01:43,413			
Lap Time	Sector 1	Sector 2	Sector 3	Sector 4	V.Max	Hour	
1	START	01:11,991	00:40,809	00:30,497	00:32,938		10:02:54
2	01:55,943	00:28,042	00:30,413	00:27,642	00:29,846		10:04:50
3	01:45,847	00:24,904	00:27,851	00:24,379	00:28,713		10:06:36
4	01:47,891	00:24,365	00:27,691	00:26,197	00:29,638		10:08:24
5	01:44,666	00:24,509	00:27,624	00:23,976	00:28,557		10:10:08
6	01:47,502	00:24,169	00:28,205	00:25,494	00:29,634		10:11:56
7	01:44,098	00:24,078	00:27,432	00:24,200	00:28,388		10:13:40
8	01:43,648	00:23,852	00:27,224	00:24,153	00:28,419		10:15:24
9	PIT	00:24,050	00:34,937	00:27,485	00:43,219		10:17:33
10	04:49,297	03:26,402	00:27,665	00:24,426	00:30,804		10:22:23
11	01:44,656	00:24,038	00:27,762	00:24,146	00:28,710		10:24:07
12	01:43,893	00:24,233	00:27,197	00:24,067	00:28,396		10:25:51
13	01:44,125	00:23,908	00:27,397	00:24,172	00:28,648		10:27:35
14	01:51,222	00:25,654	00:32,351	00:24,116	00:29,101		10:29:26
15	PIT	00:23,933	00:27,380	00:27,505	00:44,278		10:31:30

64		Lasserre Lucas		Speedhouse			
		FRA		P.Vmax: 1 T. Ideal: 01:42,852			
Lap Time	Sector 1	Sector 2	Sector 3	Sector 4	V.Max	Hour	
1	START	07:43,312	00:34,072	00:28,584	00:31,550		10:09:15
2	01:46,689	00:26,055	00:28,174	00:24,151	00:28,309		10:11:02
3	01:43,398	00:23,932	00:27,227	00:23,959	00:28,280		10:12:45
4	01:42,880	00:23,792	00:27,115	00:23,874	00:28,099		10:14:28
5	PIT	00:23,764	00:27,234	00:24,852	00:35,986		10:16:20

66		Lemarie Patrick		DF1 Racing			
		FRA		P.Vmax: 1 T. Ideal: 01:43,583			
Lap Time	Sector 1	Sector 2	Sector 3	Sector 4	V.Max	Hour	
1	START	00:49,180	00:31,820	00:27,940	00:29,392		10:02:16
2	01:45,391	00:24,713	00:27,754	00:23,986	00:28,938		10:04:01
3	01:49,104	00:24,384	00:28,593	00:27,360	00:28,767		10:05:51
4	01:44,203	00:24,040	00:27,464	00:24,262	00:28,437		10:07:35
5	01:44,136	00:24,170	00:27,252	00:23,979	00:28,735		10:09:19
6	PIT	00:24,846	00:27,899	00:24,667	00:41,208		10:11:18
7	04:37,264	03:14,002	00:27,885	00:26,578	00:28,799		10:15:55
8	01:44,121	00:23,915	00:27,402	00:24,173	00:28,631		10:17:39
9	01:44,615	00:24,126	00:27,492	00:24,055	00:28,942		10:19:24
10	PIT	00:24,330	00:27,401	00:24,098	00:40,414		10:21:20

69		Bleekemolen Sebastiaan		T. Bleekemolen			
		NLD		P.Vmax: 1 T. Ideal: 01:42,305			
Lap Time	Sector 1	Sector 2	Sector 3	Sector 4	V.Max	Hour	
1	START	02:05,670	00:32,988	00:28,537	00:31,632		10:03:37
2	01:48,395	00:25,452	00:29,166	00:25,219	00:28,558		10:05:25
3	01:43,335	00:24,000	00:27,308	00:23,904	00:28,123		10:07:08
4	01:42,439	00:23,673	00:26,920	00:23,862	00:27,984		10:08:51
5	PIT	00:25,113	00:29,611	00:26,132	00:37,973		10:10:50
6	11:17,335	09:50,747	00:30,294	00:26,182	00:30,112		10:22:07
7	01:42,716	00:23,912	00:27,072	00:23,733	00:27,999		10:23:50
8	01:42,703	00:23,789	00:26,915	00:23,889	00:28,110		10:25:32
9	PIT	00:23,821	00:27,325	00:26,692	00:41,464		10:27:32

77		Goossens Marc		DF1 Racing			
		BEL		P.Vmax: 1 T. Ideal: 01:42,863			
Lap Time	Sector 1	Sector 2	Sector 3	Sector 4	V.Max	Hour	
1	START	00:54,805	00:34,545	00:27,850	00:31,159		10:02:26

88		Day Alon		CAAL Racing			
		ISR		P.Vmax: 1 T. Ideal: 01:41,663			
Lap Time	Sector 1	Sector 2	Sector 3	Sector 4	V.Max	Hour	
1	START	01:47,213	00:25,627	00:28,459	00:24,597	00:28,530	10:04:13
2	01:43,530	00:23,961	00:27,386	00:24,021	00:28,162		10:05:57
3	01:43,131	00:23,826	00:27,182	00:24,030	00:28,093		10:07:40
4	01:43,034	00:23,720	00:27,166	00:23,947	00:28,201		10:09:23
5	01:43,698	00:23,988	00:27,234	00:23,974	00:28,502		10:11:07
6	PIT	00:24,149	00:27,477	00:24,288	00:34,297		10:12:57
7	04:18,567	02:57,210	00:27,549	00:24,168	00:29,640		10:17:16
8	01:43,078	00:23,901	00:27,200	00:23,905	00:28,072		10:18:59
9	01:43,451	00:23,796	00:27,374	00:24,048	00:28,233		10:20:42
10	PIT	00:24,661	00:30,395	00:24,956	00:33,046		10:22:35

89		Dallara Davide		Not Only M.S.			
		ITA		P.Vmax: 1 T. Ideal: 01:43,737			
Lap Time	Sector 1	Sector 2	Sector 3	Sector 4	V.Max	Hour	
1	START	10:17,475	00:32,953	00:26,110	00:29,851		10:11:44
2	01:43,288	00:24,112	00:27,160	00:24,062	00:27,954		10:13:27
3	01:42,303	00:23,762	00:26,952	00:23,718	00:27,871		10:15:10
4	01:41,832	00:23,609	00:26,788	00:23,717	00:27,718		10:16:52
5	NULL	00:23,968	00:35,688	00:27,056	00:28,600		10:18:47
6	PIT	00:23,647	00:26,842	00:23,641	00:33,904		10:20:35
7	05:09,036	03:36,450	00:34,567	00:28,883	00:29,136		10:25:44
8	01:41,902	00:23,524	00:26,862	00:23,633	00:27,883		10:27:26
9	01:42,430	00:23,758	00:26,820	00:23,827	00:28,025		10:29:08
10	PIT	00:24,441	00:34,984	00:31,429	00:42,702		10:31:22

90		Nori Andrea		Not Only M.S.			
		ITA		P.Vmax: 1 T. Ideal: 01:43,511			
Lap Time	Sector 1	Sector 2	Sector 3	Sector 4	V.Max	Hour	
1	START	01:08,178	00:33,893	00:28,389	00:30,977		10:02:39
2	01:50,226	00:25,432	00:28,469	00:25,113	00:31,212		10:04:29
3	01:44,915	00:24,519	00:27,482	00:24,243	00:28,671		10:06:14
4	01:44,225	00:24,112	00:27,287	00:24,199	00:28,627		10:07:59
5	01:44,108	00:24,191	00:27,302	00:24,133	00:28,482		10:09:43
6	01:44,135	00:24,141	00:27,515	00:23,998	00:28,481		10:11:27
7	PIT	00:26,376	00:28,906	00:25,405	00:34,431		10:13:22
8	04:21,006	02:56,894	00:29,008	00:26,226	00:28,878		10:17:43
9	01:43,977	00:24,112	00:27,350	00:24,175	00:28,340		10:19:27
10	PIT	00:31,247	00:34,763	00:28,540	00:46,041		10:21:48

90		Nori Andrea		Not Only M.S.			
		ITA		P.Vmax: 1 T. Ideal: 01:43,511			
Lap Time	Sector 1	Sector 2	Sector 3	Sector 4	V.Max	Hour	
1	START	01:20,350	00:44,361	00:31,981	00:34,176		10:03:09
2	01:59,846	00:24,897	00:28,291	00:25,081	00:41,577		10:05:08
3	01:45,897	00:24,463	00:27,902	00:24,656	00:28,876		10:06:54
4	01:45,359	00:24,473	00:27,838	00:24,466	00:28,582		10:08:40
5	01:44,526	00:24,252	00:27,451	00:24,289	00:28,534		10:10:24
6	01:44,476	00:24,043	00:27,349	00:24,633	00:28,451		10:12:09
7	01:44,076	00:24,051	00:27,296	00:24,317	00:28,412		10:13:53
8	01:43,775	00:24,047	00:27,167	00:24,236	00:28,325		10:15:37
9	01:43,689	00:24,010	00:27,125	00:24,178	00:28,376		10:17:20
10	02:11,761	00:24,214	00:31,356	00:40,425	00:35,766		10:19:32
11	01:44,605	00:24,114	00:27,416	00:24,404	00:28,671		10:21:17
12	01:44,245	00:24,093	00:27,402	00:24,497	00:28,253		10:23:01
13	01:44,269	00:24,084	00:27,521	00:24,466	00:28,198		10:24:45
14	01:44,398	00:24,409	00:27,423	00:24,215	00:28,351		10:26:30
15	01:44,855	00:24,217	00:27,595	00:24,586	00:28,457		10:28:14
16	01:44,507	00:24,196	00:27,526	00:24,395	00:28,390		10:29:59

