

Circuit Ricardo Tormo

EURONASCAR 2

Free Practice - 1

Provisional Results

Clas	Nº	Driver	Nat	Cat	Clas	Team	Nat	Vehicle	Laps	Best	Time	Gap	Interval	Km/h
1	5	Tziortzis Vladimiro	CYP			Academy Motorsport / Alex Caffi Motorsport	ITA	EuroNASCAR FJ	6	3	1:42.554			140.5
2	88	Naska Alberto	ITA	Rookie	1	CAAL Racing	ITA	Chevrolet Camaro	14	9	1:43.063	0.509	0.509	139.8
3	7	Doubek Martin	CZE			Hendriks Motorsport	NLD	Ford Mustang	11	4	1:43.927	1.373	0.864	138.7
4	3	Delsaux Ulysse	FRA			RDV Competition	FRA	EuroNASCAR FJ	15	10	1:44.202	1.648	0.275	138.3
5	47	Colavita Leonardo	ITA	Rookie	2	Racers Motorsport	ITA	Chevrolet Camaro	8	6	1:44.599	2.045	0.397	137.8
6	69	De Groot Melvin	NLD	Legend	1	Team Bleekemolen	NLD	Ford Mustang	14	12	1:44.946	2.392	0.347	137.3
7	33	Jouffreau Paul	FRA	Rookie	3	Speedhouse	FRA	Ford Mustang	11	9	1:45.071	2.517	0.125	137.2
8	56	Linster Gil	LUX			CAAL Racing	ITA	Ford Mustang	10	8	1:45.096	2.542	0.025	137.1
9	23	Lintukanto Leevi	FIN			Team Bleekemolen	NLD	Chevrolet Camaro	12	5	1:45.298	2.744	0.202	136.9
10	50	Hezemans Liam	NLD	Rookie	4	Hendriks Motorsport	NLD	Ford Mustang	13	10	1:45.471	2.917	0.173	136.7
11	48	Sokolovskiy Yevgen	UKR	Legend	2	Marko Stipp Motorsport	DEU	Chevrolet Camaro	11	2	1:45.988	3.434	0.517	136.0
12	72	Bleekemolen Michael	NLD	Legend	3	Team Bleekemolen	NLD	Ford Mustang	12	9	1:46.135	3.581	0.147	135.8
13	16	De Matteo Alfredo	ITA	Rookie	5	MK1 Racing - RaceArt Technology	ITA	Shadow DNM8	14	13	1:46.163	3.609	0.028	135.8
14	8	Valeri Paolo	ITA	Legend	4	Racers Motorsport	ITA	Chevrolet Camaro	10	5	1:46.412	3.858	0.249	135.4
15	58	Lenz Christoph	CHE	Rookie Legend	1	Racingfuel Motorsport	CHE	Chevrolet Camaro	8	4	1:46.584	4.030	0.172	135.2
16	24	Malcharek Christian	SVK			PK Carsport	BEL	Chevrolet Camaro	16	11	1:46.693	4.139	0.109	135.1
17	54	Del Castello Luli	ITA	Lady Rookie	1	CAAL Racing	ITA	Chevrolet Camaro	16	13	1:46.736	4.182	0.043	135.0
18	27	Schober Patrick	AUT	Rookie	6	Double V	ITA	Ford Mustang	12	6	1:47.188	4.634	0.452	134.5
19	46	Gomes Miguel	PRT	Legend	5	Marko Stipp Motorsport	DEU	Chevrolet Camaro	10	9	1:47.525	4.971	0.337	134.0
20	29	Koloc Aliyyah	ARE	Lady Rookie	2	Buggyra ZM-MFT Racing	ARE	Ford Mustang	15	7	1:47.573	5.019	0.048	134.0
21	65	Benedetti Roberto	ITA	Legend	6	The Club Motorsport	ITA	Chevrolet Camaro	7	2	1:47.933	5.379	0.360	133.5
22	4	Panagiotis Yannick	FRA	Rookie Legend	2	Panasport	FRA	Ford Mustang	7	3	1:48.185	5.631	0.252	133.2
23	1	Tronconi Andrea	ITA	Rookie Legend	1	Academy Motorsport / Alex Caffi Motorsport	ITA	Ford Mustang	12	10	1:49.409	6.855	1.224	131.7
24	14	Casoli Arianna	ITA	Lady Legend	1	Speedhouse	FRA	Ford Mustang	14	13	1:49.411	6.857	0.002	131.7
25	40	Hauer Matthias	DEU	Legend	7	Speedhouse	FRA	Ford Mustang	11	9	1:49.717	7.163	0.306	131.4
26	90	Deodhar Advait	IND			Not Only Motorsport	ITA	Chevrolet Camaro	9	4	1:49.777	7.223	0.060	131.3
27	44	Koikkalainen Janne	FIN	Rookie Legend	3	Team Bleekemolen	NLD	Chevrolet Camaro	9	4	1:50.279	7.725	0.502	130.7
28	89	Panebianco Alberto	ITA			Not Only Motorsport	ITA	Chevrolet Camaro	7	6	1:51.127	8.573	0.848	129.7
29	64	Quintal Eric	FRA	Legend	8	Speedhouse	FRA	Ford Mustang	13	12	1:51.537	8.983	0.410	129.2
30	38	Koloc Yasmeen	ARE	Lady Rookie	3	Buggyra ZM-MFT Racing	ARE	Ford Mustang	8	2	1:52.804	10.250	1.267	127.8
31	17	Garisto Francesco	ITA			MK1 Racing - RaceArt Technology	ITA	Shadow DNM8	2	2	24:45.221	23:02.66	22:52.41	09.7

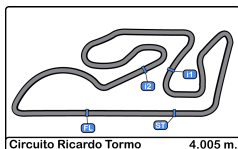
Published at:.....

Track Temp: 40.6 °C Air Temp: 26.1 °C Humidity: 45 % Track Status: DRY

Stewards:

Race Director:

Timekeeper:



Circuit Ricardo Tormo
EURONASCAR 2
Free Practice - 1
Provisional Results by Category

Clas	Nº	Driver	Nat	Cat	Clas	Team	Nat	Vehicle	Laps	Best	Time	Gap	Interval	Km/h
1	5	Tziortzis Vladimiro	CYP			Academy Motorsport / Alex Caffi Motorsport	ITA	EuroNASCAR FJ	6	3	1:42.554			140.5
2	7	Doubek Martin	CZE			Hendriks Motorsport	NLD	Ford Mustang	11	4	1:43.927	1.373	1.373	138.7
3	3	Delsaux Ulysse	FRA			RDV Competition	FRA	EuroNASCAR FJ	15	10	1:44.202	1.648	0.275	138.3
4	56	Linster Gil	LUX			CAAL Racing	ITA	Ford Mustang	10	8	1:45.096	2.542	0.894	137.1
5	23	Lintukanto Leevi	FIN			Team Bleekemolen	NLD	Chevrolet Camaro	12	5	1:45.298	2.744	0.202	136.9
6	24	Malcharek Christian	SVK			PK Carsport	BEL	Chevrolet Camaro	16	11	1:46.693	4.139	1.395	135.1
7	90	Deodhar Advait	IND			Not Only Motorsport	ITA	Chevrolet Camaro	9	4	1:49.777	7.223	3.084	131.3
8	89	Panebianco Alberto	ITA			Not Only Motorsport	ITA	Chevrolet Camaro	7	6	1:51.127	8.573	1.350	129.7
9	17	Garisto Francesco	ITA			MK1 Racing - RaceArt Technology	ITA	Shadow DNM8	2	2	24:45.221	23:02.66	22:54.09	09.7

Lady Legend														
1	14	Casoli Arianna	ITA	Lady Legend	1	Speedhouse	FRA	Ford Mustang	14	13	1:49.411			131.7

Lady Rookie														
1	54	Del Castello Luli	ITA	Lady Rookie	1	CAAL Racing	ITA	Chevrolet Camaro	16	13	1:46.736			135.0
2	29	Koloc Aliyyah	ARE	Lady Rookie	2	Buggyra ZM-MFT Racing	ARE	Ford Mustang	15	7	1:47.573	0.837	0.837	134.0
3	38	Koloc Yasmeen	ARE	Lady Rookie	3	Buggyra ZM-MFT Racing	ARE	Ford Mustang	8	2	1:52.804	6.068	5.231	127.8

Legend														
1	69	De Groot Melvin	NLD	Legend	1	Team Bleekemolen	NLD	Ford Mustang	14	12	1:44.946			137.3
2	48	Sokolovskiy Yevgen	UKR	Legend	2	Marko Stipp Motorsport	BEL	Chevrolet Camaro	11	2	1:45.988	1.042	1.042	136.0
3	72	Bleekemolen Michael	NLD	Legend	3	Team Bleekemolen	NLD	Ford Mustang	12	9	1:46.135	1.189	0.147	135.8
4	8	Valeri Paolo	ITA	Legend	4	Racers Motorsport	ITA	Chevrolet Camaro	10	5	1:46.412	1.466	0.277	135.4
5	46	Gomes Miguel	PRT	Legend	5	Marko Stipp Motorsport	BEL	Chevrolet Camaro	10	9	1:47.525	2.579	1.113	134.0
6	65	Benedetti Roberto	ITA	Legend	6	The Club Motorsport	ITA	Chevrolet Camaro	7	2	1:47.933	2.987	0.408	133.5
7	40	Hauer Matthias	DEU	Legend	7	Speedhouse	FRA	Ford Mustang	11	9	1:49.717	4.771	1.784	131.4
8	64	Quintal Eric	FRA	Legend	8	Speedhouse	FRA	Ford Mustang	13	12	1:51.537	6.591	1.820	129.2

Rookie														
1	88	Naska Alberto	ITA	Rookie	1	CAAL Racing	ITA	Chevrolet Camaro	14	9	1:43.063			139.8
2	47	Colavita Leonardo	ITA	Rookie	2	Racers Motorsport	ITA	Chevrolet Camaro	8	6	1:44.599	1.536	1.536	137.8
3	33	Jouffreau Paul	FRA	Rookie	3	Speedhouse	FRA	Ford Mustang	11	9	1:45.071	2.008	0.472	137.2
4	50	Hezemans Liam	NLD	Rookie	4	Hendriks Motorsport	NLD	Ford Mustang	13	10	1:45.471	2.408	0.400	136.7
5	16	De Matteo Alfredo	ITA	Rookie	5	MK1 Racing - RaceArt Technology	ITA	Shadow DNM8	14	13	1:46.163	3.100	0.692	135.8
6	27	Schober Patrick	AUT	Rookie	6	Double V	ITA	Ford Mustang	12	6	1:47.188	4.125	1.025	134.5

Rookie Legend														
1	58	Lenz Christoph	CHE	Rookie Legend	1	Racingfuel Motorsport	CHE	Chevrolet Camaro	8	4	1:46.584			135.2
2	4	Panagiotis Yannick	FRA	Rookie Legend	2	Panasport	FRA	Ford Mustang	7	3	1:48.185	1.601	1.601	133.2
3	44	Koikkalainen Janne	FIN	Rookie Legend	3	Team Bleekemolen	NLD	Chevrolet Camaro	9	4	1:50.279	3.695	2.094	130.7

Rookie Legend														
1	1	Tronconi Andrea	ITA	Rookie Legend	1	Academy Motorsport / Alex Caffi Motorsport	ITA	Ford Mustang	12	10	1:49.409			131.7

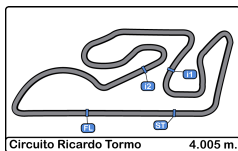
Published at:.....

Track Temp: 40.6 °C Air Temp: 26.1 °C Humidity: 45 % Track Status: DRY

Stewards:

Race Director:

Timekeeper:



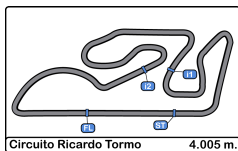
Circuit Ricardo Tormo

EURONASCAR 2

Free Practice - 1

Lap Analysis

1							5								
Tronconi Andrea							Tziortzis Vladimiro								
RookieLege							Academy Motorsport / Alex Caffi								
Lap	D	Time	Sector 1	Sector 2	Sector 3	T. Spd	Elapsed	Lap	D	Time	Sector 1	Sector 2	Sector 3	T. Spd	Elapsed
1		14:24:49.679	14:23:21.829	49.758	38.092		14:24:49.679	1		14:29:01.945	14:27:47.353	41.311	33.281		14:29:01.945
2		2:15.872	53.952	44.444	37.476		14:27:05.551	2		1:44.671	38.801	37.617	28.253		14:30:46.616
3		2:10.198	49.948	45.240	35.010		14:29:15.749	3		1:42.554	38.343	36.186	28.025		14:32:29.170
4		2:04.331	47.950	41.581	34.800		14:31:20.080	4		1:43.806	38.487	37.005	28.314		14:34:12.976
5		2:03.325	46.749	42.322	34.254		14:33:23.405	5		1:44.330	38.357	36.765	29.208		14:35:57.306
6		2:10.995 P	48.163	42.943	39.889		14:35:34.400	6		2:00.836 P	40.909	38.582	41.345		14:37:58.142
7		6:13.532	5:00.650	41.034	31.848		14:41:47.932	7							
8		1:52.741	42.571	39.210	30.960		14:43:40.673	Doubek Martin							
9		1:51.090	41.657	39.050	30.383		14:45:31.763	Ford Mustang							
10		1:49.409	40.949	38.647	29.813		14:47:21.172	Hendriks Motorsport							
11		1:51.324	42.237	38.364	30.723		14:49:12.496								
12		2:14.064 P	41.946	42.105	50.013		14:51:26.560								
3							7								
Delsaux Ulysse							EuroNASCAR FJ								
RDV Competition							Legend								
Lap	D	Time	Sector 1	Sector 2	Sector 3	T. Spd	Elapsed	Lap	D	Time	Sector 1	Sector 2	Sector 3	T. Spd	Elapsed
1		14:22:26.548	14:21:18.677	39.129	28.742		14:22:26.548	1		14:27:12.801	14:26:03.765	39.919	29.117		14:27:12.801
2		1:45.249	39.893	36.838	28.518		14:24:11.797	2		1:44.595	39.666	36.698	28.231		14:28:57.396
3		1:46.983	40.598	37.557	28.828		14:25:58.780	3		1:44.398	39.605	36.609	28.184		14:30:41.794
4		1:45.629	39.387	37.618	28.624		14:27:44.409	4		1:43.927	38.690	36.633	28.604		14:32:25.721
5		1:45.368	39.428	37.445	28.495		14:29:29.777	5		1:48.962 P	38.786	36.811	33.365		14:34:14.683
6		1:47.218	39.264	36.985	30.969		14:31:16.995	6		4:01.790	2:55.916	36.817	29.057		14:38:16.473
7		1:55.796 P	40.694	38.650	36.452		14:33:12.791	7		1:44.398	38.809	36.507	29.082		14:40:00.871
8		6:29.822	5:18.991	41.104	29.727		14:39:42.613	8		1:45.813	39.392	36.737	29.684		14:41:46.684
9		1:44.623	39.351	36.600	28.672		14:41:27.236	9		1:44.643	39.016	36.706	28.921		14:43:31.327
10		1:44.202	39.138	36.640	28.424		14:43:11.438	10		1:44.433	39.123	36.637	28.673		14:45:15.760
11		1:44.839	39.230	37.000	28.609		14:44:56.277	11		1:52.003 P	38.939	38.156	34.908		14:47:07.763
12		1:50.667	39.516	38.158	32.993		14:46:46.944	8							
13		1:46.654	39.768	36.803	30.083		14:48:33.598	Valeri Paolo							
14		1:44.778	39.232	36.794	28.752		14:50:18.376	Chevrolet Camaro							
15		2:18.669 P	48.283	41.496	48.890		14:52:37.045	Racers Motorsport							
4							8								
Panagiotis Yannick							Legend								
Rookie							Panasport								
Lap	D	Time	Sector 1	Sector 2	Sector 3	T. Spd	Elapsed	Lap	D	Time	Sector 1	Sector 2	Sector 3	T. Spd	Elapsed
1		14:23:49.957	14:22:39.343	40.191	30.423		14:23:49.957	1		14:33:04.172	14:31:53.337	40.497	30.338		14:33:04.172
2		1:49.632	41.283	38.287	30.062		14:25:39.589	2		1:48.113	40.944	37.894	29.275		14:34:52.285
3		1:48.185	41.158	37.648	29.379		14:27:27.774	3		1:47.351	40.458	37.521	29.372		14:36:39.636
4		1:52.019	40.753	41.227	30.039		14:29:19.793	4		1:46.818	40.310	37.497	29.011		14:38:26.454
5		1:49.983	41.822	38.429	29.732		14:31:09.776	5		1:46.412	39.906	37.344	29.162		14:40:12.866
6		1:50.473	41.568	39.002	29.603		14:32:59.949	6		1:46.984	40.430	37.424	29.130		14:41:59.850
7		2:02.150 P	43.621	38.151	40.378		14:35:02.099	7		1:53.532 P	40.235	37.690	35.607		14:43:53.382
								8		4:42.803	3:34.007	39.044	29.752		14:48:36.185
								9		1:47.187	40.375	37.837	28.975		14:50:23.372
								10		2:17.491 P	48.378	46.026	43.087		14:52:40.863



Circuit Ricardo Tormo
EURONASCAR 2
Free Practice - 1
Lap Analysis

14 Casoli Arianna Ford Mustang 23 Lintukanto Leevi Chevrolet Camaro

Lady Legend

Speedhouse

Team Bleekemolen

Lap	D	Time	Sector 1	Sector 2	Sector 3	T. Spd	Elapsed	Lap	D	Time	Sector 1	Sector 2	Sector 3	T. Spd	Elapsed
1		14:26:11.435	14:24:55.109	44.653	31.673		14:26:11.435	1		14:22:32.655	14:21:25.849	38.075	28.731		14:22:32.655
2		1:57.641	43.013	41.643	32.985		14:28:09.076	2		1:46.932	39.740	38.035	29.157		14:24:19.587
3		2:01.293 P	42.120	39.063	40.110		14:30:10.369	3		1:47.144	39.503	38.671	28.970		14:26:06.731
4		3:40.804	2:31.665	38.911	30.228		14:33:51.173	4		1:46.822	39.465	38.266	29.091		14:27:53.553
5		1:50.584	41.491	39.031	30.062		14:35:41.757	5		1:45.298	39.538	37.336	28.424		14:29:38.851
6		1:50.754	41.563	39.152	30.039		14:37:32.511	6		1:45.446	39.537	37.397	28.512		14:31:24.297
7		1:50.128	40.897	39.346	29.885		14:39:22.639	7		1:47.444	40.196	37.660	29.588		14:33:11.741
8		1:52.005	42.037	39.474	30.494		14:41:14.644	8		1:47.064	39.796	37.970	29.295		14:34:58.802
9		1:53.390	41.375	38.754	33.261		14:43:08.034	9		1:58.604 P	42.359	38.741	37.504		14:36:57.406
10		1:51.854	42.124	39.142	30.588		14:44:59.888	10		5:49.083	4:39.923	39.871	29.289		14:42:46.489
11		1:50.810	41.568	39.000	30.242		14:46:50.698	11		1:47.954	40.269	38.019	29.666		14:44:34.443
12		1:49.682	41.097	38.494	30.091		14:48:40.380	12		2:13.086 P	41.047	42.994	49.045		14:46:47.529
13		1:49.411	41.071	38.475	29.865		14:50:29.791	24							
14		2:16.548 P	50.848	44.615	41.085		14:52:46.339								

16 De Matteo Alfredo Shadow DNM8 24 Malcharek Christian Chevrolet Camaro

Rookie

MK1 Racing - RaceArt Technology

PK Carsport

Lap	D	Time	Sector 1	Sector 2	Sector 3	T. Spd	Elapsed	Lap	D	Time	Sector 1	Sector 2	Sector 3	T. Spd	Elapsed
1		14:23:02.760	14:21:55.354	38.566	28.840		14:23:02.760	1		14:22:38.235	14:21:30.054	38.403	29.778		14:22:38.235
2		1:46.879	40.935	37.480	28.464		14:24:49.639	2		1:48.491	40.700	38.357	29.434		14:24:26.726
3		1:46.533	40.619	37.134	28.780		14:26:36.172	3		1:47.977	40.404	37.958	29.615		14:26:14.703
4		1:56.640 P	39.865	37.203	39.572		14:28:32.812	4		1:48.923	41.190	38.392	29.341		14:28:03.626
5		4:27.848		5:15.811	28.812		14:33:00.660	5		1:47.440	40.489	37.757	29.194		14:29:51.066
6		1:46.889	40.109	37.552	29.228		14:34:47.549	6		1:54.017 P	40.223	37.565	36.229		14:31:45.083
7		1:45.277	39.365	37.297	28.615		14:36:32.826	7		4:01.320	2:53.072	38.707	29.541		14:35:46.403
8		1:53.229 P	39.541	37.188	36.500		14:38:26.055	8		1:46.954	39.986	37.739	29.229		14:37:33.357
9		3:36.322	2:30.541	37.000	28.781		14:42:02.377	9		1:47.695	40.661	37.941	29.093		14:39:21.052
10		1:45.672	39.324	37.443	28.805		14:43:47.949	10		1:46.710	40.158	37.511	29.041		14:41:07.762
11		1:45.689	39.744	37.253	28.692		14:45:33.638	11		1:46.693	39.997	37.572	29.124		14:42:54.455
12		1:45.962	39.850	37.181	28.931		14:47:19.600	12		1:46.916	39.873	37.539	29.504		14:44:41.371
13		1:46.163	39.751	37.403	29.009		14:49:05.763	13		1:49.022	40.738	37.865	30.419		14:46:30.393
14		1:54.167 P	39.332	37.232	37.603		14:50:59.930	14		1:48.285	40.255	38.629	29.401		14:48:18.678
								15		1:47.050	40.214	37.540	29.296		14:50:05.728
								16		2:06.289 P	43.299	45.866	37.124		14:52:12.017

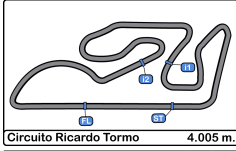
17 Garisto Francesco Shadow DNM8 27 Schober Patrick Ford Mustang

MK1 Racing - RaceArt Technology

Rookie

Double V

Lap	D	Time	Sector 1	Sector 2	Sector 3	T. Spd	Elapsed	Lap	D	Time	Sector 1	Sector 2	Sector 3	T. Spd	Elapsed
1		14:23:22.407	14:22:16.074	37.534	28.799		14:23:22.407	1		14:30:12.148	14:28:57.769	43.228	31.151		14:30:12.148
2		24:45.221 P	41.369		25:14.020		14:48:07.628	2		1:47.478	40.743	37.577	29.158		14:31:59.626
								3		1:49.583	40.299	38.414	30.870		14:33:49.209
								4		1:47.491	40.464	37.696	29.331		14:35:36.700
								5		1:49.228	40.110	39.124	29.994		14:37:25.928
								6		1:47.188	40.188	37.625	29.375		14:39:13.116
								7		1:54.524	40.074	40.566	30.881		14:41:04.637
								8		1:47.502	39.954	38.053	29.495		14:42:52.139
								9		1:46.920	39.901	37.574	29.445		14:44:39.059
								10		1:55.194	42.109	41.116	31.966		14:46:34.250
								11		1:48.230	40.339	38.014	29.877		14:48:22.480
								12		2:00.887 P	41.107	41.114	38.666		14:50:23.367

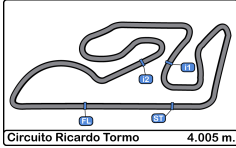


Circuit Ricardo Tormo
EURONASCAR 2
Free Practice - 1
Lap Analysis

29 Koloc Aliyyah Ford Mustang 40							Hauer Matthias Ford Mustang								
Lady Rookie			Buggyra ZM-MFT Racing				Legend				Speedhouse				
Lap	D	Time	Sector 1	Sector 2	Sector 3	T. Spd	Elapsed	Lap	D	Time	Sector 1	Sector 2	Sector 3	T. Spd	Elapsed
1		14:23:00.164	14:21:49.152	40.317	30.695		14:23:00.164	1		14:28:25.341	14:27:05.123	44.118	36.100		14:28:25.341
2		1:48.775	40.347	38.604	29.824		14:24:48.939	2		1:57.847	45.773	40.691	31.383		14:30:23.188
3		1:50.025	41.733	38.956	29.336		14:26:38.964	3		1:51.683	42.102	39.051	30.530		14:32:14.871
4		1:49.365	40.085	39.097	30.183		14:28:28.329	4		1:51.740	41.942	39.178	30.620		14:34:06.611
5		1:49.533	40.845	38.392	30.296		14:30:17.862	5		1:53.596	41.577	40.914	31.105		14:36:00.207
6		1:47.615	40.441	37.812	29.362		14:32:05.477	6		2:01.836	44.776	42.173	34.887		14:38:02.043
7		1:47.573	40.259	37.795	29.519		14:33:53.050	7		1:54.822	42.540	39.362	32.920		14:39:56.865
8		1:58.037 P	41.220	38.708	38.109		14:35:51.087	8		1:55.536	44.908	40.326	30.302		14:41:52.401
9		5:06.768	3:57.763	38.808	30.197		14:40:57.855	9		1:49.717	41.280	38.716	29.721		14:43:42.118
10		1:49.558	40.413	39.760	29.385		14:42:47.413	10		1:54.892	43.382	40.486	31.024		14:45:37.010
11		1:47.814	40.317	38.237	29.260		14:44:35.227	11		2:03.189 P	43.276	40.008	39.905		14:47:40.199
12		1:49.644	41.168	38.671	29.805		14:46:24.871	12			2:10.122				
13		1:48.093	40.072	37.809	30.212		14:48:12.964	44 Koikkalainen Janne Chevrolet Camaro							
14		1:48.351	40.436	38.063	29.852		14:50:01.315	Rookie Team Bleekemolen							
15		2:32.500 P	43.992	50.848	57.660		14:52:33.815								

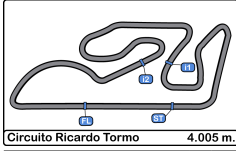
33 Joffreau Paul Ford Mustang							44								
Rookie			Speedhouse				Rookie				Team Bleekemolen				
Lap	D	Time	Sector 1	Sector 2	Sector 3	T. Spd	Elapsed	Lap	D	Time	Sector 1	Sector 2	Sector 3	T. Spd	Elapsed
1		14:22:45.474	14:21:37.753	37.950	29.771		14:22:45.474	1		14:30:19.579	14:28:57.154	48.579	33.846		14:30:19.579
2		1:46.285	39.903	37.399	28.983		14:24:31.759	2		1:53.108	43.463	39.384	30.261		14:32:12.687
3		1:45.590	39.495	37.077	29.018		14:26:17.349	3		1:50.476	41.615	38.563	30.298		14:34:03.163
4		1:50.422	40.525	38.468	31.429		14:28:07.771	4		1:50.279	41.371	38.863	30.045		14:35:53.442
5		1:45.549	39.899	36.738	28.882		14:29:53.290	5		1:51.790	42.729	38.980	30.081		14:37:45.232
6		1:45.604	39.458	36.952	29.194		14:31:38.894	6		1:52.094	42.862	39.291	29.941		14:39:37.326
7		1:45.303	39.392	36.832	29.079		14:33:24.197	7		1:57.380 P	41.380	38.351	37.649		14:41:34.706
8		1:44.953	39.592	36.661	28.700		14:35:09.150	8		5:29.821	4:19.100	40.610	30.111		14:47:04.527
9		1:45.071	39.188	36.947	28.936		14:36:54.221	9		1:59.889 P	41.350	39.072	39.467		14:49:04.416
10		1:45.080	39.548	36.661	28.871		14:38:39.301	46 Gomes Miguel Chevrolet Camaro							
11		1:52.645 P	39.352	37.472	35.821		14:40:31.946	Legend Marko Stipp Motorsport							

38 Koloc Yasmeen Ford Mustang							46								
Lady Rookie			Buggyra ZM-MFT Racing				Legend				Marko Stipp Motorsport				
Lap	D	Time	Sector 1	Sector 2	Sector 3	T. Spd	Elapsed	Lap	D	Time	Sector 1	Sector 2	Sector 3	T. Spd	Elapsed
1		14:24:21.713	14:23:09.555	41.483	30.675		14:24:21.713	1		14:35:48.670	14:34:37.500	40.592	30.578		14:35:48.670
2		1:52.804	42.162	40.172	30.470		14:26:14.517	2		1:49.000	41.600	38.201	29.199		14:37:37.670
3		1:55.643	43.047	41.257	31.339		14:28:10.160	3		1:49.655	41.133	38.459	30.063		14:39:27.325
4		1:53.218	42.524	39.945	30.749		14:30:03.378	4		1:47.933	40.463	38.253	29.217		14:41:15.258
5		1:52.599	41.783	40.438	30.378		14:31:55.977	5		1:51.002	41.333	38.577	31.092		14:43:06.260
6		1:53.443	42.082	39.974	31.387		14:33:49.420	6		1:48.679	40.368	38.198	30.113		14:44:54.939
7		1:51.354	41.437	39.920	29.994		14:35:40.771	7		1:48.446	40.584	38.142	29.390		14:46:43.055
8		2:43.631 P	1:22.307	42.192	39.132		14:38:24.402	8		1:47.530	40.331	37.997	29.202		14:48:30.585
								9		1:47.525	40.270	37.959	29.296		14:50:18.110
								10		2:17.365 P	45.742	43.388	48.235		14:52:35.475



Circuit Ricardo Tormo
EURONASCAR 2
Free Practice - 1
Lap Analysis

47 Colavita Leonardo							54 Del Castello Luli													
Rookie Chevrolet Camaro Racers Motorsport							Lady Rookie CAAL Racing													
Lap	D	Time	Sector 1	Sector 2	Sector 3	T. Spd	Elapsed	Lap	D	Time	Sector 1	Sector 2	Sector 3	T. Spd	Elapsed					
1		14:35:43.995	14:34:37.706	37.360	28.929		14:35:43.995	1		14:23:46.155	14:22:28.725	44.410	33.020		14:23:46.155					
2		1:45.246	39.539	37.199	28.508		14:37:29.241	2		1:51.688	42.746	39.160	29.782		14:25:37.843					
3		1:44.534	39.297	36.675	28.562		14:39:13.775	3		1:47.906	40.832	37.676	29.398		14:27:25.749					
4		1:45.998	39.672	37.154	29.172		14:40:59.773	4		1:47.378	40.354	37.833	29.191		14:29:13.127					
5		1:44.986	39.032	37.186	28.768		14:42:44.759	5		1:57.094 P	40.412	39.153	37.529		14:31:10.221					
6		1:44.599	38.943	36.894	28.762		14:44:29.358	6		3:22.275	2:14.564	38.138	29.573		14:34:32.496					
7		1:45.917	39.127	36.948	29.842		14:46:15.275	7		1:48.190	40.634	38.136	29.420		14:36:20.686					
8		2:00.630 P	42.591	41.221	36.818		14:48:15.905	8		1:47.842	40.813	37.849	29.180		14:38:08.528					
48 Sokolovskiy Yevgen							Chevrolet Camaro Marko Stipp Motorsport							9		1:47.160	39.980	37.769	29.411	14:39:55.688
														10		1:48.232	40.718	38.192	29.322	14:41:43.920
Legend														11		1:47.762	40.096	37.682	29.984	14:43:31.682
														12		1:47.367	40.200	37.957	29.210	14:45:19.049
1		14:26:03.580	14:24:54.737	39.408	29.435		14:26:03.580	13		1:46.736	39.904	37.776	29.056		14:47:05.785					
2		1:45.988	39.750	37.339	28.899		14:27:49.568	14		1:48.502	40.613	38.440	29.449		14:48:54.287					
3		1:45.428	39.354	37.403	28.671		14:29:34.996	15		1:46.723	40.129	37.419	29.175		14:50:41.010					
4		1:51.586 P	39.608	37.759	34.219		14:31:26.582	16		2:21.615 P	50.144	47.814	43.657		14:53:02.625					
5		2:58.925	1:52.506	37.326	29.093		14:34:25.507	56 Linster Gil Ford Mustang												
6		1:46.748	40.288	37.368	29.062		14:36:12.225	CAAL Racing												
7		1:54.658 P	39.824	37.234	37.600		14:38:06.883	Lap	D	Time	Sector 1	Sector 2	Sector 3	T. Spd	Elapsed					
8		5:00.965	3:53.673	38.336	28.956		14:43:07.848	1		14:24:27.398	14:23:17.691	40.601	29.106		14:24:27.398					
9		1:46.778	39.594	37.723	29.461		14:44:54.626	2		1:51.453	41.374	37.595	32.484		14:26:18.851					
10		1:46.537	39.917	37.339	29.281		14:46:41.163	3		1:48.379	39.443	38.409	30.518		14:28:07.221					
11		1:51.678 P	39.983	37.813	33.882		14:48:32.841	4		1:45.195	39.503	36.865	28.827		14:29:52.416					
50 Hezemans Liam							Ford Mustang Hendriks Motorsport							5		1:55.379 P	39.345	37.711	38.323	14:31:47.795
														6		3:11.854	2:05.467	37.027	29.360	14:34:59.649
Lap	D	Time	Sector 1	Sector 2	Sector 3	T. Spd	Elapsed	7		1:45.627	40.015	37.066	28.546		14:36:45.276					
1		14:22:18.630	14:21:12.295	37.527	28.808		14:22:18.630	8		1:45.096	39.502	37.131	28.463		14:38:30.372					
2		1:46.266	39.762	36.919	29.585		14:24:04.896	9		1:44.534	39.072	36.818	28.644		14:40:14.906					
3		1:46.963	40.013	38.057	28.893		14:25:51.859	10		1:57.903 P	39.315	38.104	40.484		14:42:12.809					
4		1:45.446	39.534	37.259	28.653		14:27:37.305	58 Lenz Christoph Chevrolet Camaro												
5		1:46.799	40.873	37.060	28.857		14:29:24.095	Rookie Racingfuel Motorsport												
6		1:46.869	40.657	37.342	28.861		14:31:10.955	Lap	D	Time	Sector 1	Sector 2	Sector 3	T. Spd	Elapsed					
7		1:54.864 P	40.939	37.612	36.313		14:33:05.819	1		14:38:11.888	14:37:03.618	38.873	29.397		14:38:11.888					
8		5:39.325	4:33.024	37.367	28.934		14:38:45.144	2		1:46.986	40.331	37.577	29.078		14:39:58.874					
9		1:46.429	39.935	37.257	29.237		14:40:31.573	3		1:48.619	40.681	38.370	29.568		14:41:47.493					
10		1:45.471	39.592	36.910	28.969		14:42:17.044	4		1:46.584	39.790	37.779	29.015		14:43:34.077					
11		1:47.077	40.017	37.654	29.406		14:44:04.121	5		1:47.336	40.062	37.921	29.353		14:45:21.413					
12		1:45.638	39.615	37.163	28.860		14:45:49.759	6		1:47.808	40.248	37.760	29.800		14:47:09.221					
13		1:53.773 P	40.039	37.110	36.624		14:47:43.532	7		1:47.390	40.207	37.956	29.227		14:48:56.611					
								8		1:55.648 P	40.455	37.662	37.531		14:50:52.259					



Circuit Ricardo Tormo
EURONASCAR 2
Free Practice - 1
Lap Analysis

64 Quintal Eric Ford Mustang **72** Bleekemolen Michael Ford Mustang

Legend							Speedhouse							Legend							Team Bleekemolen						
Lap	D	Time	Sector 1	Sector 2	Sector 3	T. Spd	Elapsed	Lap	D	Time	Sector 1	Sector 2	Sector 3	T. Spd	Elapsed	Lap	D	Time	Sector 1	Sector 2	Sector 3	T. Spd	Elapsed				
1		14:28:54.129	14:27:33.715	45.361	35.053		14:28:54.129	1		14:25:47.577	14:24:36.814	40.904	29.859		14:25:47.577												
2		1:56.639	43.724	41.527	31.388		14:30:50.768	2		1:49.122	41.211	38.276	29.635		14:27:36.699												
3		1:53.160	42.838	39.361	30.961		14:32:43.928	3		1:49.796	41.933	38.329	29.534		14:29:26.495												
4		1:52.508	42.584	39.202	30.722		14:34:36.436	4		1:55.811 P	40.617	38.499	36.695		14:31:22.306												
5		1:52.220	42.098	39.676	30.446		14:36:28.656	5		7:39.288	6:29.764	39.186	30.338		14:39:01.594												
6		1:54.350	43.736	40.005	30.609		14:38:23.006	6		1:47.253	40.653	37.237	29.363		14:40:48.847												
7		1:56.449	44.334	41.412	30.703		14:40:19.455	7		1:46.660	39.575	37.774	29.311		14:42:35.507												
8		1:53.055	42.118	40.211	30.726		14:42:12.510	8		1:46.147	39.588	37.625	28.904		14:44:21.624												
9		1:54.139	42.358	40.962	30.819		14:44:06.649	9		1:46.135	39.555	37.855	28.725		14:46:07.759												
10		1:52.195	41.766	39.748	30.681		14:45:58.844	10		1:46.181	39.728	37.039	29.414		14:47:53.940												
11		1:52.177	41.982	39.576	30.619		14:47:51.021	11		1:46.195	39.628	37.544	29.023		14:49:40.135												
12		1:51.537	41.584	39.857	30.096		14:49:42.558	12		2:06.083 P	39.877	42.456	43.750		14:51:46.218												
13		2:10.511 P	42.566	42.402	45.543		14:51:53.069																				

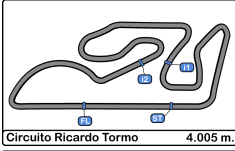
65 Benedetti Roberto Chevrolet Camaro **88** Naska Alberto Chevrolet Camaro

Legend							The Club Motorsport							Rookie							CAAL Racing						
Lap	D	Time	Sector 1	Sector 2	Sector 3	T. Spd	Elapsed	Lap	D	Time	Sector 1	Sector 2	Sector 3	T. Spd	Elapsed	Lap	D	Time	Sector 1	Sector 2	Sector 3	T. Spd	Elapsed				
1		14:24:40.023	14:23:30.159	40.315	29.549		14:24:40.023	1		14:22:52.513	14:21:46.724	37.237	28.552		14:22:52.513												
2		1:47.933	40.425	37.901	29.607		14:26:27.956	2		1:45.719	39.460	37.793	28.466		14:24:38.232												
3		1:50.434	40.536	39.224	30.674		14:28:18.390	3		1:45.172	39.337	37.214	28.621		14:26:23.404												
4		1:56.949 P	40.711	38.413	37.825		14:30:15.339	4		1:52.544 P	40.348	37.031	35.162		14:28:15.945												
5		4:00.602	2:51.525	39.134	29.943		14:34:15.941	5		3:30.778	2:18.709	39.485	32.584		14:31:46.723												
6		1:48.933	40.712	38.203	30.018		14:36:04.874	6		1:44.749	39.067	36.955	28.727		14:33:31.472												
7		1:59.560 P	41.782	39.264	38.514		14:38:04.434	7		1:58.375 P	39.609	45.786	32.980		14:35:29.847												
8								8		5:10.539	4:05.449	36.772	28.318		14:40:40.386												
9								9		1:43.063	38.621	36.052	28.390		14:42:23.449												
10								10		1:52.334	39.093	39.807	33.434		14:44:15.783												
11								11		1:57.520	38.903	41.076	37.541		14:46:13.303												
12								12		1:47.151	38.821	36.206	32.124		14:48:00.454												
13								13		1:43.723	38.590	36.635	28.498		14:49:44.177												
14								14		2:04.658 P	38.792	40.219	45.647		14:51:48.835												

69 De Groot Melvin Ford Mustang **89** Panebianco Alberto Chevrolet Camaro

Legend							Team Bleekemolen							Not Only Motorsport										
Lap	D	Time	Sector 1	Sector 2	Sector 3	T. Spd	Elapsed	Lap	D	Time	Sector 1	Sector 2	Sector 3	T. Spd	Elapsed	Lap	D	Time	Sector 1	Sector 2	Sector 3	T. Spd	Elapsed	
1		14:23:31.907	14:22:23.887	38.122	29.898		14:23:31.907	1		14:37:02.752	14:35:43.732	45.501	33.519		14:37:02.752									
2		1:47.235	40.039	37.633	29.563		14:25:19.142	2		2:01.110	44.974	42.533	33.603		14:39:03.862									
3		1:46.433	39.864	37.511	29.058		14:27:05.575	3		1:57.774	42.410	39.881	35.483		14:41:01.636									
4		1:47.240	39.944	37.692	29.604		14:28:52.815	4		1:58.846 P	42.294	39.475	37.077		14:43:00.482									
5		1:46.653	39.900	37.468	29.285		14:30:39.468	5		3:35.099	2:23.601	40.069	31.429		14:46:35.581									
6		1:46.380	39.609	37.394	29.377		14:32:25.848	6		1:51.127	41.608	38.971	30.548		14:48:26.708									
7		1:53.954 P	39.536	38.018	36.397		14:34:19.799	7		2:01.980 P	41.543	44.270	36.167		14:50:28.688									
8		6:51.225	5:42.321	39.126	29.778		14:41:11.024																	
9		1:49.949	40.085	39.280	30.584		14:43:00.973																	
10		1:45.304	39.402	37.013	28.889		14:44:46.277																	
11		1:45.298	39.430	37.047	28.821		14:46:31.575																	
12		1:44.946	39.500	36.842	28.604		14:48:16.521																	
13		1:45.204	39.054	37.519	28.631		14:50:01.725																	
14		1:58.870 P	39.433	37.514	41.923		14:52:00.595																	





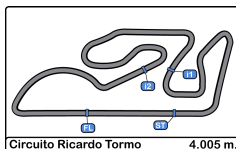
Circuit Ricardo Tormo
 EURONASCAR 2
 Free Practice - 1
 Lap Analysis

Circuito Ricardo Tormo 4.005 m.

90 Deodhar Advait Chevrolet Camaro
 Not Only Motorsport

Lap	D	Time	Sector 1	Sector 2	Sector 3	T. Spd	Elapsed
1		14:31:06.404	14:29:49.976	43.333	33.095		14:31:06.404
2		2:02.971 P	46.257	39.393	37.321		14:33:09.375
3		2:59.539	1:50.318	38.854	30.367		14:36:08.914
4		1:49.777	40.671	37.958	31.148		14:37:58.691
5		1:47.644	40.662	37.845	29.137		14:39:46.335
6		1:50.838	40.569	38.981	31.288		14:41:37.173
7		1:46.839	40.028	37.679	29.132		14:43:24.012
8		1:59.234 P	43.232	40.189	35.813		14:45:23.246
9		4:55.712 P	3:40.751	38.484	36.477		14:50:18.958





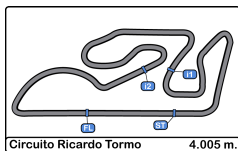
Circuit Ricardo Tormo

EURONASCAR 2

Free Practice - 1

Best Sectors Results

Sector - 1			Sector - 2			Sector - 3			Ideal Lap vs Best Lap						
Clas	Nº	Driver	Time	Nº	Driver	Time	Nº	Driver	Time	Clas	Nº	Driver	Ideal Lap	Best Lap	Clas
1	5	Tziortzis Vladimiros	38.343	88	Naska Alberto	36.052	5	Tziortzis Vladimiros	28.025	1	5	Tziortzis Vladimiros	1:42.554	1:42.554	1
2	88	Naska Alberto	38.590	5	Tziortzis Vladimiros	36.186	7	Doubek Martin	28.184	2	88	Naska Alberto	1:42.960	1:43.063	2
3	7	Doubek Martin	38.690	7	Doubek Martin	36.507	88	Naska Alberto	28.318	3	7	Doubek Martin	1:43.381	1:43.927	3
4	47	Colavita Leonardo	38.943	3	Delsaux Ulysse	36.600	3	Delsaux Ulysse	28.424	4	47	Colavita Leonardo	1:44.126	1:44.599	5
5	69	De Groot Melvin	39.054	33	Jouffreau Paul	36.661	23	Lintukanto Leevi	28.424	5	3	Delsaux Ulysse	1:44.162	1:44.202	4
6	56	Linster Gil	39.072	47	Colavita Leonardo	36.675	56	Linster Gil	28.463	6	56	Linster Gil	1:44.353	1:45.096	8
7	3	Delsaux Ulysse	39.138	56	Linster Gil	36.818	16	De Matteo Alfredo	28.464	7	69	De Groot Melvin	1:44.500	1:44.946	6
8	33	Jouffreau Paul	39.188	69	De Groot Melvin	36.842	47	Colavita Leonardo	28.508	8	33	Jouffreau Paul	1:44.549	1:45.071	7
9	16	De Matteo Alfredo	39.324	50	Hezemans Liam	36.910	69	De Groot Melvin	28.604	9	16	De Matteo Alfredo	1:44.788	1:46.163	13
10	48	Sokolovskiy Yevgen	39.354	16	De Matteo Alfredo	37.000	50	Hezemans Liam	28.653	10	50	Hezemans Liam	1:45.097	1:45.471	10
11	23	Lintukanto Leevi	39.465	72	Bleekemolen Michael	37.039	48	Sokolovskiy Yevgen	28.671	11	23	Lintukanto Leevi	1:45.225	1:45.298	9
12	50	Hezemans Liam	39.534	48	Sokolovskiy Yevgen	37.234	33	Jouffreau Paul	28.700	12	48	Sokolovskiy Yevgen	1:45.259	1:45.988	11
13	72	Bleekemolen Michael	39.555	23	Lintukanto Leevi	37.336	72	Bleekemolen Michael	28.725	13	72	Bleekemolen Michael	1:45.319	1:46.135	12
14	58	Lenz Christoph	39.790	8	Valeri Paolo	37.344	17	Garisto Francesco	28.799	14	8	Valeri Paolo	1:46.225	1:46.412	14
15	24	Malcharek Christian	39.873	54	Del Castello Luli	37.419	8	Valeri Paolo	28.975	15	54	Del Castello Luli	1:46.379	1:46.736	17
16	27	Schober Patrick	39.901	24	Malcharek Christian	37.511	58	Lenz Christoph	29.015	16	58	Lenz Christoph	1:46.382	1:46.584	15
17	54	Del Castello Luli	39.904	17	Garisto Francesco	37.534	24	Malcharek Christian	29.041	17	24	Malcharek Christian	1:46.425	1:46.693	16
18	8	Valeri Paolo	39.906	27	Schober Patrick	37.574	54	Del Castello Luli	29.056	18	27	Schober Patrick	1:46.633	1:47.188	18
19	90	Deodhar Advait	40.028	58	Lenz Christoph	37.577	90	Deodhar Advait	29.132	19	90	Deodhar Advait	1:46.839	1:49.777	26
20	29	Koloc Aliyyah	40.072	4	Panagiotis Yannick	37.648	27	Schober Patrick	29.158	20	29	Koloc Aliyyah	1:47.127	1:47.573	20
21	46	Gomes Miguel	40.270	90	Deodhar Advait	37.679	46	Gomes Miguel	29.199	21	46	Gomes Miguel	1:47.428	1:47.525	19
22	65	Benedetti Roberto	40.425	29	Koloc Aliyyah	37.795	29	Koloc Aliyyah	29.260	22	17	Garisto Francesco	1:47.702	Transpo	31
23	4	Panagiotis Yannick	40.753	65	Benedetti Roberto	37.901	4	Panagiotis Yannick	29.379	23	4	Panagiotis Yannick	1:47.780	1:48.185	22
24	14	Casoli Arianna	40.897	46	Gomes Miguel	37.959	65	Benedetti Roberto	29.549	24	65	Benedetti Roberto	1:47.875	1:47.933	21
25	1	Tronconi Andrea	40.949	44	Koikkalainen Janne	38.351	40	Hauer Matthias	29.721	25	1	Tronconi Andrea	1:49.126	1:49.409	23
26	40	Hauer Matthias	41.280	1	Tronconi Andrea	38.364	1	Tronconi Andrea	29.813	26	14	Casoli Arianna	1:49.237	1:49.411	24
27	44	Koikkalainen Janne	41.350	14	Casoli Arianna	38.475	14	Casoli Arianna	29.865	27	44	Koikkalainen Janne	1:49.642	1:50.279	27
28	17	Garisto Francesco	41.369	40	Hauer Matthias	38.716	44	Koikkalainen Janne	29.941	28	40	Hauer Matthias	1:49.717	1:49.717	25
29	38	Koloc Yasmeen	41.437	89	Panebianco Alberto	38.971	38	Koloc Yasmeen	29.994	29	64	Quintal Eric	1:50.882	1:51.537	29
30	89	Panebianco Alberto	41.543	64	Quintal Eric	39.202	64	Quintal Eric	30.096	30	89	Panebianco Alberto	1:51.062	1:51.127	28
31	64	Quintal Eric	41.584	38	Koloc Yasmeen	39.920	89	Panebianco Alberto	30.548	31	38	Koloc Yasmeen	1:51.351	1:52.804	30



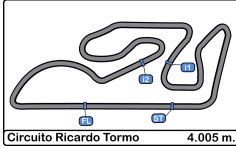
Circuit Ricardo Tormo

EURONASCAR 2

Free Practice - 1

Best 5 Lap Times

Cls	N°	Driver	Nat	Cat	Cls	Team	Nat	Vehicle	Best 1		Best 2		Best 3		Best 4		Best 5	
									Time	Lap	Time	Lap	Time	Lap	Time	Lap	Time	Lap
1	5	Tziortzis Vladimiro	CYP			Academy Motorsport / Alex Caffi Motorsport	ITA	EuroNASCAR FJ	1:42.554	3	1:43.806	4	1:44.330	5	1:44.671	2	2:00.836	6
2	88	Naska Alberto	ITA	Rooki	1	CAAL Racing	ITA	Chevrolet Camaro	1:43.063	9	1:44.749	6	1:45.172	3	1:45.719	2	1:47.151	12
3	7	Doubek Martin	CZE			Hendriks Motorsport	NLD	Ford Mustang	1:43.927	4	1:44.398	3	1:44.398	7	1:44.595	2	1:44.643	9
4	3	Delsaux Ulysse	FRA			RDV Competition	FRA	EuroNASCAR FJ	1:44.202	10	1:44.623	9	1:44.778	14	1:44.839	11	1:45.249	2
5	47	Colavita Leonardo	ITA	Rooki	2	Racers Motorsport	ITA	Chevrolet Camaro	1:44.599	6	1:44.986	5	1:45.917	7	2:00.630	8		
6	69	De Groot Melvin	NLD	Lege	1	Team Bleekemolen	NLD	Ford Mustang	1:44.946	12	1:45.204	13	1:45.298	11	1:45.304	10	1:47.235	2
7	33	Jouffreau Paul	FRA	Rooki	3	Speedhouse	FRA	Ford Mustang	1:45.071	9	1:45.080	10	1:45.303	7	1:45.604	6	1:46.285	2
8	56	Linster Gil	LUX			CAAL Racing	ITA	Ford Mustang	1:45.096	8								
9	23	Lintukanto Leevi	FIN			Team Bleekemolen	NLD	Chevrolet Camaro	1:45.298	5	1:45.446	6	1:46.822	4	1:46.932	2	1:47.144	3
10	50	Hezemans Liam	NLD	Rooki	4	Hendriks Motorsport	NLD	Ford Mustang	1:45.471	10	1:45.638	12	1:46.266	2	1:46.429	9	1:46.963	3
11	48	Sokolovskiy Yevgen	UKR	Lege	2	Marko Stipp Motorsport	DEU	Chevrolet Camaro	1:45.988	2	1:54.658	7	5:00.965	8				
12	72	Bleekemolen Michael	NLD	Lege	3	Team Bleekemolen	NLD	Ford Mustang	1:46.135	9	1:46.181	10	1:46.195	11	1:47.253	6	1:49.122	2
13	16	De Matteo Alfredo	ITA	Rooki	5	MK1 Racing - RaceArt	ITA	Shadow DNM8	1:46.163	13	1:46.879	2	1:53.229	8	1:54.167	14	3:36.322	9
14	8	Valeri Paolo	ITA	Lege	4	Racers Motorsport	ITA	Chevrolet Camaro	1:46.412	5	1:46.818	4	1:46.984	6	1:47.187	9	1:47.351	3
15	58	Lenz Christoph	CHE	Rooki Leoen	1	Racingfuel Motorsport	CHE	Chevrolet Camaro	1:46.584	4	1:46.986	2	1:47.336	5	1:47.390	7	1:47.808	6
16	24	Malcharek Christian	SVK			PK Carsport	BEL	Chevrolet Camaro	1:46.693	11	1:46.710	10	1:46.916	12	1:46.954	8	1:47.440	5
17	54	Del Castello Luli	ITA	Lady Rooki	1	CAAL Racing	ITA	Chevrolet Camaro	1:46.736	13	1:47.160	9	1:47.367	12	1:47.378	4	1:47.762	11
18	27	Schober Patrick	AUT	Rooki	6	Double V	ITA	Ford Mustang	1:47.188	6	1:47.478	2	1:47.491	4	1:47.502	8	1:48.230	11
19	46	Gomes Miguel	PRY	Lege	5	Marko Stipp Motorsport	DEU	Chevrolet Camaro	1:47.525	9	1:47.530	8	1:47.933	4	1:48.679	6	1:49.000	2
20	29	Koloc Aliyyah	ARE	Lady Rooki	2	Buggyra ZM-MFT Racing	ARE	Ford Mustang	1:47.573	7	1:47.615	6	1:47.814	11	1:48.093	13	1:48.351	14
21	65	Benedetti Roberto	ITA	Lege	6	The Club Motorsport	ITA	Chevrolet Camaro	1:47.933	2	1:48.933	6	1:50.434	3	1:56.949	4	1:59.560	7
22	4	Panagiotis Yannick	FRA	Rooki Leoen	2	Panasport	FRA	Ford Mustang	1:48.185	3	1:49.632	2	1:49.983	5	1:52.019	4	2:02.150	7
23	1	Tronconi Andrea	ITA	Rooki Leoen	1	Academy Motorsport / Alex Caffi Motorsport	ITA	Ford Mustang	1:49.409	10	1:51.090	9	1:51.324	11	1:52.741	8	2:04.331	4
24	14	Casoli Arianna	ITA	Lady Leoen	1	Speedhouse	FRA	Ford Mustang	1:49.411	13	1:49.682	12	1:50.128	7	1:50.584	5	1:50.754	6
25	40	Hauer Matthias	DEU	Lege	7	Speedhouse	FRA	Ford Mustang	1:49.717	9	1:51.683	3	1:51.740	4	1:53.596	5	1:54.822	7
26	90	Deodhar Advait	IND			Not Only Motorsport	ITA	Chevrolet Camaro	1:49.777	4	2:02.971	2	2:59.539	3	4:55.712	9		
27	44	Koikkalainen Janne	FIN	Rooki Leoen	3	Team Bleekemolen	NLD	Chevrolet Camaro	1:50.279	4	1:50.476	3	1:51.790	5	1:52.094	6	1:53.108	2
28	89	Panebianco Alberto	ITA			Not Only Motorsport	ITA	Chevrolet Camaro	1:51.127	6	1:57.774	3	1:58.846	4	2:01.110	2	2:01.980	7
29	64	Quintal Eric	FRA	Lege	8	Speedhouse	FRA	Ford Mustang	1:51.537	12	1:52.177	11	1:52.195	10	1:52.220	5	1:52.508	4
30	38	Koloc Yasmeen	ARE	Lady Rooki	3	Buggyra ZM-MFT Racing	ARE	Ford Mustang	1:52.804	2	1:53.218	4	2:43.631	8				
31	17	Garisto Francesco	ITA			MK1 Racing - RaceArt	ITA	Shadow DNM8	24:45.22	2								



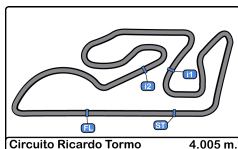
Circuit Ricardo Tormo

EURONASCAR 2

Free Practice - 1

Fastest Laps Sequence

Lap	Time of Day	Session Time	Nº	Driver	Nat	Cat	Team	Nat	Vehicle	Time	Km/h
2	14:24:04.896	4:04.896	50	Hezemans Liam		Rookie	Hendriks Motorsport		Ford Mustang	1:46.266	135.6
2	14:24:11.797	4:11.797	3	Delsaux Ulysse			RDV Competition		EuroNASCAR FJ	1:45.249	136.9
3	14:26:23.404	6:23.404	88	Naska Alberto		Rookie	CAAL Racing		Chevrolet Camaro	1:45.172	137.0
2	14:28:57.396	8:57.396	7	Doubek Martin			Hendriks Motorsport		Ford Mustang	1:44.595	137.8
3	14:30:41.794	10:41.794	7	Doubek Martin			Hendriks Motorsport		Ford Mustang	1:44.398	138.1
4	14:32:25.721	12:25.721	7	Doubek Martin			Hendriks Motorsport		Ford Mustang	1:43.927	138.7
3	14:32:29.170	12:29.170	5	Tziortzis Vladimiros			Academy Motorsport / Alex Caffi Motorsport		EuroNASCAR FJ	1:42.554	140.5



Circuit Ricardo Tormo

EURONASCAR 2

Free Practice - 1

Pit Stop Analysis

1 Tronconi Andrea Ford Mustang
RookieLegen Academy Motorsport / Alex Caffi

N°	In Day Time	In Time	Out Time	Pit Time	T. Pit Time	Handicap	Diff.
1	14:35:32.466	14:35:32.466	14:39:52.182	4:19.716	4:19.716		

3 Delsaux Ulysse EuroNASCAR FJ
RDV Competition

N°	In Day Time	In Time	Out Time	Pit Time	T. Pit Time	Handicap	Diff.
1	14:33:10.163	14:33:10.163	14:37:48.417	4:38.254	4:38.254		

7 Doubek Martin Ford Mustang
Hendriks Motorsport

N°	In Day Time	In Time	Out Time	Pit Time	T. Pit Time	Handicap	Diff.
1	14:34:12.210	14:34:12.210	14:36:32.658	2:20.448	2:20.448		

8 Valeri Paolo Chevrolet Camaro
Legend Racers Motorsport

N°	In Day Time	In Time	Out Time	Pit Time	T. Pit Time	Handicap	Diff.
1	14:43:51.021	14:43:51.021	14:46:44.408	2:53.387	2:53.387		

14 Casoli Arianna Ford Mustang
Lady Legend Speedhouse

N°	In Day Time	In Time	Out Time	Pit Time	T. Pit Time	Handicap	Diff.
1	14:30:07.852	14:30:07.852	14:31:57.354	1:49.502	1:49.502		

16 De Matteo Alfredo Shadow DNM8
Rookie MK1 Racing - RaceArt Technology

N°	In Day Time	In Time	Out Time	Pit Time	T. Pit Time	Handicap	Diff.
1	14:28:29.966	14:28:29.966	14:31:12.090	2:42.124	2:42.124		
2	14:38:22.934	14:38:22.934	14:40:17.471	1:54.537	4:36.661		

23 Lintukanto Leevi Chevrolet Camaro
Team Bleekemolen

N°	In Day Time	In Time	Out Time	Pit Time	T. Pit Time	Handicap	Diff.
1	14:36:54.873	14:36:54.873	14:40:56.457	4:01.584	4:01.584		

24 Malcharek Christian Chevrolet Camaro
PK Carsport

N°	In Day Time	In Time	Out Time	Pit Time	T. Pit Time	Handicap	Diff.
1	14:31:42.547	14:31:42.547	14:33:58.595	2:16.048	2:16.048		

29 Koloc Aliyyah Ford Mustang
Lady Rookie Buggyra ZM-MFT Racing

N°	In Day Time	In Time	Out Time	Pit Time	T. Pit Time	Handicap	Diff.
1	14:35:48.144	14:35:48.144	14:39:05.119	3:16.975	3:16.975		

40 Hauer Matthias Ford Mustang
Legend Speedhouse

N°	In Day Time	In Time	Out Time	Pit Time	T. Pit Time	Handicap	Diff.
1	14:47:37.639	14:47:37.639	14:49:09.971	1:32.332	1:32.332		

44 Koikkalainen Janne Chevrolet Camaro
Rookie Team Bleekemolen

N°	In Day Time	In Time	Out Time	Pit Time	T. Pit Time	Handicap	Diff.
1	14:41:31.939	14:41:31.939	14:45:06.942	3:35.003	3:35.003		

48 Sokolovskiy Yevgen Chevrolet Camaro
Legend Marko Stipp Motorsport

N°	In Day Time	In Time	Out Time	Pit Time	T. Pit Time	Handicap	Diff.
1	14:31:24.278	14:31:24.278	14:32:40.751	1:16.473	1:16.473		
2	14:38:04.355	14:38:04.355	14:41:19.806	3:15.451	4:31.924		

50 Hezemans Liam Ford Mustang
Rookie Hendriks Motorsport

N°	In Day Time	In Time	Out Time	Pit Time	T. Pit Time	Handicap	Diff.
1	14:33:03.565	14:33:03.565	14:36:58.231	3:54.666	3:54.666		

54 Del Castello Luli Chevrolet Camaro
Lady Rookie CAAL Racing

N°	In Day Time	In Time	Out Time	Pit Time	T. Pit Time	Handicap	Diff.
1	14:31:07.818	14:31:07.818	14:32:43.220	1:35.402	1:35.402		

56 Linster Gil Ford Mustang
CAAL Racing

N°	In Day Time	In Time	Out Time	Pit Time	T. Pit Time	Handicap	Diff.
1	14:31:45.497	14:31:45.497	14:33:15.304	1:29.807	1:29.807		

65 Benedetti Roberto Chevrolet Camaro
Legend The Club Motorsport

N°	In Day Time	In Time	Out Time	Pit Time	T. Pit Time	Handicap	Diff.
1	14:30:12.842	14:30:12.842	14:32:24.428	2:11.586	2:11.586		

69 De Groot Melvin Ford Mustang
Legend Team Bleekemolen

N°	In Day Time	In Time	Out Time	Pit Time	T. Pit Time	Handicap	Diff.
1	14:34:17.248	14:34:17.248	14:39:16.812	4:59.564	4:59.564		

72 Bleekemolen Michael Ford Mustang
Legend Team Bleekemolen

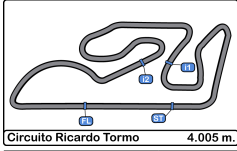
N°	In Day Time	In Time	Out Time	Pit Time	T. Pit Time	Handicap	Diff.
1	14:31:19.068	14:31:19.068	14:37:07.568	5:48.500	5:48.500		

88 Naska Alberto Chevrolet Camaro
Rookie CAAL Racing

N°	In Day Time	In Time	Out Time	Pit Time	T. Pit Time	Handicap	Diff.
1	14:28:14.004	14:28:14.004	14:29:57.527	1:43.523	1:43.523		
2	14:35:28.045	14:35:28.045	14:38:54.997	3:26.952	5:10.475		

89 Panebianco Alberto Chevrolet Camaro
Not Only Motorsport

N°	In Day Time	In Time	Out Time	Pit Time	T. Pit Time	Handicap	Diff.
1	14:42:58.055	14:42:58.055	14:44:41.845	1:43.790	1:43.790		

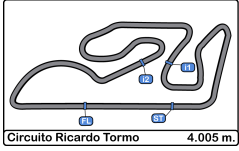


Circuit Ricardo Tormo
 EURONASCAR 2
 Free Practice - 1
 Pit Stop Analysis

90 Deodhar Advait Chevrolet Camaro
 Not Only Motorsport

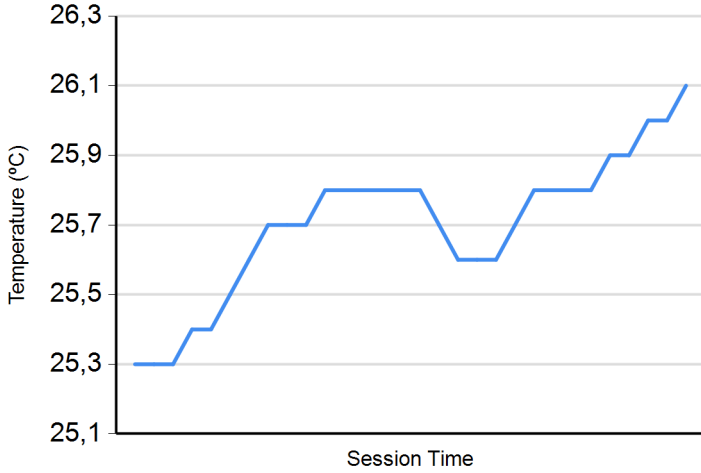
N°	In Day Time	In Time	Out Time	Pit Time	T. Pit Time	Handicap	Diff.
1	14:33:06.529	14:33:06.529	14:34:11.882	1:05.353	1:05.353		
2	14:45:20.583	14:45:20.583	14:48:12.192	2:51.609	3:56.962		



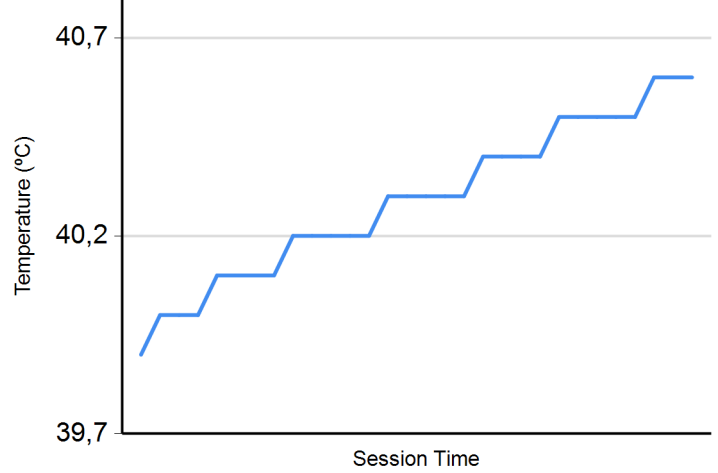


Circuit Ricardo Tormo
EURONASCAR 2
Free Practice - 1
Weather Report

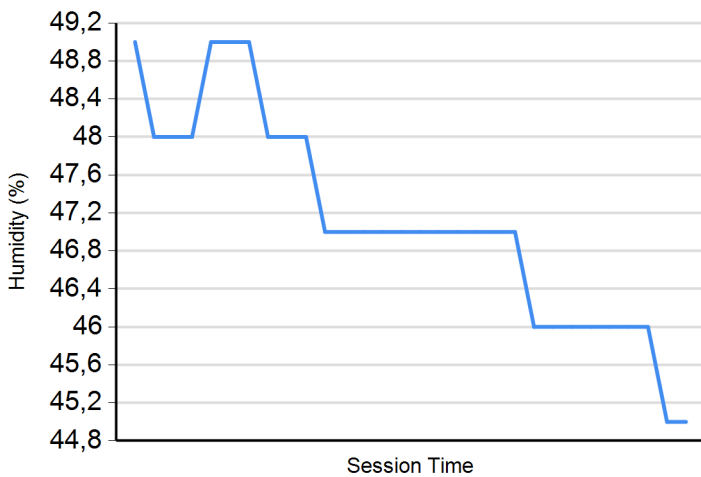
Air Temperature



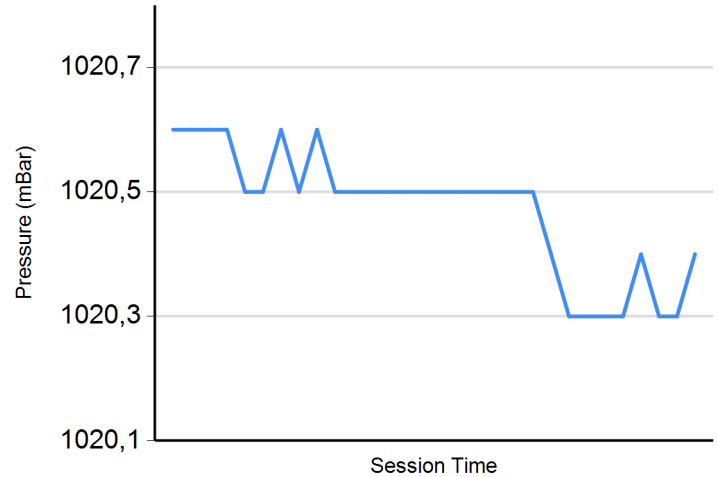
Track Temperature



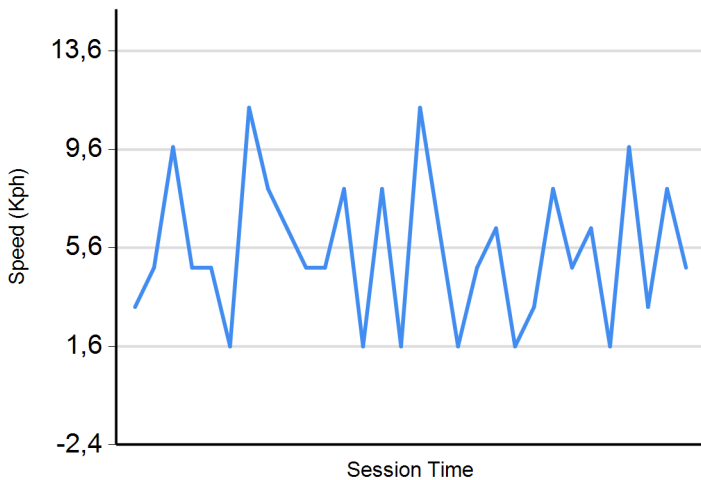
Humidity



Pressure



Wind Speed



Wind direction

North = 0°/360° Est = 90° South = 180° West = 270°

