

Circuit Ricardo Tormo

EURONASCAR 2

Free Practice - 2

Provisional Results

Clas	Nº	Driver	Nat	Cat	Clas	Team	Nat	Vehicle	Laps	Best	Time	Gap	Interval	Km/h
1	88	Naska Alberto	ITA	Rookie	1	CAAL Racing	ITA	Chevrolet Camaro	16	15	1:43.077			139.8
2	7	Doubek Martin	CZE			Hendriks Motorsport	NLD	Ford Mustang	13	3	1:43.161	0.084	0.084	139.7
3	50	Hezemans Liam	NLD	Rookie	2	Hendriks Motorsport	NLD	Ford Mustang	14	9	1:43.435	0.358	0.274	139.3
4	56	Linster Gil	LUX			CAAL Racing	ITA	Ford Mustang	9	4	1:43.840	0.763	0.405	138.8
5	24	Malcharek Christian	SVK			PK Carsport	BEL	Chevrolet Camaro	16	8	1:44.338	1.261	0.498	138.1
6	69	De Groot Melvin	NLD	Legend	1	Team Bleekemolen	NLD	Ford Mustang	16	13	1:44.502	1.425	0.164	137.9
7	48	Sokolovskiy Yevgen	UKR	Legend	2	Marko Stipp Motorsport	DEU	Chevrolet Camaro	10	3	1:44.514	1.437	0.012	137.9
8	17	Garisto Francesco	ITA			MK1 Racing - RaceArt Technology	ITA	Shadow DNM8	15	12	1:44.616	1.539	0.102	137.8
9	3	Delsaux Ulysse	FRA			RDV Competition	FRA	EuroNASCAR FJ	6	5	1:44.620	1.543	0.004	137.8
10	65	Benedetti Roberto	ITA	Legend	3	The Club Motorsport	ITA	Chevrolet Camaro	13	11	1:44.917	1.840	0.297	137.4
11	90	Deodhar Advait	IND			Not Only Motorsport	ITA	Chevrolet Camaro	15	9	1:45.121	2.044	0.204	137.1
12	16	De Matteo Alfredo	ITA	Rookie	3	MK1 Racing - RaceArt Technology	ITA	Shadow DNM8	13	12	1:45.242	2.165	0.121	136.9
13	33	Jouffreau Paul	FRA	Rookie	4	Speedhouse	FRA	Ford Mustang	13	5	1:45.574	2.497	0.332	136.5
14	46	Gomes Miguel	PRT	Legend	4	Marko Stipp Motorsport	DEU	Chevrolet Camaro	11	9	1:45.585	2.508	0.011	136.5
15	54	Del Castello Luli	ITA	Lady Rookie	1	CAAL Racing	ITA	Chevrolet Camaro	17	14	1:45.719	2.642	0.134	136.3
16	8	Valeri Paolo	ITA	Legend	5	Racers Motorsport	ITA	Chevrolet Camaro	12	8	1:45.777	2.700	0.058	136.3
17	58	Lenz Christoph	CHE	Rookie Legend	1	Racingfuel Motorsport	CHE	Chevrolet Camaro	15	4	1:45.834	2.757	0.057	136.2
18	1	Tronconi Andrea	ITA	Rookie Legend	1	Academy Motorsport / Alex Caffi Motorsport	ITA	Ford Mustang	11	3	1:46.157	3.080	0.323	135.8
19	23	Lintukanto Leevi	FIN			Team Bleekemolen	NLD	Chevrolet Camaro	15	10	1:46.356	3.279	0.199	135.5
20	72	Bleekemolen Michael	NLD	Legend	6	Team Bleekemolen	NLD	Ford Mustang	6	3	1:46.633	3.556	0.277	135.2
21	4	Panagiotis Yannick	FRA	Rookie Legend	2	Panasport	FRA	Ford Mustang	12	10	1:47.636	4.559	1.003	133.9
22	38	Koloc Yasmeen	ARE	Lady Rookie	2	Buggyra ZM-MFT Racing	ARE	Ford Mustang	16	15	1:47.974	4.897	0.338	133.5
23	64	Quintal Eric	FRA	Legend	7	Speedhouse	FRA	Ford Mustang	13	8	1:47.995	4.918	0.021	133.5
24	44	Koikkalainen Janne	FIN	Rookie Legend	3	Team Bleekemolen	NLD	Chevrolet Camaro	13	3	1:48.986	5.909	0.991	132.2
25	89	Panebianco Alberto	ITA			Not Only Motorsport	ITA	Chevrolet Camaro	7	2	1:50.193	7.116	1.207	130.8
26	40	Hauer Matthias	DEU	Legend	8	Speedhouse	FRA	Ford Mustang	14	8	1:50.600	7.523	0.407	130.3
27	94	Mettler Roger	CHE	Rookie Legend	4	Racingfuel Motorsport	CHE	Chevrolet Camaro	9	4	1:51.038	7.961	0.438	129.8
28	2	Vingilis Kasparas	LTU	Rookie	5	Academy Motorsport / Alex Caffi Motorsport	ITA	EuroNASCAR FJ	10	8	1:51.921	8.844	0.883	128.8
29	27	Schober Patrick	AUT	Rookie	6	Double V	ITA	Ford Mustang	2	2	2:14.408	31.331	22.487	107.2

* PENALTIES

CARS 1,2,7,16,17,23,24,33,40,44,48,50,56,58,65,69,72,88,89 & 90 TIME DELETED DUE TRACK LIMITS

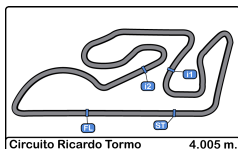
Published at:.....

Track Temp: 39.8 °C Air Temp: 24.8 °C Humidity: 48 % Track Status: DRY

Stewards:

Race Director:

Timekeeper:



Circuit Ricardo Tormo

EURONASCAR 2

Free Practice - 2

Provisional Results by Category

Clas	Nº	Driver	Nat	Cat	Clas	Team	Nat	Vehicle	Laps	Best	Time	Gap	Interval	Km/h
1	7	Doubek Martin	CZE			Hendriks Motorsport	NLD	Ford Mustang	13	3	1:43.161			139.7
2	56	Linster Gil	LUX			CAAL Racing	ITA	Ford Mustang	9	4	1:43.840	0.679	0.679	138.8
3	24	Malcharek Christian	SVK			PK Carsport	BEL	Chevrolet Camaro	16	8	1:44.338	1.177	0.498	138.1
4	17	Garisto Francesco	ITA			MK1 Racing - RaceArt Technology	ITA	Shadow DNM8	15	12	1:44.616	1.455	0.278	137.8
5	3	Delsaux Ulysse	FRA			RDV Competition	FRA	EuroNASCAR FJ	6	5	1:44.620	1.459	0.004	137.8
6	90	Deodhar Advait	IND			Not Only Motorsport	ITA	Chevrolet Camaro	15	9	1:45.121	1.960	0.501	137.1
7	23	Lintukanto Leevi	FIN			Team Bleekemolen	NLD	Chevrolet Camaro	15	10	1:46.356	3.195	1.235	135.5
8	89	Panebianco Alberto	ITA			Not Only Motorsport	ITA	Chevrolet Camaro	7	2	1:50.193	7.032	3.837	130.8

Lady Rookie

1	54	Del Castello Luli	ITA	Lady Rookie	1	CAAL Racing	ITA	Chevrolet Camaro	17	14	1:45.719			136.3
2	38	Koloc Yasmeen	ARE	Lady Rookie	2	Buggyra ZM-MFT Racing	ARE	Ford Mustang	16	15	1:47.974	2.255	2.255	133.5

Legend

1	69	De Groot Melvin	NLD	Legend	1	Team Bleekemolen	NLD	Ford Mustang	16	13	1:44.502			137.9
2	48	Sokolovskiy Yevgen	UKR	Legend	2	Marko Stipp Motorsport	DEU	Chevrolet Camaro	10	3	1:44.514	0.012	0.012	137.9
3	65	Benedetti Roberto	ITA	Legend	3	The Club Motorsport	ITA	Chevrolet Camaro	13	11	1:44.917	0.415	0.403	137.4
4	46	Gomes Miguel	PRT	Legend	4	Marko Stipp Motorsport	DEU	Chevrolet Camaro	11	9	1:45.585	1.083	0.668	136.5
5	8	Valeri Paolo	ITA	Legend	5	Racers Motorsport	ITA	Chevrolet Camaro	12	8	1:45.777	1.275	0.192	136.3
6	72	Bleekemolen Michael	NLD	Legend	6	Team Bleekemolen	NLD	Ford Mustang	6	3	1:46.633	2.131	0.856	135.2
7	64	Quintal Eric	FRA	Legend	7	Speedhouse	FRA	Ford Mustang	13	8	1:47.995	3.493	1.362	133.5
8	40	Hauer Matthias	DEU	Legend	8	Speedhouse	FRA	Ford Mustang	14	8	1:50.600	6.098	2.605	130.3

Rookie

1	88	Naska Alberto	ITA	Rookie	1	CAAL Racing	ITA	Chevrolet Camaro	16	15	1:43.077			139.8
2	50	Hezemans Liam	NLD	Rookie	2	Hendriks Motorsport	NLD	Ford Mustang	14	9	1:43.435	0.358	0.358	139.3
3	16	De Matteo Alfredo	ITA	Rookie	3	MK1 Racing - RaceArt Technology	ITA	Shadow DNM8	13	12	1:45.242	2.165	1.807	136.9
4	33	Jouffreau Paul	FRA	Rookie	4	Speedhouse	FRA	Ford Mustang	13	5	1:45.574	2.497	0.332	136.5
5	2	Vingilis Kasparas	LTU	Rookie	5	Academy Motorsport / Alex Caffi Motorsport	ITA	EuroNASCAR FJ	10	8	1:51.921	8.844	6.347	128.8
6	27	Schober Patrick	AUT	Rookie	6	Double V	ITA	Ford Mustang	2	2	2:14.408	31.331	22.487	107.2

Rookie Legend

1	58	Lenz Christoph	CHE	Rookie Legend	1	Racingfuel Motorsport	CHE	Chevrolet Camaro	15	4	1:45.834			136.2
2	4	Panagiotis Yannick	FRA	Rookie Legend	2	Panasport	FRA	Ford Mustang	12	10	1:47.636	1.802	1.802	133.9
3	44	Koikkalainen Janne	FIN	Rookie Legend	3	Team Bleekemolen	NLD	Chevrolet Camaro	13	3	1:48.986	3.152	1.350	132.2
4	94	Mettler Roger	CHE	Rookie Legend	4	Racingfuel Motorsport	CHE	Chevrolet Camaro	9	4	1:51.038	5.204	2.052	129.8

RookieLegend

1	1	Tronconi Andrea	ITA	RookieLegend	1	Academy Motorsport / Alex Caffi Motorsport	ITA	Ford Mustang	11	3	1:46.157			135.8
---	---	-----------------	-----	--------------	---	--	-----	--------------	----	---	----------	--	--	-------

* PENALTIES

CARS 1,2,7,16,17,23,24,33,40,44,48,50,56,58,65,69,72,88,89 & 90 TIME DELETED DUE TRACK LIMITS

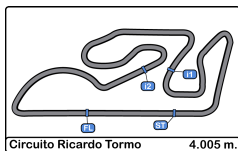
Published at:.....

Track Temp: 39.8 °C Air Temp: 24.8 °C Humidity: 48 % Track Status: DRY

Stewards:

Race Director:

Timekeeper:



Circuit Ricardo Tormo

EURONASCAR 2

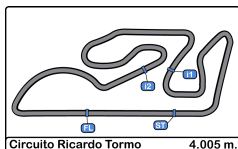
Free Practice - 2

Lap Analysis

1 Tronconi Andrea							4 Panagiotis Yannick								
RookieLege							Panaspport								
Lap	D	Time	Sector 1	Sector 2	Sector 3	T. Spd	Elapsed	Lap	D	Time	Sector 1	Sector 2	Sector 3	T. Spd	Elapsed
1		17:27:47.356	17:26:14.522	1:01.442	31.392		17:27:47.356	1		17:26:26.230	17:25:06.086	39.581	40.563		17:26:26.230
2		1:47.224	40.321	37.734	29.169		17:29:34.580	2		2:08.456	1:00.440	39.028	28.988		17:28:34.686
3		1:46.157	39.655	37.430	29.072		17:31:20.737	3		1:48.571	39.998	39.529	29.044		17:30:23.257
4		1:46.462	40.060	36.935	29.467		17:33:07.199	4		1:49.593	40.982	37.756	30.855		17:32:12.850
5		1:47.205	39.929	37.490	29.786		17:34:54.404	5		1:48.454	41.110	38.347	28.997		17:34:01.304
6		2:07.371 P	44.910	41.170	41.291		17:37:01.775	6		1:47.665	39.834	38.435	29.396		17:35:48.969
7		9:21.837	8:12.329	39.768	29.740		17:46:23.612	7		1:47.935	40.882	38.201	28.852		17:37:36.904
8		1:46.316	39.834	36.962	29.520		17:48:09.928	8		1:48.812	40.409	38.839	29.564		17:39:25.716
9		1:46.497	39.151	37.680	29.666		17:49:56.425	9		1:48.046	40.470	38.518	29.058		17:41:13.762
10		1:46.898	39.806	36.887	30.205		17:51:43.323	10		1:47.636	40.365	38.112	29.159		17:43:01.398
11		2:22.497 P	47.981	48.180	46.336		17:54:05.820	11		1:47.735	40.336	38.335	29.064		17:44:49.133
12		1:59.326 P	40.105	39.331	39.890		17:46:48.459								

2 Vingilis Kasparas							7 Doubek Martin								
Rookie							Ford Mustang								
Lap	D	Time	Sector 1	Sector 2	Sector 3	T. Spd	Elapsed	Lap	D	Time	Sector 1	Sector 2	Sector 3	T. Spd	Elapsed
1		17:27:30.108	17:25:53.196	57.785	39.127		17:27:30.108	1		17:27:09.260	17:25:38.375	52.516	38.369		17:27:09.260
2		2:13.384 P	46.208	42.721	44.455		17:29:43.492	2		1:45.753	40.402	36.919	28.432		17:28:55.013
3		4:07.667	2:53.372	42.023	32.272		17:33:51.159	3		1:43.161	38.581	36.566	28.014		17:30:38.174
4		1:58.523	44.510	41.867	32.146		17:35:49.682	4		1:43.795	38.484	37.067	28.244		17:32:21.969
5		1:56.867	43.221	40.087	33.559		17:37:46.549	5		1:51.127 P	39.034	36.480	35.613		17:34:13.096
6		1:53.678	43.485	38.972	31.221		17:39:40.227	6		4:02.608	2:55.246	38.960	28.402		17:38:15.704
7		1:52.347	42.520	39.042	30.785		17:41:32.574	7		1:43.298	38.519	36.682	28.097		17:39:59.002
8		1:51.921	42.626	38.911	30.384		17:43:24.495	8		1:43.672	38.734	36.741	28.197		17:41:42.674
9		1:56.476	42.735	38.869	34.872		17:45:20.971	9		1:43.659	39.125	36.504	28.030		17:43:26.333
10		2:04.236 P	44.369	39.151	40.716		17:47:25.207	10		1:44.158	38.700	36.443	29.015		17:45:10.491
11		4:44.145	38.670	37.196	28.279		17:46:54.636	11		1:44.145	38.670	37.196	28.279		17:46:54.636
12		1:45.577	39.840	37.171	28.566		17:48:40.213	12		1:45.577	39.840	37.171	28.566		17:48:40.213
13		1:51.329 P	38.701	36.659	35.969		17:50:31.542	13		1:51.329 P	38.701	36.659	35.969		17:50:31.542

3 Delsaux Ulysse							8 Valeri Paolo								
EuroNASCAR FJ							Legend								
Lap	D	Time	Sector 1	Sector 2	Sector 3	T. Spd	Elapsed	Lap	D	Time	Sector 1	Sector 2	Sector 3	T. Spd	Elapsed
1		17:31:53.952	17:30:47.480	37.708	28.764		17:31:53.952	1		17:29:31.440	17:28:21.159	39.570	30.711		17:29:31.440
2		1:44.982	39.754	36.699	28.529		17:33:38.934	2		1:50.417	41.380	39.690	29.347		17:31:21.857
3		1:51.837 P	39.745	36.978	35.114		17:35:30.771	3		1:46.463	40.358	37.234	28.871		17:33:08.320
4		12:49.259	11:42.683	37.832	28.744		17:48:20.030	4		1:46.683	39.578	37.736	29.369		17:34:55.003
5		1:44.620	39.260	36.769	28.591		17:50:04.650	5		1:46.774	40.292	37.656	28.826		17:36:41.777
6		2:01.285 P	42.381	40.042	38.862		17:52:05.935	6		1:46.651	39.994	37.567	29.090		17:38:28.428
								7		1:47.786	39.892	37.701	30.193		17:40:16.214
								8		1:45.777	39.878	37.231	28.668		17:42:01.991
								9		2:00.895 P	41.903	41.817	37.175		17:44:02.886
								10		4:19.940	3:10.345	40.320	29.275		17:48:22.826
								11		1:46.385	40.121	37.303	28.961		17:50:09.211
								12		2:11.258 P	45.258	43.457	42.543		17:52:20.469



Circuit Ricardo Tormo

EURONASCAR 2

Free Practice - 2

Lap Analysis

16 De Matteo Alfredo Shadow DNM8 23 Lintukanto Leevi Chevrolet Camaro

Rookie

MK1 Racing - RaceArt Technology

Team Bleekemolen

Lap	D	Time	Sector 1	Sector 2	Sector 3	T. Spd	Elapsed	Lap	D	Time	Sector 1	Sector 2	Sector 3	T. Spd	Elapsed
1		17:23:50.411	17:22:43.315	37.972	29.124		17:23:50.411	1		17:26:27.625	17:25:06.935	39.210	41.480		17:26:27.625
2		1:46.924	39.902	37.248	29.774		17:25:37.335	2		2:07.758	1:00.728	37.939	29.091		17:28:35.383
3		2:13.685	43.047	1:01.760	28.878		17:27:51.020	3		1:47.334	39.783	38.175	29.376		17:30:22.717
4		1:44.579	39.079	36.933	28.567		17:29:35.599	4		1:46.368	39.507	37.997	28.864		17:32:09.085
5		1:54.882 P	39.572	38.136	37.174		17:31:30.481	5		1:46.640	39.767	38.002	28.871		17:33:55.725
6		5:50.505		6:35.077	30.738		17:37:20.986	6		1:48.601	40.081	38.240	30.280		17:35:44.326
7		1:45.444	39.435	37.051	28.958		17:39:06.430	7		1:46.678	39.648	37.869	29.161		17:37:31.004
8		2:12.747 P	39.260	37.302	56.185		17:41:19.177	8		1:46.727	39.835	37.802	29.090		17:39:17.731
9		2:10.174	1:03.782	37.919	28.473		17:43:29.351	9		1:47.466	39.974	38.166	29.326		17:41:05.197
10		1:46.226	39.920	37.215	29.091		17:45:15.577	10		1:46.356	39.612	37.720	29.024		17:42:51.553
11		1:45.134	39.228	37.034	28.872		17:47:00.711	11		1:46.752	39.976	37.573	29.203		17:44:38.305
12		1:45.242	39.358	37.239	28.645		17:48:45.953	12		1:47.064	40.133	37.991	28.937		17:46:25.366
13		1:54.279 P	39.649	37.505	37.125		17:50:40.232	13		1:46.438	39.849	37.572	29.017		17:48:11.804
14								14		1:48.319	40.409	38.110	29.800		17:50:00.123
15								15		2:04.212 P	42.191	41.244	40.777		17:52:04.335

17 Garisto Francesco Shadow DNM8 24 Malcharek Christian Chevrolet Camaro

MK1 Racing - RaceArt Technology

Malcharek Christian

Chevrolet Camaro

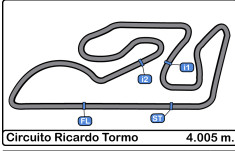
Lap	D	Time	Sector 1	Sector 2	Sector 3	T. Spd	Elapsed	Lap	D	Time	Sector 1	Sector 2	Sector 3	T. Spd	Elapsed
1		17:23:58.641	17:22:50.800	38.411	29.430		17:23:58.641								
2		1:46.934	39.657	37.372	29.002		17:25:44.672								
3		2:13.794	49.381	53.829	30.584		17:27:58.466	1		17:22:35.017	17:21:27.666	37.999	29.352		17:22:35.017
4		1:45.451	39.402	37.175	28.874		17:29:43.917	2		1:45.842	39.656	37.265	28.921		17:24:20.859
5		1:54.029 P	39.253	37.322	37.454		17:31:37.946	3		1:47.303	40.726	37.036	29.541		17:26:08.162
6		3:04.810	1:57.120	38.068	29.622		17:34:42.756	4		2:11.009	59.997	38.898	32.114		17:28:19.171
7		1:54.949 P	39.849	37.059	38.041		17:36:37.705	5		1:44.788	39.448	36.722	28.618		17:30:03.959
8		2:07.403	1:00.479	37.500	29.124		17:38:44.808	6		1:45.999	39.889	37.177	28.933		17:31:49.958
9		1:44.981	39.468	36.963	28.550		17:40:29.789	7		1:45.971	39.859	37.142	28.970		17:33:35.929
10		1:45.053	39.197	37.187	28.669		17:42:14.842	8		1:44.338	38.977	36.678	28.683		17:35:20.267
11		1:45.984	39.108	36.951	29.025		17:43:59.926	9		1:49.848 P	39.109	37.279	33.460		17:37:10.115
12		1:44.616	38.943	37.120	28.553		17:45:44.542	10		3:34.560	2:28.457	37.208	28.895		17:40:44.675
13		1:46.116	39.909	37.020	29.187		17:47:30.658	11		1:46.008	40.105	37.019	28.884		17:42:30.683
14		1:44.858	39.347	36.945	28.566		17:49:15.516	12		1:45.927	39.736	37.044	29.147		17:44:16.610
15		1:55.097 P	39.693	37.207	38.197		17:51:10.613	13		1:44.714	39.106	36.935	28.673		17:46:01.324
								14		1:44.938	39.152	36.983	28.803		17:47:46.262
								15		1:45.992	39.305	37.712	28.975		17:49:32.254
								16		1:52.279 P	40.224	37.816	34.239		17:51:24.533

27 Schober Patrick Ford Mustang

Rookie

Double V

Lap	D	Time	Sector 1	Sector 2	Sector 3	T. Spd	Elapsed
1		17:23:21.677	17:22:02.932	44.249	34.496		17:23:21.677
2		2:14.408 P	47.010	43.976	43.422		17:25:36.085



Circuit Ricardo Tormo
EURONASCAR 2
Free Practice - 2
Lap Analysis

33 Joffreau Paul Ford Mustang **40** Hauer Matthias Ford Mustang
Rookie Speedhouse Legend Speedhouse

Lap	D	Time	Sector 1	Sector 2	Sector 3	T. Spd	Elapsed	Lap	D	Time	Sector 1	Sector 2	Sector 3	T. Spd	Elapsed
1		17:30:15.800	17:29:07.209	38.858	29.733		17:30:15.800	1		17:25:39.845	17:24:22.341	42.279	35.225		17:25:39.845
2		1:47.062	40.197	37.535	29.330		17:32:02.862	2		2:19.458	55.402	51.125	32.931		17:27:59.303
3		1:46.062	39.899	37.256	28.907		17:33:48.924	3		1:54.062	42.665	41.017	30.380		17:29:53.365
4		1:45.686	39.593	37.118	28.975		17:35:34.610	4		1:54.197	41.641	41.186	31.370		17:31:47.562
5		1:45.574	39.590	37.087	28.897		17:37:20.184	5		2:03.204 P	44.121	40.371	38.712		17:33:50.766
6		1:45.850	39.681	37.136	29.033		17:39:06.034	6		3:16.785	2:06.717	39.922	30.146		17:37:07.551
7		1:47.237	40.744	36.999	29.494		17:40:53.271	7		1:52.893	42.140	39.211	31.542		17:39:00.444
8		1:46.968	40.049	38.039	28.880		17:42:40.239	8		1:50.600	41.549	38.966	30.085		17:40:51.044
9		1:46.170	39.837	37.479	28.854		17:44:26.409	9		1:51.978	42.032	39.867	30.079		17:42:43.022
10		1:45.900	39.676	37.245	28.979		17:46:12.309	10		1:52.582	41.550	38.757	32.275		17:44:35.604
11		1:47.396	40.646	37.744	29.006		17:47:59.705	11		1:51.711	41.138	40.348	30.225		17:46:27.315
12		1:46.846	39.988	37.773	29.085		17:49:46.551	12		1:50.166	41.325	38.900	29.941		17:48:17.481
13		1:55.797 P	39.921	37.923	37.953		17:51:42.348	13		1:51.396	41.257	40.227	29.912		17:50:08.877
								14		2:04.167 P	44.437	39.958	39.772		17:52:13.044

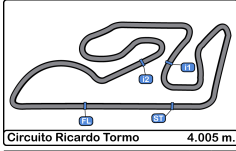
38 Koloc Yasmeen Ford Mustang **44** Koikkalainen Janne Chevrolet Camaro
Lady Rookie Buggyra ZM-MFT Racing Rookie Team Bleekemolen

Lap	D	Time	Sector 1	Sector 2	Sector 3	T. Spd	Elapsed	Lap	D	Time	Sector 1	Sector 2	Sector 3	T. Spd	Elapsed
1		17:24:56.746	17:23:45.485	40.337	30.924		17:24:56.746	1		17:26:31.569	17:25:04.741	47.859	38.969		17:26:31.569
2		2:04.582	42.628	38.787	43.167		17:27:01.328	2		2:12.517	1:02.967	39.715	29.835		17:28:44.086
3		2:02.858	43.722	49.018	30.118		17:29:04.186	3		1:48.986	40.975	38.469	29.542		17:30:33.072
4		1:49.899	41.943	38.509	29.447		17:30:54.085	4		1:51.785	41.405	40.778	29.602		17:32:24.857
5		1:49.021	41.569	38.074	29.378		17:32:43.106	5		1:49.400	41.526	38.278	29.596		17:34:14.257
6		1:48.044	41.126	37.537	29.381		17:34:31.150	6		1:48.597	40.813	38.394	29.390		17:36:02.854
7		1:48.312	41.003	37.649	29.660		17:36:19.462	7		1:56.109 P	40.599	38.999	36.511		17:37:58.963
8		1:49.230	41.867	38.038	29.325		17:38:08.692	8		3:27.221	2:15.896	41.274	30.051		17:41:26.184
9		1:48.154	40.673	38.194	29.287		17:39:56.846	9		1:50.637	41.067	39.716	29.854		17:43:16.821
10		1:49.231	40.667	39.022	29.542		17:41:46.077	10		2:26.438	40.832	39.661	1:05.945		17:45:43.259
11		1:53.525	42.646	39.978	30.901		17:43:39.602	11		1:49.954	42.249	38.265	29.440		17:47:33.213
12		1:48.233	40.954	37.972	29.307		17:45:27.835	12		1:49.082	40.953	38.608	29.521		17:49:22.295
13		1:48.901	40.993	38.092	29.816		17:47:16.736	13		1:58.945 P	41.116	38.652	39.177		17:51:21.240
14		1:48.108	41.015	37.756	29.337		17:49:04.844								
15		1:47.974	40.459	37.963	29.552		17:50:52.818								
16		2:29.637 P	53.261	48.343	48.033		17:53:22.455								

46 Gomes Miguel Chevrolet Camaro
Legend Marko Stipp Motorsport

Lap	D	Time	Sector 1	Sector 2	Sector 3	T. Spd	Elapsed
1		17:28:40.724 P	17:27:18.328	42.687	39.709		17:28:40.724
2		2:47.406	1:38.928	38.998	29.480		17:31:28.130
3		1:47.490	40.170	37.924	29.396		17:33:15.620
4		1:46.712	40.063	37.479	29.170		17:35:02.332
5		1:58.149 P	41.637	37.927	38.585		17:37:00.481
6		6:34.111	5:27.225	37.967	28.919		17:43:34.592
7		1:46.979	39.426	37.345	30.208		17:45:21.571
8		1:46.986	40.781	37.217	28.988		17:47:08.557
9		1:45.585	39.682	37.188	28.715		17:48:54.142
10		1:46.088	39.733	37.232	29.123		17:50:40.230
11		2:13.221 P	45.219	42.646	45.356		17:52:53.451



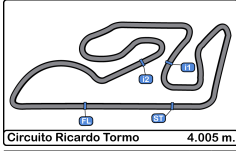


Circuit Ricardo Tormo
EURONASCAR 2
Free Practice - 2
Lap Analysis

48	Sokolovskiy Yevgen	Chevrolet Camaro	56	Linster Gil	Ford Mustang										
Legend		Marko Stipp Motorsport		CAAL Racing											
Lap	D	Time	Sector 1	Sector 2	Sector 3	T. Spd	Elapsed	Lap	D	Time	Sector 1	Sector 2	Sector 3	T. Spd	Elapsed
1		17:26:54.557	17:25:34.896	39.288	40.373		17:26:54.557	1		17:24:25.041	17:23:19.509	37.075	28.457		17:24:25.041
2		2:02.012	48.406	42.433	31.173		17:28:56.569	2		1:43.873	39.275	36.348	28.250		17:26:08.914
3		1:44.514	39.165	36.938	28.411		17:30:41.083	3		2:07.156	1:01.334	37.494	28.328		17:28:16.070
4		1:44.564	39.143	36.847	28.571		17:32:25.644	4		1:43.840	39.344	36.330	28.166		17:29:59.910
5		1:46.962	39.301	37.328	30.333		17:34:12.606	5		1:44.056	38.705	36.799	28.552		17:31:43.966
6		1:45.379	39.499	37.011	28.869		17:35:57.985	6		1:43.374	38.733	36.383	28.255		17:33:27.337
7		1:46.913	40.258	37.133	29.522		17:37:44.898	7		1:51.090 P	38.493	36.524	36.973		17:35:19.327
8		1:44.792	39.283	36.927	28.582		17:39:29.690	8		1:43.040	2:05.413	39.909	28.618		17:38:33.267
9		1:44.629	39.260	36.993	28.376		17:41:14.319	9		1:51.353 P	38.795	36.490	36.068		17:40:24.620
10		1:53.894 P	41.427	37.851	34.616		17:43:08.213								

50	Hezemans Liam	Ford Mustang	58	Lenz Christoph	Chevrolet Camaro										
Rookie		Hendriks Motorsport		Racingfuel Motorsport											
Lap	D	Time	Sector 1	Sector 2	Sector 3	T. Spd	Elapsed	Lap	D	Time	Sector 1	Sector 2	Sector 3	T. Spd	Elapsed
1		17:22:59.051	17:21:50.566	37.865	30.620		17:22:59.051	1		17:27:28.447	17:25:59.019	54.436	34.992		17:27:28.447
2		1:45.485	40.191	36.771	28.523		17:24:44.536	2		1:46.928	40.679	37.455	28.794		17:29:15.375
3		1:56.333	38.923	36.672	40.738		17:26:40.869	3		1:46.300	39.930	37.595	28.775		17:31:01.675
4		2:01.126	54.887	37.718	28.521		17:28:41.995	4		1:45.834	39.837	37.178	28.819		17:32:47.509
5		1:44.582	39.633	36.686	28.263		17:30:26.577	5		1:45.944	39.702	37.518	28.724		17:34:33.453
6		1:52.860 P	39.620	36.969	36.271		17:32:19.437	6		1:46.430	39.794	37.697	28.939		17:36:19.883
7		4:33.823	3:26.849	37.735	29.239		17:36:53.260	7		1:47.486	40.724	37.571	29.191		17:38:07.369
8		1:46.465	39.178	37.292	29.995		17:38:39.725	8		1:46.059	39.565	37.469	29.025		17:39:53.428
9		1:43.435	38.703	36.385	28.347		17:40:23.160	9		1:48.238	39.712	39.536	28.990		17:41:41.666
10		1:43.579	38.696	36.251	28.632		17:42:06.739	10		1:48.773	40.924	38.841	29.008		17:43:30.439
11		1:44.508	39.342	36.434	28.732		17:43:51.247	11		1:51.902	39.879	37.343	34.680		17:45:22.341
12		1:50.713 P	38.768	36.389	35.556		17:45:41.960	12		1:47.354	40.685	37.705	28.964		17:47:09.695
13		2:08.093	1:00.971	36.784	30.338		17:47:50.053	13		1:46.312	39.965	37.524	28.823		17:48:56.007
14		1:48.904 P	38.857	36.581	33.463		17:49:38.954	14		1:49.757	40.083	40.298	29.376		17:50:45.764
15								15		2:11.015 P	40.821	42.531	47.663		17:52:56.779

54	Del Castello Luli	Chevrolet Camaro	64	Quintal Eric	Ford Mustang										
Lady Rookie		CAAL Racing		Legend											
Lap	D	Time	Sector 1	Sector 2	Sector 3	T. Spd	Elapsed	Lap	D	Time	Sector 1	Sector 2	Sector 3	T. Spd	Elapsed
1		17:22:58.278	17:21:47.769	39.735	30.774		17:22:58.278	1		17:30:18.850	17:28:59.018	47.465	32.367		17:30:18.850
2		1:49.677	42.351	37.973	29.353		17:24:47.955	2		1:56.527	41.893	40.464	34.170		17:32:15.377
3		2:04.176	40.376	37.650	46.150		17:26:52.131	3		1:51.157	42.113	38.637	30.407		17:34:06.534
4		1:56.685	49.056	38.326	29.303		17:28:48.816	4		1:50.069	41.432	38.581	30.056		17:35:56.603
5		1:47.373	40.186	37.896	29.291		17:30:36.189	5		1:49.759	42.212	37.738	29.809		17:37:46.362
6		1:48.052	39.846	38.701	29.505		17:32:24.241	6		1:48.907	41.164	37.888	29.855		17:39:35.269
7		1:48.126	39.913	37.760	30.453		17:34:12.367	7		1:49.488	41.603	38.212	29.673		17:41:24.757
8		1:48.971	41.568	38.073	29.330		17:36:01.338	8		1:47.995	40.506	38.132	29.357		17:43:12.752
9		1:46.768	39.770	37.988	29.010		17:37:48.106	9		1:49.603	40.818	38.728	30.057		17:45:02.355
10		1:47.521	40.074	37.690	29.757		17:39:35.627	10		1:50.478	41.435	38.785	30.258		17:46:52.833
11		1:47.558	40.217	37.952	29.389		17:41:23.185	11		1:50.855	41.390	39.828	29.637		17:48:43.688
12		1:46.427	39.570	37.806	29.051		17:43:09.612	12		1:48.550	40.789	38.036	29.725		17:50:32.238
13		1:46.293	39.822	37.596	28.875		17:44:55.905	13		2:17.040 P	46.204	42.339	48.497		17:52:49.278
14		1:45.719	39.374	37.462	28.883		17:46:41.624								
15		1:46.805	39.959	37.670	29.176		17:48:28.429								
16		1:49.831	41.294	38.831	29.706		17:50:18.260								
17		2:09.129 P	46.063	42.562	40.504		17:52:27.389								

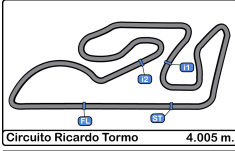


Circuit Ricardo Tormo
EURONASCAR 2
Free Practice - 2
Lap Analysis

65 Benedetti Roberto Chevrolet Camaro							88 Naska Alberto Chevrolet Camaro								
Legend The Club Motorsport							Rookie CAAL Racing								
Lap	D	Time	Sector 1	Sector 2	Sector 3	T. Spd	Elapsed	Lap	D	Time	Sector 1	Sector 2	Sector 3	T. Spd	Elapsed
1		17:23:20.129	17:22:08.935	41.708	29.486		17:23:20.129	1		17:22:47.935	17:21:41.693	37.000	29.242		17:22:47.935
2		1:46.865	39.774	38.152	28.939		17:25:06.994	2		1:54.425	39.481	41.156	33.788		17:24:42.360
3		2:06.702	39.748	49.132	37.822		17:27:13.696	3		1:54.063	38.635	36.155	39.273		17:26:36.423
4		1:45.687	39.414	37.472	28.801		17:28:59.383	4		2:14.466 P	1:01.930	37.837	34.699		17:28:50.889
5		1:45.429	39.542	36.991	28.896		17:30:44.812	5		3:16.797	1:51.977	48.130	36.690		17:32:07.686
6		1:45.088	39.356	36.923	28.809		17:32:29.900	6		1:50.761	39.420	38.017	33.324		17:33:58.447
7		1:51.707	39.234	39.070	33.403		17:34:21.607	7		1:44.826	38.768	37.047	29.011		17:35:43.273
8		1:45.422	39.480	37.082	28.860		17:36:07.029	8		1:43.177	38.504	36.431	28.242		17:37:26.450
9		2:01.136 P	40.470	39.553	41.113		17:38:08.165	9		1:46.327	38.678	36.539	31.110		17:39:12.777
10		4:26.862	3:19.616	36.981	30.265		17:42:35.027	10		1:45.592	38.662	38.692	28.238		17:40:58.369
11		1:44.917	39.206	36.911	28.800		17:44:19.944	11		1:51.754	38.480	44.099	29.172		17:42:50.120
12		1:45.056	39.140	36.875	29.041		17:46:05.000	12		1:44.530	38.625	36.756	29.149		17:44:34.650
13		2:00.869 P	40.995	39.450	40.424		17:48:05.869	13		2:02.037	41.783	49.081	31.173		17:46:36.687

69 De Groot Melvin Ford Mustang							89 Panebianco Alberto Chevrolet Camaro								
Legend Team Bleekemolen							Not Only Motorsport								
Lap	D	Time	Sector 1	Sector 2	Sector 3	T. Spd	Elapsed	Lap	D	Time	Sector 1	Sector 2	Sector 3	T. Spd	Elapsed
1		17:24:28.829	17:23:12.755	43.187	32.887		17:24:28.829	1		17:32:21.209	17:31:10.133	40.414	30.662		17:32:21.209
2		2:05.876	44.456	40.800	40.620		17:26:34.705	2		1:50.193	41.350	38.792	30.051		17:34:11.402
3		2:06.639	58.680	37.766	30.193		17:28:41.344	3		1:53.483	42.149	41.483	29.851		17:36:04.885
4		1:46.852	40.556	37.068	29.228		17:30:28.196	4		2:00.976 P	40.666	39.703	40.607		17:38:05.861
5		1:45.363	39.121	36.763	29.479		17:32:13.559	5		5:37.033	4:28.206	39.020	29.807		17:43:42.894
6		1:45.560	39.786	37.242	28.532		17:33:59.119	6		1:52.170	42.412	38.460	31.298		17:45:35.064
7		1:44.742	39.205	36.951	28.586		17:35:43.861	7		1:56.529 P	41.636	38.623	36.270		17:47:31.593
8		1:45.665	39.648	37.238	28.779		17:37:29.526								
9		1:45.341	39.394	37.181	28.766		17:39:14.867								
10		1:44.774	39.108	37.178	28.488		17:40:59.641								
11		1:50.683	39.271	37.589	33.823		17:42:50.324								
12		2:20.939	49.673	52.179	39.087		17:45:11.263								
13		1:44.502	38.979	36.928	28.595		17:46:55.765								
14		1:45.206	39.217	37.095	28.894		17:48:40.971								
15		1:44.998	39.238	36.975	28.785		17:50:25.969								
16		2:26.067 P	51.670	46.694	47.703		17:52:52.036								

72 Bleekemolen Michael Ford Mustang							90 Deodhar Advait Chevrolet Camaro								
Legend Team Bleekemolen							Not Only Motorsport								
Lap	D	Time	Sector 1	Sector 2	Sector 3	T. Spd	Elapsed	Lap	D	Time	Sector 1	Sector 2	Sector 3	T. Spd	Elapsed
1		17:30:10.817	17:29:01.301	40.003	29.513		17:30:10.817	1		17:24:29.409	17:23:20.893	39.465	29.051		17:24:29.409
2		1:47.546	40.184	37.799	29.563		17:31:58.363	2		1:59.268	39.886	37.604	41.778		17:26:28.677
3		1:46.633	40.214	37.477	28.942		17:33:44.996	3		2:09.683	1:00.894	37.948	30.841		17:28:38.360
4		1:46.073	39.767	37.431	28.875		17:35:31.069	4		1:46.753	39.575	37.813	29.365		17:30:25.113
5		1:46.463	40.054	37.470	28.939		17:37:17.532	5		1:55.443 P	40.721	37.972	36.750		17:32:20.556
6		2:18.774 P	49.005	46.451	43.318		17:39:36.306	6		4:09.923	2:59.879	39.717	30.327		17:36:30.479
								7		1:46.668	39.576	37.791	29.301		17:38:17.147
								8		1:54.228	41.311	43.814	29.103		17:40:11.375
								9		1:45.121	39.266	37.157	28.698		17:41:56.496
								10		1:47.439	39.539	38.493	29.407		17:43:43.935
								11		1:49.357	40.092	38.072	31.193		17:45:33.292
								12		1:56.343	43.750	40.493	32.100		17:47:29.635
								13		1:47.520	40.877	37.796	28.847		17:49:17.155
								14		1:46.008	39.387	37.570	29.051		17:51:03.163
								15		2:29.472 P	50.050	51.478	47.944		17:53:32.635



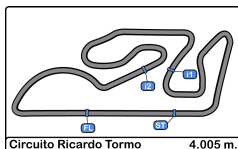
Circuit Ricardo Tormo
 EURONASCAR 2
 Free Practice - 2
 Lap Analysis

Circuito Ricardo Tormo 4.005 m.

94 Mettler Roger Chevrolet Camaro
 Rookie Racingfuel Motorsport

Lap	D	Time	Sector 1	Sector 2	Sector 3	T. Spd	Elapsed
1		17:24:02.601	17:22:48.299	42.722	31.580		17:24:02.601
2		1:51.561	42.245	38.885	30.431		17:25:54.162
3		2:07.152	44.799	51.846	30.507		17:28:01.314
4		1:51.038	41.479	39.323	30.236		17:29:52.352
5		2:03.140 P	41.482	41.484	40.174		17:31:55.492
6		4:38.751	3:28.483	39.211	31.057		17:36:34.243
7		1:51.091	42.110	38.778	30.203		17:38:25.334
8		1:51.631	41.392	38.683	31.556		17:40:16.965
9		2:00.666 P	41.222	38.885	40.559		17:42:17.631





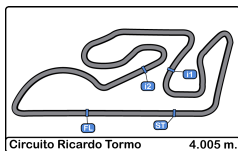
Circuit Ricardo Tormo

EURONASCAR 2

Free Practice - 2

Best Sectors Results

Sector - 1			Sector - 2			Sector - 3			Ideal Lap vs Best Lap						
Clas	Nº	Driver	Time	Nº	Driver	Time	Nº	Driver	Time	Clas	Nº	Driver	Ideal Lap	Best Lap	Clas
1	88	Naska Alberto	38.480	88	Naska Alberto	36.155	7	Doubek Martin	28.014	1	88	Naska Alberto	1:42.652	1:43.077	1
2	7	Doubek Martin	38.484	50	Hezemans Liam	36.251	88	Naska Alberto	28.017	2	7	Doubek Martin	1:42.941	1:43.161	2
3	56	Linster Gil	38.493	56	Linster Gil	36.330	56	Linster Gil	28.166	3	56	Linster Gil	1:42.989	1:43.840	4
4	50	Hezemans Liam	38.696	7	Doubek Martin	36.443	50	Hezemans Liam	28.263	4	50	Hezemans Liam	1:43.210	1:43.435	3
5	17	Garisto Francesco	38.943	24	Malcharek Christian	36.678	48	Sokolovskiy Yevgen	28.376	5	69	De Groot Melvin	1:44.230	1:44.502	6
6	24	Malcharek Christian	38.977	3	Delsaux Ulysse	36.699	16	De Matteo Alfredo	28.473	6	24	Malcharek Christian	1:44.273	1:44.338	5
7	69	De Groot Melvin	38.979	69	De Groot Melvin	36.763	69	De Groot Melvin	28.488	7	48	Sokolovskiy Yevgen	1:44.366	1:44.514	7
8	16	De Matteo Alfredo	39.079	48	Sokolovskiy Yevgen	36.847	3	Delsaux Ulysse	28.529	8	17	Garisto Francesco	1:44.438	1:44.616	8
9	65	Benedetti Roberto	39.140	65	Benedetti Roberto	36.875	17	Garisto Francesco	28.550	9	16	De Matteo Alfredo	1:44.485	1:45.242	12
10	48	Sokolovskiy Yevgen	39.143	1	Tronconi Andrea	36.887	24	Malcharek Christian	28.618	10	3	Delsaux Ulysse	1:44.488	1:44.620	9
11	1	Tronconi Andrea	39.151	16	De Matteo Alfredo	36.933	8	Valeri Paolo	28.668	11	65	Benedetti Roberto	1:44.815	1:44.917	10
12	3	Delsaux Ulysse	39.260	17	Garisto Francesco	36.945	90	Deodhar Advait	28.698	12	1	Tronconi Andrea	1:45.110	1:46.157	18
13	90	Deodhar Advait	39.266	33	Jouffreau Paul	36.999	46	Gomes Miguel	28.715	13	90	Deodhar Advait	1:45.121	1:45.121	11
14	54	Del Castello Luli	39.374	90	Deodhar Advait	37.157	58	Lenz Christoph	28.724	14	46	Gomes Miguel	1:45.329	1:45.585	14
15	46	Gomes Miguel	39.426	58	Lenz Christoph	37.178	65	Benedetti Roberto	28.800	15	33	Jouffreau Paul	1:45.443	1:45.574	13
16	23	Lintukanto Leevi	39.507	46	Gomes Miguel	37.188	4	Panagiotis Yannick	28.852	16	58	Lenz Christoph	1:45.467	1:45.834	17
17	58	Lenz Christoph	39.565	8	Valeri Paolo	37.231	33	Jouffreau Paul	28.854	17	8	Valeri Paolo	1:45.477	1:45.777	16
18	8	Valeri Paolo	39.578	72	Bleekemolen Michael	37.431	23	Lintukanto Leevi	28.864	18	54	Del Castello Luli	1:45.711	1:45.719	15
19	33	Jouffreau Paul	39.590	54	Del Castello Luli	37.462	72	Bleekemolen Michael	28.875	19	23	Lintukanto Leevi	1:45.943	1:46.356	19
20	72	Bleekemolen Michael	39.767	38	Koloc Yasmeen	37.537	54	Del Castello Luli	28.875	20	72	Bleekemolen Michael	1:46.073	1:46.633	20
21	4	Panagiotis Yannick	39.834	23	Lintukanto Leevi	37.572	1	Tronconi Andrea	29.072	21	4	Panagiotis Yannick	1:46.442	1:47.636	21
22	38	Koloc Yasmeen	40.459	64	Quintal Eric	37.738	38	Koloc Yasmeen	29.287	22	38	Koloc Yasmeen	1:47.283	1:47.974	22
23	64	Quintal Eric	40.506	4	Panagiotis Yannick	37.756	64	Quintal Eric	29.357	23	64	Quintal Eric	1:47.601	1:47.995	23
24	44	Koikkalainen Janne	40.599	44	Koikkalainen Janne	38.265	44	Koikkalainen Janne	29.390	24	44	Koikkalainen Janne	1:48.254	1:48.986	24
25	89	Panebianco Alberto	40.666	89	Panebianco Alberto	38.460	89	Panebianco Alberto	29.807	25	89	Panebianco Alberto	1:48.933	1:50.193	25
26	40	Hauer Matthias	41.138	94	Mettler Roger	38.683	40	Hauer Matthias	29.912	26	40	Hauer Matthias	1:49.807	1:50.600	26
27	94	Mettler Roger	41.222	40	Hauer Matthias	38.757	94	Mettler Roger	30.203	27	94	Mettler Roger	1:50.108	1:51.038	27
28	2	Vingilis Kasparas	42.520	2	Vingilis Kasparas	38.869	2	Vingilis Kasparas	30.384	28	2	Vingilis Kasparas	1:51.773	1:51.921	28
29	27	Schober Patrick	47.010	27	Schober Patrick	43.976	27	Schober Patrick	34.496	29	27	Schober Patrick	2:05.482	2:14.408	29



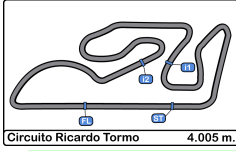
Circuit Ricardo Tormo

EURONASCAR 2

Free Practice - 2

Best 5 Lap Times

Cls	N°	Driver	Nat	Cat	Cls	Team	Nat	Vehicle	Best 1		Best 2		Best 3		Best 4		Best 5	
									Time	Lap	Time	Lap	Time	Lap	Time	Lap	Time	Lap
1	88	Naska Alberto	ITA	Rooke	1	CAAL Racing	ITA	Chevrolet Camaro	1:43.077	15	1:44.530	12	1:44.826	7	1:46.327	9	1:50.761	6
2	7	Doubek Martin	CZE			Hendriks Motorsport	NLD	Ford Mustang	1:43.161	3	1:43.298	7	1:43.659	9	1:43.672	8	1:43.795	4
3	50	Hezemans Liam	NLD	Rooke	2	Hendriks Motorsport	NLD	Ford Mustang	1:43.435	9	1:43.579	10	1:44.508	11	1:45.485	2	1:46.465	8
4	56	Linster Gil	LUX			CAAL Racing	ITA	Ford Mustang	1:43.840	4	1:43.873	2	1:44.056	5	1:51.353	9	2:07.156	3
5	24	Malcharek Christian	SVK			PK Carsport	BEL	Chevrolet Camaro	1:44.338	8	1:44.714	13	1:44.788	5	1:44.938	14	1:45.842	2
6	69	De Groot Melvin	NLD	Lege	1	Team Bleekemolen	NLD	Ford Mustang	1:44.502	13	1:44.998	15	1:45.665	8	1:46.852	4	1:50.683	11
7	48	Sokolovskiy Yevgen	UKR	Lege	2	Marko Stipp Motorsport	DEU	Chevrolet Camaro	1:44.514	3	1:44.792	8	1:45.379	6	1:46.913	7	2:02.012	2
8	17	Garisto Francesco	ITA			MK1 Racing - RaceArt	ITA	Shadow DNM8	1:44.616	12	1:44.981	9	1:45.053	10	1:45.451	4	1:46.116	13
9	3	Delsaux Ulysse	FRA			RDV Competition	FRA	EuroNASCAR FJ	1:44.620	5	1:44.982	2	1:51.837	3	2:01.285	6	12:49.25	4
10	65	Benedetti Roberto	ITA	Lege	3	The Club Motorsport	ITA	Chevrolet Camaro	1:44.917	11	1:45.088	6	1:45.422	8	1:45.429	5	1:45.687	4
11	90	Deodhar Advait	IND			Not Only Motorsport	ITA	Chevrolet Camaro	1:45.121	9	1:46.753	4	1:47.439	10	1:47.520	13	1:49.357	11
12	16	De Matteo Alfredo	ITA	Rooke	3	MK1 Racing - RaceArt	ITA	Shadow DNM8	1:45.242	12	1:54.882	5	2:10.174	9	2:13.685	3	5:50.505	6
13	33	Jouffreau Paul	FRA	Rooke	4	Speedhouse	FRA	Ford Mustang	1:45.574	5	1:45.686	4	1:45.900	10	1:46.170	9	1:46.846	12
14	46	Gomes Miguel	PRT	Lege	4	Marko Stipp Motorsport	DEU	Chevrolet Camaro	1:45.585	9	1:46.088	10	1:46.712	4	1:46.979	7	1:46.986	8
15	54	Del Castello Luli	ITA	Lady Rooke	1	CAAL Racing	ITA	Chevrolet Camaro	1:45.719	14	1:46.293	13	1:46.427	12	1:46.768	9	1:46.805	15
16	8	Valeri Paolo	ITA	Lege	5	Racers Motorsport	ITA	Chevrolet Camaro	1:45.777	8	1:46.385	11	1:46.463	3	1:46.651	6	1:46.683	4
17	58	Lenz Christoph	CHE	Rooke Leoen	1	Racingfuel Motorsport	CHE	Chevrolet Camaro	1:45.834	4	1:45.944	5	1:46.059	8	1:46.312	13	1:46.430	6
18	1	Tronconi Andrea	ITA	Rooke Leoen	1	Academy Motorsport / Alex Caffi Motorsport	ITA	Ford Mustang	1:46.157	3	1:46.316	8	1:46.497	9	1:46.898	10	2:07.371	6
19	23	Lintukanto Leevi	FIN			Team Bleekemolen	NLD	Chevrolet Camaro	1:46.356	10	1:46.640	5	1:47.334	3	1:48.319	14	1:48.601	6
20	72	Bleekemolen Michael	NLD	Lege	6	Team Bleekemolen	NLD	Ford Mustang	1:46.633	3								
21	4	Panagiotis Yannick	FRA	Rooke Leoen	2	Panasport	FRA	Ford Mustang	1:47.636	10	1:47.665	6	1:47.735	11	1:47.935	7	1:48.046	9
22	38	Koloc Yasmeen	ARE	Lady Rooke	2	Buggyra ZM-MFT Racing	ARE	Ford Mustang	1:47.974	15	1:48.044	6	1:48.108	14	1:48.154	9	1:48.233	12
23	64	Quintal Eric	FRA	Lege	7	Speedhouse	FRA	Ford Mustang	1:47.995	8	1:48.550	12	1:48.907	6	1:49.488	7	1:49.603	9
24	44	Koikkalainen Janne	FIN	Rooke Leoen	3	Team Bleekemolen	NLD	Chevrolet Camaro	1:48.986	3	1:49.082	12	1:49.400	5	1:49.954	11	1:50.637	9
25	89	Panebianco Alberto	ITA			Not Only Motorsport	ITA	Chevrolet Camaro	1:50.193	2	1:53.483	3	5:37.033	5				
26	40	Hauer Matthias	DEU	Lege	8	Speedhouse	FRA	Ford Mustang	1:50.600	8	1:51.396	13	1:51.711	11	1:51.978	9	1:52.582	10
27	94	Mettler Roger	CHE	Rooke Leoen	4	Racingfuel Motorsport	CHE	Chevrolet Camaro	1:51.038	4	1:51.091	7	1:51.561	2	1:51.631	8	2:00.666	9
28	2	Vingilis Kasparas	LTU	Rooke	5	Academy Motorsport / Alex Caffi Motorsport	ITA	EuroNASCAR FJ	1:51.921	8	1:52.347	7	1:53.678	6	1:56.867	5	1:58.523	4
29	27	Schober Patrick	AUT	Rooke	6	Double V	ITA	Ford Mustang	2:14.408	2								



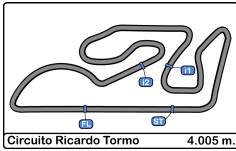
Circuit Ricardo Tormo

EURONASCAR 2

Free Practice - 2

Fastest Laps Sequence

Lap	Time of Day	Session Time	Nº	Driver	Nat	Cat	Team	Nat	Vehicle	Time	Km/h
2	17:24:20.859	4:20.859	24	Malcharek Christian			PK Carsport		Chevrolet Camaro	1:45.842	136.2
2	17:24:44.536	4:44.536	50	Hezemans Liam		Rookie	Hendriks Motorsport		Ford Mustang	1:45.485	136.6
2	17:26:08.914	6:08.914	56	Linster Gil			CAAL Racing		Ford Mustang	1:43.873	138.8
4	17:29:59.910	9:59.910	56	Linster Gil			CAAL Racing		Ford Mustang	1:43.840	138.8
3	17:30:38.174	10:38.174	7	Doubek Martin			Hendriks Motorsport		Ford Mustang	1:43.161	139.7
15	17:50:18.912	30:18.912	88	Naska Alberto		Rookie	CAAL Racing		Chevrolet Camaro	1:43.077	139.8



Circuit Ricardo Tormo
EURONASCAR 2
Free Practice - 2
Pit Stop Analysis

1 Tronconi Andrea Ford Mustang
 RookieLegen Academy Motorsport / Alex Caffi

Nº	In Day Time	In Time	Out Time	Pit Time	T. Pit Time	Handicap	Diff.
1	17:36:59.280	17:36:59.280	17:44:31.627	7:32.347	7:32.347		

2 Vingilis Kasparas EuroNASCAR FJ
 Rookie Academy Motorsport / Alex Caffi

Nº	In Day Time	In Time	Out Time	Pit Time	T. Pit Time	Handicap	Diff.
1	17:29:40.287	17:29:40.287	17:31:48.514	2:08.227	2:08.227		

3 Delsaux Ulysse EuroNASCAR FJ
 RDV Competition

Nº	In Day Time	In Time	Out Time	Pit Time	T. Pit Time	Handicap	Diff.
1	17:35:28.240	17:35:28.240	17:46:32.614	11:04.374	11:04.374		

7 Doubek Martin Ford Mustang
 Hendriks Motorsport

Nº	In Day Time	In Time	Out Time	Pit Time	T. Pit Time	Handicap	Diff.
1	17:34:10.317	17:34:10.317	17:36:28.172	2:17.855	2:17.855		

8 Valeri Paolo Chevrolet Camaro
 Legend Racers Motorsport

Nº	In Day Time	In Time	Out Time	Pit Time	T. Pit Time	Handicap	Diff.
1	17:44:01.040	17:44:01.040	17:46:28.147	2:27.107	2:27.107		

16 De Matteo Alfredo Shadow DNM8
 Rookie MK1 Racing - RaceArt Technology

Nº	In Day Time	In Time	Out Time	Pit Time	T. Pit Time	Handicap	Diff.
1	17:31:27.730	17:31:27.730	17:35:30.519	4:02.789	4:02.789		
2	17:41:16.793	17:41:16.793	17:41:41.865	25.072	4:27.861		

17 Garisto Francesco Shadow DNM8
 MK1 Racing - RaceArt Technology

Nº	In Day Time	In Time	Out Time	Pit Time	T. Pit Time	Handicap	Diff.
1	17:31:34.736	17:31:34.736	17:32:56.006	1:21.270	1:21.270		
2	17:36:35.144	17:36:35.144	17:36:59.883	24.739	1:46.009		

24 Malcharek Christian Chevrolet Camaro
 PK Carsport

Nº	In Day Time	In Time	Out Time	Pit Time	T. Pit Time	Handicap	Diff.
1	17:37:07.512	17:37:07.512	17:39:01.084	1:53.572	1:53.572		

40 Hauer Matthias Ford Mustang
 Legend Speedhouse

Nº	In Day Time	In Time	Out Time	Pit Time	T. Pit Time	Handicap	Diff.
1	17:33:48.205	17:33:48.205	17:35:15.881	1:27.676	1:27.676		

44 Koikkalainen Janne Chevrolet Camaro
 Rookie Team Bleekemolen

Nº	In Day Time	In Time	Out Time	Pit Time	T. Pit Time	Handicap	Diff.
1	17:37:56.470	17:37:56.470	17:39:30.637	1:34.167	1:34.167		

46 Gomes Miguel Chevrolet Camaro
 Legend Marko Stipp Motorsport

Nº	In Day Time	In Time	Out Time	Pit Time	T. Pit Time	Handicap	Diff.
1	17:28:38.363	17:28:38.363	17:29:36.540	58.177	58.177		
2	17:36:57.740	17:36:57.740	17:41:45.197	4:47.457	5:45.634		

50 Hezemans Liam Ford Mustang
 Rookie Hendriks Motorsport

Nº	In Day Time	In Time	Out Time	Pit Time	T. Pit Time	Handicap	Diff.
1	17:32:16.985	17:32:16.985	17:35:02.204	2:45.219	2:45.219		
2	17:45:39.473	17:45:39.473	17:46:03.963	24.490	3:09.709		

56 Linster Gil Ford Mustang
 CAAL Racing

Nº	In Day Time	In Time	Out Time	Pit Time	T. Pit Time	Handicap	Diff.
1	17:35:17.192	17:35:17.192	17:36:47.708	1:30.516	1:30.516		

65 Benedetti Roberto Chevrolet Camaro
 Legend The Club Motorsport

Nº	In Day Time	In Time	Out Time	Pit Time	T. Pit Time	Handicap	Diff.
1	17:38:05.575	17:38:05.575	17:40:48.422	2:42.847	2:42.847		

88 Naska Alberto Chevrolet Camaro
 Rookie CAAL Racing

Nº	In Day Time	In Time	Out Time	Pit Time	T. Pit Time	Handicap	Diff.
1	17:28:48.738	17:28:48.738	17:29:58.434	1:09.696	1:09.696		

89 Panebianco Alberto Chevrolet Camaro
 Not Only Motorsport

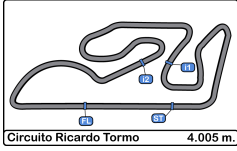
Nº	In Day Time	In Time	Out Time	Pit Time	T. Pit Time	Handicap	Diff.
1	17:38:03.617	17:38:03.617	17:41:53.615	3:49.998	3:49.998		

90 Deodhar Advait Chevrolet Camaro
 Not Only Motorsport

Nº	In Day Time	In Time	Out Time	Pit Time	T. Pit Time	Handicap	Diff.
1	17:32:18.051	17:32:18.051	17:34:38.714	2:20.663	2:20.663		

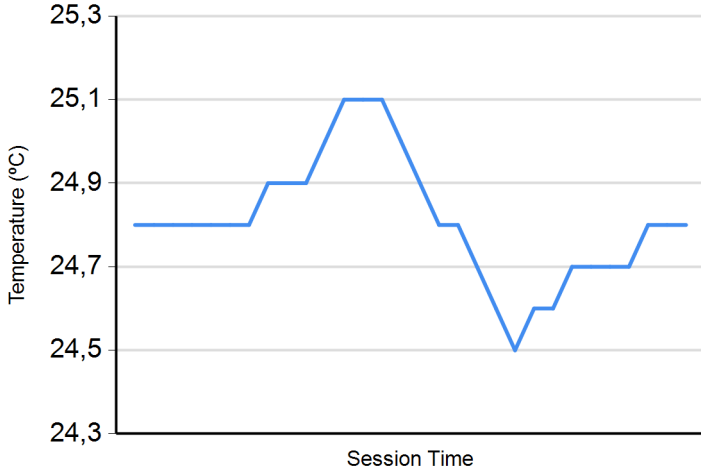
94 Mettler Roger Chevrolet Camaro
 Rookie Racingfuel Motorsport

Nº	In Day Time	In Time	Out Time	Pit Time	T. Pit Time	Handicap	Diff.
1	17:31:52.620	17:31:52.620	17:34:40.475	2:47.855	2:47.855		

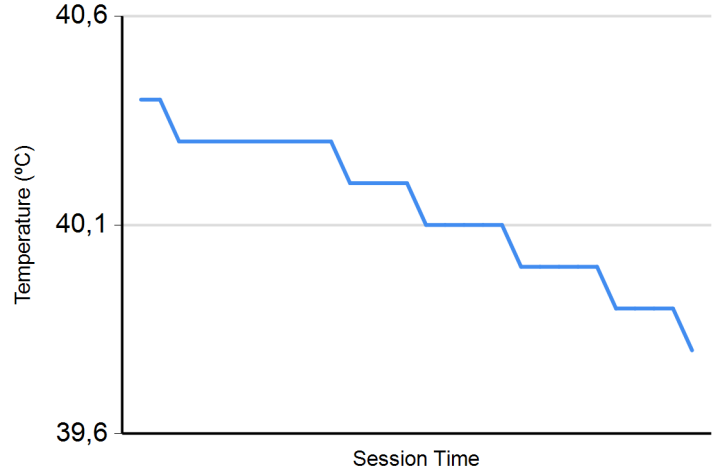


Circuit Ricardo Tormo
EURONASCAR 2
Free Practice - 2
Weather Report

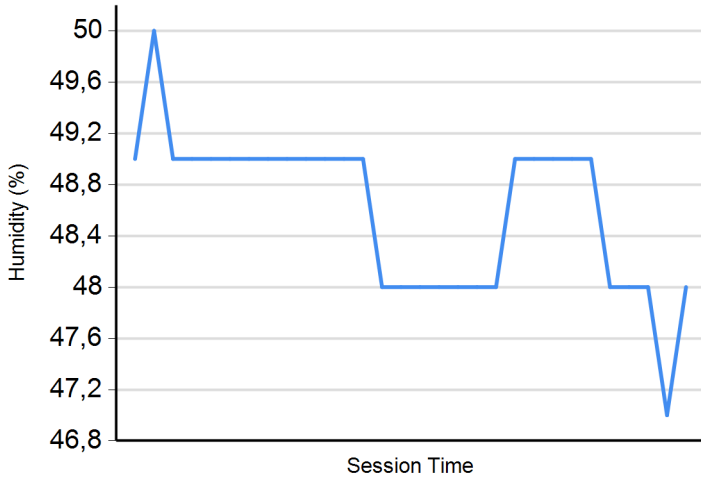
Air Temperature



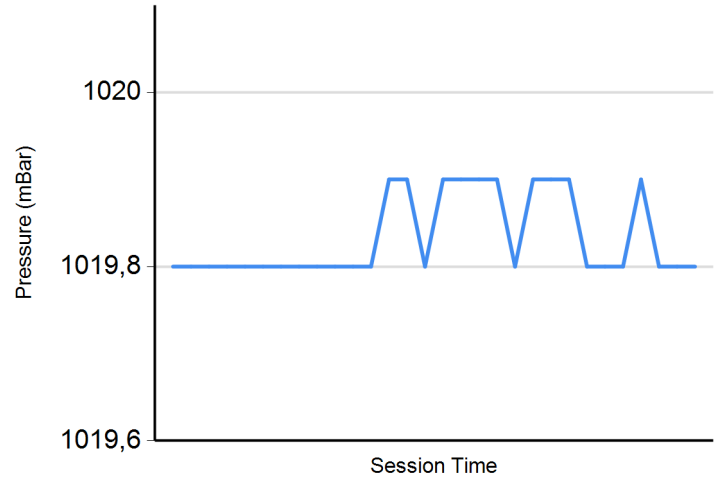
Track Temperature



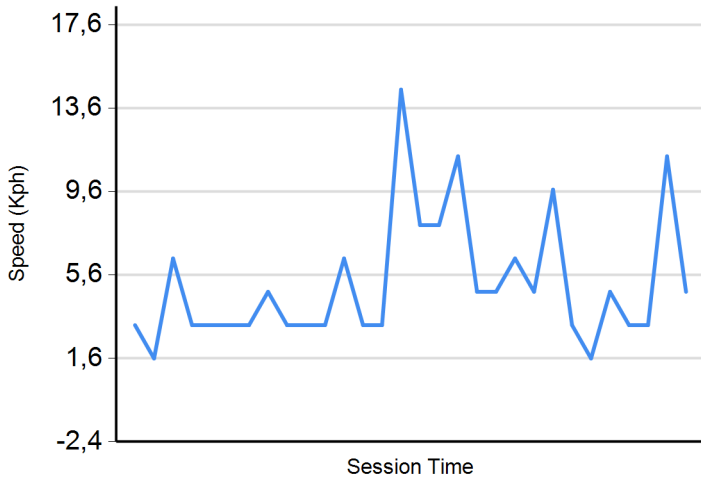
Humidity



Pressure



Wind Speed



Wind direction

North = 0°/360° Est = 90° South = 180° West = 270°

