

Circuit Ricardo Tormo

EURONASCAR PRO

Free Practice - 1

Provisional Results

Clas	Nº	Driver	Nat	Cat	Clas	Team	Nat	Vehicle	Laps	Best	Time	Gap	Interval	Km/h
1	5	Lemarie Patrick	FRA			Academy Motorsport / Alex Caffi Motorsport	ITA	EuroNASCAR FJ	6	5	1:42.702			140.3
2	54	Ercoli Gianmarco	ITA			CAAL Racing	ITA	Chevrolet Camaro	14	6	1:42.707	0.005	0.005	140.3
3	3	Gabillon Frederic	FRA			RDV Competition	FRA	EuroNASCAR FJ	13	5	1:42.966	0.264	0.259	140.0
4	64	Graff Alexander	SWE			Speedhouse	FRA	Ford Mustang	15	10	1:43.250	0.548	0.284	139.6
5	7	Doubek Martin	CZE	Chal	1	Hendriks Motorsport	NLD	Ford Mustang	11	10	1:43.334	0.632	0.084	139.5
6	24	Day Alon	ISR			PK Carsport	BEL	Chevrolet Camaro	13	4	1:43.527	0.825	0.193	139.2
7	50	Dauenhauer Tobias	DEU	Junior	1	Hendriks Motorsport	NLD	Ford Mustang	15	6	1:43.575	0.873	0.048	139.2
8	56	Rocca Nicolo	ITA			CAAL Racing	ITA	Ford Mustang	14	3	1:43.785	1.083	0.210	138.9
9	69	Bleekemolen Sebastiaan	NLD			Team Bleekemolen	NLD	Ford Mustang	14	10	1:43.806	1.104	0.021	138.8
10	14	Goossens Marc	BEL			Speedhouse	FRA	Ford Mustang	14	6	1:43.852	1.150	0.046	138.8
11	16	Cappelli Claudio Remigio	ITA	Chal	2	MK1 Racing - RaceArt Technology	ITA	Shadow DNM8	16	4	1:44.129	1.427	0.277	138.4
12	88	Lanza Massimiliano	ITA	Chal	3	CAAL Racing	ITA	Chevrolet Camaro	13	10	1:44.376	1.674	0.247	138.1
13	47	Colavita Leonardo	ITA	Junior	2	Racers Motorsport	ITA	Chevrolet Camaro	8	6	1:44.377	1.675	0.001	138.1
14	38	Grinbergas Gustas	LIT	Junior	3	Buggyra ZM-MFT Racing	ARE	Ford Mustang	15	4	1:44.454	1.752	0.077	138.0
15	58	Luhr Lucas	DEU			Racingfuel Motorsport	CHE	Chevrolet Camaro	12	11	1:44.520	1.818	0.066	137.9
16	18	Maggi Giorgio	CHE	Junior	4	Race Art Technology	CHE	Toyota Camry	13	7	1:44.595	1.893	0.075	137.8
17	46	Iannetta Romain	FRA			Marko Stipp Motorsport	DEU	Chevrolet Camaro	10	4	1:44.640	1.938	0.045	137.7
18	23	Tuomaala Henri	FIN	Chal	4	Team Bleekemolen	NLD	Chevrolet Camaro	14	9	1:44.782	2.080	0.142	137.5
19	55	Armetta Fabrizio	ITA	Chal	5	The Club Motorsport	ITA	Chevrolet Camaro	14	11	1:44.831	2.129	0.049	137.5
20	33	Barberini Cosimo	ITA	Chal	6	Speedhouse	FRA	Ford Mustang	16	10	1:44.896	2.194	0.065	137.4
21	48	Sokolovskiy Yevgen	UKR	Chal	7	Marko Stipp Motorsport	DEU	Chevrolet Camaro	13	12	1:45.523	2.821	0.627	136.6
22	65	Romagnoli Riccardo	ITA	Chal	8	The Club Motorsport	ITA	Chevrolet Camaro	13	8	1:45.956	3.254	0.433	136.0
23	8	Caso Dario	ITA	Chal	9	Racers Motorsport	ITA	Chevrolet Camaro	11	7	1:46.030	3.328	0.074	135.9
24	29	Koloc Aliyyah	ARE	Junior	5	Buggyra ZM-MFT Racing	ARE	Ford Mustang	15	9	1:46.830	4.128	0.800	134.9
25	17	Manfre Bernardo	ITA	Chal	10	MK1 Racing - RaceArt Technology	ITA	Shadow DNM8	16	12	1:46.919	4.217	0.089	134.8
26	72	Waden Ian Eric	FIN	Chal	11	Team Bleekemolen	NLD	Ford Mustang	13	12	1:47.399	4.697	0.480	134.2
27	4	Panagiotis Yannick	FRA	Chal	12	Panasport	FRA	Ford Mustang	11	5	1:48.401	5.699	1.002	133.0
28	44	Rautjarvi Jonne	FIN	Junior	6	Team Bleekemolen	NLD	Chevrolet Camaro	9	5	1:48.630	5.928	0.229	132.7
29	2	Monti Federico	ITA	Chal	13	Academy Motorsport / Alex Caffi Motorsport	ITA	EuroNASCAR FJ	6	3	1:48.954	6.252	0.324	132.3
30	90	Gabossi Nicolò	ITA	Chal	14	Not Only Motorsport	ITA	Chevrolet Camaro	1	1	13:54:03.628	13:52:20.	13:52:14.	00.0
31	89	Dallara Davide	ITA	Chal	15	Not Only Motorsport	ITA	Chevrolet Camaro	1	1	13:56:42.317	13:54:59.	2:38.689	00.0

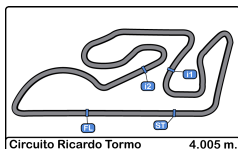
Published at:.....

Track Temp: 39.6 °C Air Temp: 25.5 °C Humidity: 48 % Track Status: DRY

Stewards:

Race Director:

Timekeeper:



Circuit Ricardo Tormo
EURONASCAR PRO
Free Practice - 1
Provisional Results by Category

Clas	Nº	Driver	Nat	Cat	Clas	Team	Nat	Vehicle	Laps	Best	Time	Gap	Interval	Km/h
1	5	Lemarie Patrick	FRA			Academy Motorsport / Alex Caffi Motorsport	ITA	EuroNASCAR FJ	6	5	1:42.702			140.3
2	54	Ercoli Gianmarco	ITA			CAAL Racing	ITA	Chevrolet Camaro	14	6	1:42.707	0.005	0.005	140.3
3	3	Gabillon Frederic	FRA			RDV Competition	FRA	EuroNASCAR FJ	13	5	1:42.966	0.264	0.259	140.0
4	64	Graff Alexander	SWE			Speedhouse	FRA	Ford Mustang	15	10	1:43.250	0.548	0.284	139.6
5	24	Day Alon	ISR			PK Carsport	BEL	Chevrolet Camaro	13	4	1:43.527	0.825	0.277	139.2
6	56	Rocca Nicolo	ITA			CAAL Racing	ITA	Ford Mustang	14	3	1:43.785	1.083	0.258	138.9
7	69	Bleekemolen Sebastiaan	NLD			Team Bleekemolen	NLD	Ford Mustang	14	10	1:43.806	1.104	0.021	138.8
8	14	Goossens Marc	BEL			Speedhouse	FRA	Ford Mustang	14	6	1:43.852	1.150	0.046	138.8
9	58	Luhr Lucas	DEU			Racingfuel Motorsport	CHE	Chevrolet Camaro	12	11	1:44.520	1.818	0.668	137.9
10	46	Iannetta Romain	FRA			Marko Stipp Motorsport	DEU	Chevrolet Camaro	10	4	1:44.640	1.938	0.120	137.7

Chal

1	7	Doubek Martin	CZE	Chal	1	Hendriks Motorsport	NLD	Ford Mustang	11	10	1:43.334			139.5
2	16	Cappelli Claudio Remigio	ITA	Chal	2	MK1 Racing - RaceArt Technology	ITA	Shadow DNM8	16	4	1:44.129	0.795	0.795	138.4
3	88	Lanza Massimiliano	ITA	Chal	3	CAAL Racing	ITA	Chevrolet Camaro	13	10	1:44.376	1.042	0.247	138.1
4	23	Tuomaala Henri	FIN	Chal	4	Team Bleekemolen	NLD	Chevrolet Camaro	14	9	1:44.782	1.448	0.406	137.5
5	55	Armetta Fabrizio	ITA	Chal	5	The Club Motorsport	ITA	Chevrolet Camaro	14	11	1:44.831	1.497	0.049	137.5
6	33	Barberini Cosimo	ITA	Chal	6	Speedhouse	FRA	Ford Mustang	16	10	1:44.896	1.562	0.065	137.4
7	48	Sokolovskiy Yevgen	UKR	Chal	7	Marko Stipp Motorsport	DEU	Chevrolet Camaro	13	12	1:45.523	2.189	0.627	136.6
8	65	Romagnoli Riccardo	ITA	Chal	8	The Club Motorsport	ITA	Chevrolet Camaro	13	8	1:45.956	2.622	0.433	136.0
9	8	Caso Dario	ITA	Chal	9	Racers Motorsport	ITA	Chevrolet Camaro	11	7	1:46.030	2.696	0.074	135.9
10	17	Manfre Bernardo	ITA	Chal	10	MK1 Racing - RaceArt Technology	ITA	Shadow DNM8	16	12	1:46.919	3.585	0.889	134.8
11	72	Waden Ian Eric	FIN	Chal	11	Team Bleekemolen	NLD	Ford Mustang	13	12	1:47.399	4.065	0.480	134.2
12	4	Panagiotis Yannick	FRA	Chal	12	Panasport	FRA	Ford Mustang	11	5	1:48.401	5.067	1.002	133.0
13	2	Monti Federico	ITA	Chal	13	Academy Motorsport / Alex Caffi Motorsport	ITA	EuroNASCAR FJ	6	3	1:48.954	5.620	0.553	132.3
14	90	Gabossi Nicolò	ITA	Chal	14	Not Only Motorsport	ITA	Chevrolet Camaro	1	1	13:54:03.628	13:52:20.	13:52:14.	00.0
15	89	Dallara Davide	ITA	Chal	15	Not Only Motorsport	ITA	Chevrolet Camaro	1	1	13:56:42.317	13:54:58.	2:38.689	00.0

Junior

1	50	Dauenhauer Tobias	DEU	Junior	1	Hendriks Motorsport	NLD	Ford Mustang	15	6	1:43.575			139.2
2	47	Colavita Leonardo	ITA	Junior	2	Racers Motorsport	ITA	Chevrolet Camaro	8	6	1:44.377	0.802	0.802	138.1
3	38	Grinbergas Gustas	LTU	Junior	3	Buggyra ZM-MFT Racing	ARE	Ford Mustang	15	4	1:44.454	0.879	0.077	138.0
4	18	Maggi Giorgio	CHE	Junior	4	Race Art Technology	CHE	Toyota Camry	13	7	1:44.595	1.020	0.141	137.8
5	29	Koloc Aliyyah	ARE	Junior	5	Buggyra ZM-MFT Racing	ARE	Ford Mustang	15	9	1:46.830	3.255	2.235	134.9
6	44	Rautjarvi Jonne	FIN	Junior	6	Team Bleekemolen	NLD	Chevrolet Camaro	9	5	1:48.630	5.055	1.800	132.7

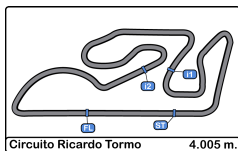
Published at:.....

Track Temp: 39.6 °C Air Temp: 25.5 °C Humidity: 48 % Track Status: DRY

Stewards:

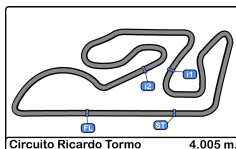
Race Director:

Timekeeper:



Circuit Ricardo Tormo
EURONASCAR PRO
Free Practice - 1
Lap Analysis

2 Monti Federico EuroNASCAR FJ							7 Doubek Martin Ford Mustang								
Chal Academy Motorsport / Alex Caffi							Chal Hendriks Motorsport								
Lap	D	Time	Sector 1	Sector 2	Sector 3	T. Spd	Elapsed	Lap	D	Time	Sector 1	Sector 2	Sector 3	T. Spd	Elapsed
1		13:53:31.686 P	13:52:08.702	43.556	39.428		13:53:31.686	1		13:45:08.511	13:43:48.016	44.609	35.886		13:45:08.511
2		2:53.256	1:43.691	40.019	29.546		13:56:24.942	2		1:46.538	40.340	37.615	28.583		13:46:55.049
3		1:48.954	41.210	38.245	29.499		13:58:13.896	3		1:44.924	39.606	36.836	28.482		13:48:39.973
4		1:49.293	40.655	38.481	30.157		14:00:03.189	4		1:44.638	39.178	37.178	28.282		13:50:24.611
5		1:52.043	41.049	40.267	30.727		14:01:55.232	5		1:45.561	39.529	36.928	29.104		13:52:10.172
6		2:06.666 P	41.585	40.982	44.099		14:04:01.898	6		1:44.278	39.083	36.719	28.476		13:53:54.450
3 Gabillon Frederic EuroNASCAR FJ							7 1:52.299 P 39.581 36.800 35.918 13:55:46.749								
RDV Competition							8 3:10.455 2:05.116 36.770 28.569 13:58:57.204								
Lap	D	Time	Sector 1	Sector 2	Sector 3	T. Spd	Elapsed	Lap	D	Time	Sector 1	Sector 2	Sector 3	T. Spd	Elapsed
1		13:42:21.059	13:41:08.488	41.718	30.853		13:42:21.059	9		1:47.264	40.232	38.641	28.391		14:00:44.468
2		1:48.946	41.587	38.124	29.235		13:44:10.005	10		1:43.334	38.728	36.515	28.091		14:02:27.802
3		1:44.208	39.035	36.797	28.376		13:45:54.213	11		1:50.910 P	39.185	37.333	34.392		14:04:18.712
4		1:43.136	38.631	36.248	28.257		13:47:37.349	8 Caso Dario Chevrolet Camaro							
5		1:42.966	38.430	35.992	28.544		13:49:20.315	Chal Racers Motorsport							
6		1:43.064	38.652	36.056	28.356		13:51:03.379	Lap	D	Time	Sector 1	Sector 2	Sector 3	T. Spd	Elapsed
7		1:52.542 P	39.068	36.978	36.496		13:52:55.921	1		13:42:54.441	13:41:35.344	44.611	34.486		13:42:54.441
8		4:44.458	3:38.061	37.670	28.727		13:57:40.379	2		1:49.149	41.357	38.193	29.599		13:44:43.590
9		1:44.074	38.695	36.455	28.924		13:59:24.453	3		1:47.343	40.018	37.927	29.398		13:46:30.933
10		1:49.368	43.391	37.609	28.368		14:01:13.821	4		2:06.323 P	40.570	45.718	40.035		13:48:37.256
11		1:45.670	38.679	37.675	29.316		14:02:59.491	5		6:44.974	5:38.047	37.872	29.055		13:55:22.230
12		1:44.301	38.692	36.405	29.204		14:04:43.792	6		1:48.780	41.944	37.957	28.879		13:57:11.010
13		1:51.165 P	38.698	36.512	35.955		14:06:34.957	7		1:46.030	39.992	37.120	28.918		13:58:57.040
4 Panagiotis Yannick Ford Mustang							8 2:07.175 39.510 58.654 29.011 14:01:04.215								
Chal Panasport							9 2:12.908 P 39.643 51.070 42.195 14:03:17.123								
Lap	D	Time	Sector 1	Sector 2	Sector 3	T. Spd	Elapsed	Lap	D	Time	Sector 1	Sector 2	Sector 3	T. Spd	Elapsed
1		13:49:26.586	13:48:15.136	40.685	30.765		13:49:26.586	10		6:43.563	5:36.463	38.018	29.082		14:10:00.686
2		1:50.456	42.201	38.341	29.914		13:51:17.042	11		2:02.269 P	41.686	39.759	40.824		14:12:02.955
3		1:48.664	41.117	37.908	29.639		13:53:05.706	14 Goossens Marc Ford Mustang							
4		1:48.780	41.219	37.727	29.834		13:54:54.486	Speedhouse							
5		1:48.401	40.927	38.017	29.457		13:56:42.887	Lap	D	Time	Sector 1	Sector 2	Sector 3	T. Spd	Elapsed
6		1:48.855	41.015	38.240	29.600		13:58:31.742	1		13:42:38.915	13:41:26.655	41.620	30.640		13:42:38.915
7		2:16.798 P	45.592	44.242	46.964		14:00:48.540	2		1:47.098	40.688	37.540	28.870		13:44:26.013
8		6:02.182	4:53.488	38.785	29.909		14:06:50.722	3		1:45.772	39.884	37.215	28.673		13:46:11.785
9		1:49.372	41.520	38.306	29.546		14:08:40.094	4		1:44.781	39.388	36.633	28.760		13:47:56.566
10		1:50.271	40.637	40.110	29.524		14:10:30.365	5		1:44.461	39.090	36.736	28.635		13:49:41.027
11		2:15.959 P	47.886	44.873	43.200		14:12:46.324	6		1:43.852	38.937	36.567	28.348		13:51:24.879
5 Lemarie Patrick EuroNASCAR FJ							9 4:44.250 39.078 36.834 28.338 14:01:26.362								
Academy Motorsport / Alex Caffi							10 1:43.938 38.805 36.644 28.489 14:03:10.300								
Lap	D	Time	Sector 1	Sector 2	Sector 3	T. Spd	Elapsed	Lap	D	Time	Sector 1	Sector 2	Sector 3	T. Spd	Elapsed
1		13:44:55.690	13:43:49.172	37.535	28.983		13:44:55.690	11		1:43.935	38.948	36.639	28.348		14:04:54.235
2		1:43.210	38.897	36.387	27.926		13:46:38.900	12		1:44.227	38.898	36.739	28.590		14:06:38.462
3		1:43.619	38.649	36.650	28.320		13:48:22.519	13		1:51.534 P	41.038	36.907	33.586		14:08:29.993
4		1:43.282	38.707	36.333	28.242		13:50:05.801	14		2:13.772 P	59.226	37.680	36.866		14:10:43.765
5		1:42.702	38.478	36.183	28.041		13:51:48.503								
6		1:51.845 P	38.696	36.807	36.342		13:53:40.348								

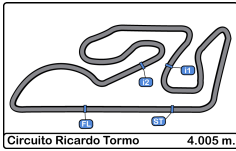


Circuit Ricardo Tormo
EURONASCAR PRO
Free Practice - 1
Lap Analysis

16 Cappelli Claudio Remigio Shadow DNM8							18 Maggi Giorgio Toyota Camry								
Chal			MK1 Racing - RaceArt Technology				Junior			Race Art Technology					
Lap	D	Time	Sector 1	Sector 2	Sector 3	T. Spd	Elapsed	Lap	D	Time	Sector 1	Sector 2	Sector 3	T. Spd	Elapsed
1		13:42:36.729 P	13:41:08.314	47.908	40.507		13:42:36.729	1		13:43:27.272	13:42:19.127	38.826	29.319		13:43:27.272
2		2:49.999	1:39.263	39.814	30.922		13:45:26.728	2		1:46.110	40.730	36.890	28.490		13:45:13.382
3		1:45.466	39.798	36.989	28.679		13:47:12.194	3		1:51.061 P	39.338	36.515	35.208		13:47:04.443
4		1:44.129	38.863	36.710	28.556		13:48:56.323	4		2:45.636	1:39.757	37.236	28.643		13:49:50.079
5		1:45.006	39.422	36.967	28.617		13:50:41.329	5		1:44.696	39.221	36.982	28.493		13:51:34.775
6		1:50.927 P	39.390	36.959	34.578		13:52:32.256	6		1:45.865	40.447	36.876	28.542		13:53:20.640
7		4:06.073 P	2:51.504	36.868	37.701		13:56:38.329	7		1:44.595	39.301	36.661	28.633		13:55:05.235
8		2:35.575	1:30.220	36.848	28.507		13:59:13.904	8		1:45.153	39.470	37.069	28.614		13:56:50.388
9		1:44.616	39.065	36.982	28.569		14:00:58.520	9		1:53.138 P	39.491	38.365	35.282		13:58:43.526
10		1:46.237	39.573	37.808	28.856		14:02:44.757	10		5:33.894	4:20.452	43.652	29.787		14:04:17.417
11		1:45.255	39.209	37.249	28.797		14:04:30.012	11		1:45.667	40.402	36.762	28.503		14:06:03.084
12		1:47.135	39.548	37.311	30.276		14:06:17.147	12		1:44.691	39.306	37.030	28.355		14:07:47.775
13		1:52.529	45.771	37.687	29.071		14:08:09.676	13		1:51.755 P	39.376	37.370	35.009		14:09:39.530
14		1:46.191	39.616	37.430	29.145		14:09:55.867	23 Tuomaala Henri Chevrolet Camaro							
15		1:45.178	39.543	37.070	28.565		14:11:41.045	Chal Team Bleekemolen							
16		1:56.921 P	43.874	37.525	35.522		14:13:37.966	Lap D Time Sector 1 Sector 2 Sector 3 T. Spd Elapsed							

17 Manfre Bernardo Shadow DNM8							23 Tuomaala Henri Chevrolet Camaro								
Chal			MK1 Racing - RaceArt Technology				Chal			Team Bleekemolen					
Lap	D	Time	Sector 1	Sector 2	Sector 3	T. Spd	Elapsed	Lap	D	Time	Sector 1	Sector 2	Sector 3	T. Spd	Elapsed
1		13:42:27.554	13:41:05.392	49.498	32.664		13:42:27.554	1		13:42:54.927	13:41:30.645	48.818	35.464		13:42:54.927
2		1:54.870	44.951	39.793	30.126		13:44:22.424	2		1:57.415	48.700	39.280	29.435		13:44:52.342
3		1:49.237	41.022	38.007	30.208		13:46:11.661	3		1:49.377	41.838	38.108	29.431		13:46:41.719
4		1:48.179	40.458	38.285	29.436		13:47:59.840	4		2:24.105 P	59.598	46.207	38.300		13:49:05.824
5		1:48.239	40.018	38.370	29.851		13:49:48.079	5		5:27.211	4:19.411	38.620	29.180		13:54:33.035
6		1:55.269 P	40.844	38.679	35.746		13:51:43.348	6		1:46.566	40.245	37.409	28.912		13:56:19.601
7		4:00.767	2:53.423	38.080	29.264		13:55:44.115	7		1:45.308	39.402	37.099	28.807		13:58:04.909
8		1:47.167	40.086	37.963	29.118		13:57:31.282	8		1:44.956	39.309	37.107	28.540		13:59:49.865
9		1:55.434 P	40.011	38.585	36.838		13:59:26.716	9		1:44.782	39.130	37.004	28.648		14:01:34.647
10		3:11.328	2:04.594	37.563	29.171		14:02:38.044	10		1:54.593 P	40.865	37.888	35.840		14:03:29.240
11		1:47.797	40.952	37.713	29.132		14:04:25.841	11		3:45.235	2:39.256	37.213	28.766		14:07:14.475
12		1:46.919	40.107	37.560	29.252		14:06:12.760	12		1:45.007	39.378	36.990	28.639		14:08:59.482
13		2:00.255	53.433	37.809	29.013		14:08:13.015	13		1:45.446	39.392	36.917	29.137		14:10:44.928
14		4:47.045	40.057	37.878	29.080		14:10:00.030	14		2:07.489 P	43.365	42.113	42.011		14:12:52.417
15		1:47.357	40.197	37.868	29.292		14:11:47.387	24 Day Alon Chevrolet Camaro							
16		1:53.703 P	40.318	37.995	35.390		14:13:41.090	PK Carsport							

Lap	D	Time	Sector 1	Sector 2	Sector 3	T. Spd	Elapsed
1		13:42:08.092	13:41:01.748	37.673	28.671		13:42:08.092
2		1:44.746	39.025	36.908	28.813		13:43:52.838
3		1:43.695	38.923	36.505	28.267		13:45:36.533
4		1:43.527	38.747	36.610	28.170		13:47:20.060
5		1:52.141 P	39.453	39.195	33.493		13:49:12.201
6		6:56.588	5:50.908	37.213	28.467		13:56:08.789
7		1:44.332	39.497	36.613	28.222		13:57:53.121
8		1:47.284	38.952	39.026	29.306		13:59:40.405
9		1:43.990	39.142	36.484	28.364		14:01:24.395
10		1:55.154 P	39.222	40.712	35.220		14:03:19.549
11		5:53.344	4:48.228	36.740	28.346		14:09:12.863
12		1:43.907	38.910	36.642	28.355		14:10:56.770
13		1:59.081 P	40.665	38.288	40.128		14:12:55.851

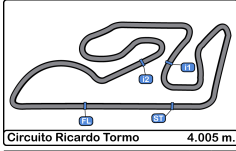


Circuit Ricardo Tormo
EURONASCAR PRO
Free Practice - 1
Lap Analysis

29 Koloc Aliyyah Ford Mustang 38						Grinbergas Gustas Ford Mustang									
Junior			Buggyra ZM-MFT Racing			Junior			Buggyra ZM-MFT Racing						
Lap	D	Time	Sector 1	Sector 2	Sector 3	T. Spd	Elapsed	Lap	D	Time	Sector 1	Sector 2	Sector 3	T. Spd	Elapsed
1		13:42:55.913	13:41:32.511	49.253	34.149		13:42:55.913	1		13:42:12.760	13:41:03.081	40.103	29.576		13:42:12.760
2		2:02.072	45.914	42.871	33.287		13:44:57.985	2		1:49.220	41.893	38.596	28.731		13:44:01.980
3		1:48.049	40.598	37.979	29.472		13:46:46.034	3		1:44.923	39.723	36.536	28.664		13:45:46.903
4		1:48.599	40.240	38.620	29.739		13:48:34.633	4		1:44.454	39.139	36.672	28.643		13:47:31.357
5		1:47.646	40.091	38.143	29.412		13:50:22.279	5		1:45.367	39.643	36.860	28.864		13:49:16.724
6		1:49.047	40.147	38.259	30.641		13:52:11.326	6		1:46.656	39.392	37.786	29.478		13:51:03.380
7		1:47.832	40.096	37.997	29.739		13:53:59.158	7		1:46.901	40.228	37.497	29.176		13:52:50.281
8		1:48.987	39.921	38.369	30.697		13:55:48.145	8		1:46.112	39.555	37.123	29.434		13:54:36.393
9		1:46.830	40.034	37.501	29.295		13:57:34.975	9		1:46.490	39.588	37.864	29.038		13:56:22.883
10		1:58.250 P	40.341	38.005	39.904		13:59:33.225	10		1:46.791	39.862	37.782	29.147		13:58:09.674
11		5:47.009	4:33.962	39.617	33.430		14:05:20.234	11		1:54.927 P	39.947	38.029	36.951		14:00:04.601
12		1:47.346	40.156	37.760	29.430		14:07:07.580	12		7:31.026	6:24.882	37.126	29.018		14:07:35.627
13		1:47.953	40.345	37.823	29.785		14:08:55.533	13		1:46.134	39.985	37.165	28.984		14:09:21.761
14		1:48.199	40.238	37.877	30.084		14:10:43.732	14		1:46.774	39.884	38.088	28.802		14:11:08.535
15		2:06.071 P	43.097	41.313	41.661		14:12:49.803	15		2:05.660 P	42.330	41.555	41.775		14:13:14.195

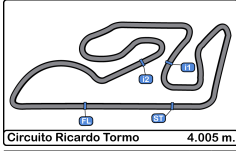
33 Barberini Cosimo Ford Mustang 44						Rautjarvi Jonne Chevrolet Camaro									
Chal			Speedhouse			Junior			Team Bleekemolen						
Lap	D	Time	Sector 1	Sector 2	Sector 3	T. Spd	Elapsed	Lap	D	Time	Sector 1	Sector 2	Sector 3	T. Spd	Elapsed
1		13:43:09.426	13:41:44.415	47.772	37.239		13:43:09.426	1		13:43:00.583	13:41:32.975	52.180	35.428		13:43:00.583
2		1:54.004	44.187	39.687	30.130		13:45:03.430	2		1:58.473	44.575	42.710	31.188		13:44:59.056
3		1:47.742	40.720	37.853	29.169		13:46:51.172	3		1:49.402	41.008	38.097	30.297		13:46:48.458
4		1:47.244	40.287	37.523	29.434		13:48:38.416	4		1:49.784	40.760	38.294	30.730		13:48:38.242
5		2:05.101 P	44.631	42.391	38.079		13:50:43.517	5		1:48.630	40.694	38.351	29.585		13:50:26.872
6		4:19.369	3:12.723	37.543	29.103		13:55:02.886	6		1:58.944 P	40.505	38.567	39.872		13:52:25.816
7		1:46.261	40.123	37.345	28.793		13:56:49.147	7		3:23.639	2:12.422	39.997	31.220		13:55:49.455
8		1:45.826	40.218	37.018	28.590		13:58:34.973	8		2:01.320 P	41.894	40.033	39.393		13:57:50.775
9		1:55.733	39.752	42.644	33.337		14:00:30.706	9		4:15.500 P	2:58.114	39.143	38.243		14:02:06.275
10		1:44.896	39.560	36.879	28.457		14:02:15.602								
11		1:45.845	39.958	37.140	28.747		14:04:01.447								
12		1:45.978	39.514	37.400	29.064		14:05:47.425								
13		1:45.316	39.490	37.032	28.794		14:07:32.741								
14		1:45.223	39.516	37.123	28.584		14:09:17.964								
15		1:44.987	39.705	36.762	28.520		14:11:02.951								
16		2:02.571 P	46.025	37.443	39.103		14:13:05.522								

46 Iannetta Romain Chevrolet Camaro							
Marko Stipp Motorsport							
Lap	D	Time	Sector 1	Sector 2	Sector 3	T. Spd	Elapsed
1		13:43:43.334	13:42:33.615	40.070	29.649		13:43:43.334
2		1:45.090	39.731	36.718	28.641		13:45:28.424
3		1:45.080	39.468	36.744	28.868		13:47:13.504
4		1:44.640	39.333	36.576	28.731		13:48:58.144
5		1:54.211 P	39.520	37.338	37.353		13:50:52.355
6		8:01.598	6:55.474	37.276	28.848		13:58:53.953
7		1:46.259	39.373	37.363	29.523		14:00:40.212
8		1:45.255	39.747	36.733	28.775		14:02:25.467
9		1:45.077	39.280	37.098	28.699		14:04:10.544
10		1:55.340 P	41.427	39.372	34.541		14:06:05.884



Circuit Ricardo Tormo
EURONASCAR PRO
Free Practice - 1
Lap Analysis

47 Colavita Leonardo							54 Ercoli Gianmarco								
Junior Racers Motorsport							CAAL Racing								
Lap	D	Time	Sector 1	Sector 2	Sector 3	T. Spd	Elapsed	Lap	D	Time	Sector 1	Sector 2	Sector 3	T. Spd	Elapsed
1		13:42:20.434	13:41:02.952	44.224	33.258		13:42:20.434	1		13:43:07.343	13:41:59.697	38.125	29.521		13:43:07.343
2		2:05.790 P	45.198	42.033	38.559		13:44:26.224	2		1:46.012	39.561	37.934	28.517		13:44:53.355
3		19:04.879	17:52.788	41.812	30.279		14:03:31.103	3		1:44.377	39.978	36.324	28.075		13:46:37.732
4		1:46.460	40.212	37.108	29.140		14:05:17.563	4		1:44.014	38.832	36.799	28.383		13:48:21.746
5		1:45.234	39.555	36.943	28.736		14:07:02.797	5		1:42.777	38.259	36.297	28.221		13:50:04.523
6		1:44.377	39.075	36.794	28.508		14:08:47.174	6		1:42.707	38.390	36.176	28.141		13:51:47.230
7		1:44.245	38.903	36.749	28.593		14:10:31.419	7		1:54.554 P	39.088	38.780	36.686		13:53:41.784
8		2:15.900 P	47.983	44.633	43.284		14:12:47.319	8		7:43.927	6:38.473	36.846	28.608		14:01:25.711
9								9		1:43.122	38.481	36.279	28.362		14:03:08.833
10								10		1:47.385	42.453	36.759	28.173		14:04:56.218
11								11		1:43.304	38.637	36.254	28.500		14:06:39.609
12								12		1:43.147	38.538	36.387	28.222		14:08:22.756
13								13		1:43.183	38.316	36.458	28.409		14:10:05.939
14								14		1:52.156 P	39.278	37.375	35.503		14:11:58.095
48 Sokolovskiy Yevgen							55 Armetta Fabrizio								
Chal Marko Stipp Motorsport							The Club Motorsport								
Lap	D	Time	Sector 1	Sector 2	Sector 3	T. Spd	Elapsed	Lap	D	Time	Sector 1	Sector 2	Sector 3	T. Spd	Elapsed
1		13:45:57.567	13:44:46.959	40.353	30.255		13:45:57.567	1		13:42:52.252	13:41:28.061	49.796	34.395		13:42:52.252
2		1:47.383	40.768	37.455	29.160		13:47:44.950	2		1:54.030	44.785	40.052	29.193		13:44:46.282
3		1:46.265	39.973	37.380	28.912		13:49:31.215	3		1:44.936	39.199	36.985	28.752		13:46:31.218
4		1:55.473 P	40.623	38.094	36.456		13:51:26.388	4		1:53.879	47.957	37.101	28.821		13:48:25.097
5		3:47.988	2:38.201	39.803	29.984		13:55:14.376	5		1:45.285	39.215	37.059	29.011		13:50:10.382
6		1:46.575	39.973	37.517	29.085		13:57:00.951	6		2:11.408 P	41.649	47.262	42.587		13:52:21.880
7		1:46.943	39.736	37.303	28.974		13:58:46.964	7		5:24.435	4:15.698	37.352	31.385		13:57:46.315
8		1:47.264	39.742	37.496	30.026		14:00:34.228	8		1:45.299	39.292	37.234	28.773		13:59:31.614
9		1:53.005 P	40.071	37.852	35.082		14:02:27.233	9		1:44.967	39.111	37.004	28.852		14:01:16.581
10		1:50.565	3:44.025	37.635	28.905		14:07:17.798	10		1:44.986	39.035	37.214	28.737		14:03:01.567
11		1:46.957	39.707	37.330	29.020		14:09:03.855	11		1:44.831	39.101	36.978	28.752		14:04:46.398
12		1:45.523	39.579	37.248	28.696		14:10:49.378	12		1:47.043	39.234	37.292	30.517		14:06:33.441
13		2:04.823 P	45.164	39.025	40.634		14:12:54.201	13		1:45.491	39.512	37.122	28.857		14:08:18.932
14								14		1:55.350 P	39.248	37.042	39.060		14:10:14.282
50 Dauenhauer Tobias							56 Rocca Nicolo								
Junior Hendriks Motorsport							Ford Mustang CAAL Racing								
Lap	D	Time	Sector 1	Sector 2	Sector 3	T. Spd	Elapsed	Lap	D	Time	Sector 1	Sector 2	Sector 3	T. Spd	Elapsed
1		13:42:13.529	13:41:05.630	39.124	28.775		13:42:13.529	1		13:42:04.678	13:40:56.812	38.345	29.521		13:42:04.678
2		1:45.367	40.196	36.962	28.209		13:43:58.896	2		1:49.098	41.466	38.667	28.965		13:43:53.776
3		1:44.026	39.220	36.568	28.238		13:45:42.922	3		1:43.785	38.864	36.750	28.171		13:45:37.561
4		1:43.685	38.910	36.638	28.137		13:47:26.607	4		1:43.346	38.745	36.600	28.001		13:47:20.907
5		1:44.067	39.258	36.631	28.178		13:49:10.674	5		1:43.898	38.766	36.807	28.325		13:49:04.805
6		1:43.575	38.847	36.646	28.082		13:50:54.249	6		1:43.918	38.984	36.678	28.256		13:50:48.723
7		1:50.329 P	39.100	36.867	34.362		13:52:44.578	7		1:51.589 P	39.120	36.903	35.566		13:52:40.312
8		1:38.496	3:33.153	36.892	28.451		13:57:23.074	8		8:22.035	7:15.835	37.913	28.287		14:01:02.347
9		1:43.698	38.790	36.769	28.139		13:59:06.772	9		1:44.255	39.223	36.785	28.247		14:02:46.602
10		1:43.463	38.735	36.559	28.169		14:00:50.235	10		1:44.049	38.897	36.701	28.451		14:04:30.651
11		1:44.125	39.243	36.636	28.246		14:02:34.360	11		1:40.399	40.427	39.793	29.179		14:06:20.050
12		1:49.764 P	39.348	37.088	33.328		14:04:24.124	12		1:44.784	39.505	36.757	28.522		14:08:04.834
13		4:19.208	3:13.771	36.898	28.539		14:08:43.332	13		1:44.718	39.314	36.807	28.597		14:09:49.552
14		1:43.837	38.770	36.460	28.607		14:10:27.169	14		1:52.181 P	39.163	38.736	34.282		14:11:41.733
15		1:49.440 P	38.752	36.812	33.876		14:12:16.609								



Circuit Ricardo Tormo
EURONASCAR PRO
Free Practice - 1
Lap Analysis

58 Luhr Lucas Chevrolet Camaro 69 Bleekemolen Sebastiaan Ford Mustang
Racingfuel Motorsport Team Bleekemolen

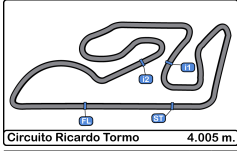
Lap	D	Time	Sector 1	Sector 2	Sector 3	T. Spd	Elapsed	Lap	D	Time	Sector 1	Sector 2	Sector 3	T. Spd	Elapsed
1		13:46:24.632	13:45:18.020	37.647	28.965		13:46:24.632	1		13:41:56.398	13:40:49.533	37.771	29.094		13:41:56.398
2		1:44.856	39.511	36.535	28.810		13:48:09.488	2		1:45.188	39.322	37.183	28.683		13:43:41.586
3		1:44.731	39.467	36.492	28.772		13:49:54.219	3		1:44.190	39.105	36.429	28.656		13:45:25.776
4		1:44.649	39.065	36.595	28.989		13:51:38.868	4		1:43.948	39.108	36.520	28.320		13:47:09.724
5		1:44.727	39.346	36.727	28.654		13:53:23.595	5		1:44.229	39.115	36.718	28.396		13:48:53.953
6		1:52.894 P	40.389	37.992	34.513		13:55:16.489	6		2:01.336 P	42.624	40.315	38.397		13:50:55.289
7		7:10.213	6:04.787	36.647	28.779		14:02:26.702	7		8:06.163	7:00.340	37.048	28.775		13:59:01.452
8		1:44.484	39.218	36.846	28.420		14:04:11.186	8		1:45.150	39.305	37.295	28.550		14:00:46.602
9		1:45.017	39.451	37.006	28.560		14:05:56.203	9		1:43.868	38.992	36.583	28.293		14:02:30.470
10		1:47.718	39.316	37.544	30.858		14:07:43.921	10		1:43.806	38.813	36.500	28.493		14:04:14.276
11		1:44.520	39.024	36.968	28.528		14:09:28.441	11		1:45.020	39.159	37.210	28.651		14:05:59.296
12		1:52.586 P	40.260	37.132	35.194		14:11:21.027	12		1:44.023	38.820	36.528	28.675		14:07:43.319
								13		1:44.732	39.007	37.082	28.643		14:09:28.051
								14		1:57.992 P	41.643	38.901	37.448		14:11:26.043

64 Graff Alexander Ford Mustang 72 Waden Ian Eric Ford Mustang
Speedhouse Chal Team Bleekemolen

Lap	D	Time	Sector 1	Sector 2	Sector 3	T. Spd	Elapsed	Lap	D	Time	Sector 1	Sector 2	Sector 3	T. Spd	Elapsed
1		13:42:45.682	13:41:31.021	43.918	30.743		13:42:45.682								
2		1:49.564	42.680	38.088	28.796		13:44:35.246	1		13:42:57.366	13:41:43.217	42.290	31.859		13:42:57.366
3		1:44.272	39.547	36.445	28.280		13:46:19.518	2		1:54.269	45.008	39.467	29.794		13:44:51.635
4		1:43.304	38.695	36.297	28.312		13:48:02.822	3		1:52.075	44.037	38.475	29.563		13:46:43.710
5		1:44.247	38.582	36.920	28.745		13:49:47.069	4		1:48.815	40.702	38.120	29.993		13:48:32.525
6		1:43.296	38.676	36.131	28.489		13:51:30.365	5		1:48.245	40.468	38.290	29.487		13:50:20.770
7		1:51.493 P	39.421	36.650	35.422		13:53:21.858	6		1:48.559	40.454	38.485	29.620		13:52:09.329
8		4:16.648	3:10.983	37.075	28.590		13:57:38.506	7		1:59.296 P	40.974	38.182	40.140		13:54:08.625
9		1:45.531	38.689	36.538	30.304		13:59:24.037	8		5:37.663	4:29.188	38.837	29.638		13:59:46.288
10		1:43.250	38.755	36.306	28.189		14:01:07.287	9		1:47.897	40.682	37.901	29.314		14:01:34.185
11		1:43.555	38.604	36.297	28.654		14:02:50.842	10		1:47.812	40.736	37.790	29.286		14:03:21.997
12		1:51.515 P	38.737	36.205	36.573		14:04:42.357	11		1:50.594	41.657	38.896	30.041		14:05:12.591
13		4:39.904	3:35.273	36.424	28.207		14:09:22.261	12		1:47.399	39.977	37.801	29.621		14:06:59.990
14		1:45.082	39.604	36.972	28.506		14:11:07.343	13		2:03.545 P	43.721	41.314	38.510		14:09:03.535
15		2:00.564 P	42.507	38.972	39.085		14:13:07.907								

65 Romagnoli Riccardo Chevrolet Camaro 88 Lanza Massimiliano Chevrolet Camaro
Chal The Club Motorsport Chal CAAL Racing

Lap	D	Time	Sector 1	Sector 2	Sector 3	T. Spd	Elapsed	Lap	D	Time	Sector 1	Sector 2	Sector 3	T. Spd	Elapsed
1		13:42:53.029	13:41:28.710	49.940	34.379		13:42:53.029	1		13:44:25.504	13:43:18.077	38.429	28.998		13:44:25.504
2		1:53.946	45.976	38.622	29.348		13:44:46.975	2		1:47.330	40.179	38.170	28.981		13:46:12.834
3		1:46.187	40.036	37.262	28.889		13:46:33.162	3		1:45.473	39.679	37.276	28.518		13:47:58.307
4		2:04.339	40.156	53.588	30.595		13:48:37.501	4		1:45.568	39.666	37.145	28.757		13:49:43.875
5		1:46.428	40.248	37.359	28.821		13:50:23.929	5		1:56.578 P	42.144	38.787	35.647		13:51:40.453
6		1:54.714 P	41.258	38.030	35.426		13:52:18.643	6		5:14.175	4:01.310	42.953	29.912		13:56:54.628
7		3:51.908	2:39.480	42.792	29.636		13:56:10.551	7		1:45.492	39.706	37.006	28.780		13:58:40.120
8		1:45.956	39.868	37.246	28.842		13:57:56.507	8		2:10.431 P	38.922	51.364	40.145		14:00:50.551
9		1:46.472	40.046	37.540	28.886		13:59:42.979	9		3:37.730	2:29.891	39.291	28.548		14:04:28.281
10		1:46.565	39.959	37.660	28.946		14:01:29.544	10		1:44.376	38.851	36.866	28.659		14:06:12.657
11		1:46.985	39.965	37.495	29.525		14:03:16.529	11		1:44.848	38.661	37.143	29.044		14:07:57.505
12		1:46.529	40.064	37.564	28.901		14:05:03.058	12		1:44.349	38.979	37.054	28.286		14:09:41.824
13		1:52.447 P	40.338	38.209	33.870		14:06:55.475	13		2:05.824 P	44.337	42.773	38.714		14:11:47.648



Circuito Ricardo Tormo
EURONASCAR PRO
 Free Practice - 1
Lap Analysis

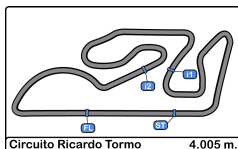
Circuito Ricardo Tormo 4.005 m.

89 Dallara Davide Chevrolet Camaro
 Chal Not Only Motorsport

Lap	D	Time	Sector 1	Sector 2	Sector 3	T. Spd	Elapsed
1		13:56:42.317 P	13:55:09.890	49.387	43.040		13:56:42.317

90 Gabossi Nicolò Chevrolet Camaro
 Chal Not Only Motorsport

Lap	D	Time	Sector 1	Sector 2	Sector 3	T. Spd	Elapsed
1		13:54:03.628 P	13:52:21.407	52.859	49.362		13:54:03.628



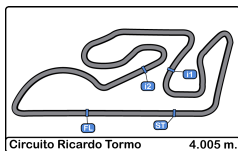
Circuit Ricardo Tormo

EURONASCAR PRO

Free Practice - 1

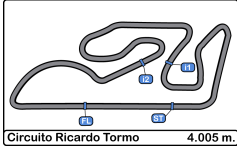
Best Sectors Results

Sector - 1				Sector - 2				Sector - 3				Ideal Lap vs Best Lap				
Clas	Nº	Driver	Time	Nº	Driver	Time	Nº	Driver	Time	Clas	Nº	Driver	Ideal Lap	Best Lap	Clas	
1	54	Ercoli Gianmarco	38.259	3	Gabillon Frederic	35.992	5	Lemarie Patrick	27.926	1	54	Ercoli Gianmarco	1:42.510	1:42.707	2	
2	3	Gabillon Frederic	38.430	64	Graff Alexander	36.131	56	Rocca Nicolo	28.001	2	5	Lemarie Patrick	1:42.587	1:42.702	1	
3	5	Lemarie Patrick	38.478	54	Ercoli Gianmarco	36.176	54	Ercoli Gianmarco	28.075	3	3	Gabillon Frederic	1:42.679	1:42.966	3	
4	64	Graff Alexander	38.582	5	Lemarie Patrick	36.183	50	Dauenhauer Tobias	28.082	4	64	Graff Alexander	1:42.902	1:43.250	4	
5	88	Lanza Massimiliano	38.661	69	Bleekemolen Sebastiaan	36.429	7	Doubek Martin	28.091	5	50	Dauenhauer Tobias	1:43.277	1:43.575	7	
6	7	Doubek Martin	38.728	50	Dauenhauer Tobias	36.460	24	Day Alon	28.170	6	7	Doubek Martin	1:43.334	1:43.334	5	
7	50	Dauenhauer Tobias	38.735	24	Day Alon	36.484	64	Graff Alexander	28.189	7	56	Rocca Nicolo	1:43.346	1:43.785	8	
8	56	Rocca Nicolo	38.745	58	Luhr Lucas	36.492	3	Gabillon Frederic	28.257	8	24	Day Alon	1:43.401	1:43.527	6	
9	24	Day Alon	38.747	7	Doubek Martin	36.515	88	Lanza Massimiliano	28.286	9	69	Bleekemolen Sebastiaan	1:43.535	1:43.806	9	
10	14	Goossens Marc	38.805	18	Maggi Giorgio	36.515	69	Bleekemolen Sebastiaan	28.293	10	14	Goossens Marc	1:43.710	1:43.852	10	
11	69	Bleekemolen Sebastiaan	38.813	38	Grinbergas Gustas	36.536	14	Goossens Marc	28.338	11	88	Lanza Massimiliano	1:43.813	1:44.376	12	
12	16	Cappelli Claudio Remigio	38.863	14	Goossens Marc	36.567	18	Maggi Giorgio	28.355	12	58	Luhr Lucas	1:43.936	1:44.520	15	
13	47	Colavita Leonardo	38.903	46	Iannetta Romain	36.576	58	Luhr Lucas	28.420	13	16	Cappelli Claudio Remigio	1:44.080	1:44.129	11	
14	58	Luhr Lucas	39.024	56	Rocca Nicolo	36.600	33	Barberini Cosimo	28.457	14	18	Maggi Giorgio	1:44.091	1:44.595	16	
15	55	Armetta Fabrizio	39.035	16	Cappelli Claudio Remigio	36.710	16	Cappelli Claudio Remigio	28.507	15	47	Colavita Leonardo	1:44.160	1:44.377	13	
16	23	Tuomaala Henri	39.130	47	Colavita Leonardo	36.749	47	Colavita Leonardo	28.508	16	38	Grinbergas Gustas	1:44.318	1:44.454	14	
17	38	Grinbergas Gustas	39.139	33	Barberini Cosimo	36.762	23	Tuomaala Henri	28.540	17	46	Iannetta Romain	1:44.497	1:44.640	17	
18	18	Maggi Giorgio	39.221	88	Lanza Massimiliano	36.866	46	Iannetta Romain	28.641	18	23	Tuomaala Henri	1:44.587	1:44.782	18	
19	46	Iannetta Romain	39.280	23	Tuomaala Henri	36.917	38	Grinbergas Gustas	28.643	19	33	Barberini Cosimo	1:44.709	1:44.896	20	
20	33	Barberini Cosimo	39.490	55	Armetta Fabrizio	36.978	48	Sokolovskiy Yevgen	28.696	20	55	Armetta Fabrizio	1:44.750	1:44.831	19	
21	8	Caso Dario	39.510	8	Caso Dario	37.120	55	Armetta Fabrizio	28.737	21	8	Caso Dario	1:45.509	1:46.030	23	
22	48	Sokolovskiy Yevgen	39.579	65	Romagnoli Riccardo	37.246	65	Romagnoli Riccardo	28.821	22	48	Sokolovskiy Yevgen	1:45.523	1:45.523	21	
23	65	Romagnoli Riccardo	39.868	48	Sokolovskiy Yevgen	37.248	8	Caso Dario	28.879	23	65	Romagnoli Riccardo	1:45.935	1:45.956	22	
24	29	Koloc Aliyyah	39.921	29	Koloc Aliyyah	37.501	17	Manfre Bernardo	29.013	24	17	Manfre Bernardo	1:46.584	1:46.919	25	
25	72	Waden Ian Eric	39.977	17	Manfre Bernardo	37.560	72	Waden Ian Eric	29.286	25	29	Koloc Aliyyah	1:46.717	1:46.830	24	
26	17	Manfre Bernardo	40.011	4	Panagiotis Yannick	37.727	29	Koloc Aliyyah	29.295	26	72	Waden Ian Eric	1:47.053	1:47.399	26	
27	44	Rautjarvi Jonne	40.505	72	Waden Ian Eric	37.790	4	Panagiotis Yannick	29.457	27	4	Panagiotis Yannick	1:47.821	1:48.401	27	
28	4	Panagiotis Yannick	40.637	44	Rautjarvi Jonne	38.097	2	Monti Federico	29.499	28	44	Rautjarvi Jonne	1:48.187	1:48.630	28	
29	2	Monti Federico	40.655	2	Monti Federico	38.245	44	Rautjarvi Jonne	29.585	29	2	Monti Federico	1:48.399	1:48.954	29	
30	90	Gabossi Nicolò	Transpo	89	Dallara Davide	49.387	89	Dallara Davide	43.040	30	90	Gabossi Nicolò	Transpo	Transpo	30	
31	89	Dallara Davide	Transpo	90	Gabossi Nicolò	52.859	90	Gabossi Nicolò	49.362	31	89	Dallara Davide	Transpo	Transpo	31	



Circuit Ricardo Tormo
EURONASCAR PRO
Free Practice - 1
Best 5 Lap Times

Cls	N°	Driver	Nat	Cat	Cls	Team	Nat	Vehicle	Best 1		Best 2		Best 3		Best 4		Best 5	
									Time	Lap	Time	Lap	Time	Lap	Time	Lap	Time	Lap
1	5	Lemarie Patrick	FRA			Academy Motorsport / Alex Caffi	ITA	EuroNASCAR FJ	1:42.702	5	1:43.210	2	1:43.282	4	1:43.619	3	1:51.845	6
2	54	Ercoli Gianmarco	ITA			CAAL Racing	ITA	Chevrolet Camaro	1:42.707	6	1:42.777	5	1:43.122	9	1:43.183	13	1:44.014	4
3	3	Gabillon Frederic	FRA			RDV Competition	FRA	EuroNASCAR FJ	1:42.966	5	1:43.064	6	1:43.136	4	1:44.074	9	1:44.208	3
4	64	Graff Alexander	SWE			Speedhouse	FRA	Ford Mustang	1:43.250	10	1:43.296	6	1:43.304	4	1:43.555	11	1:44.247	5
5	7	Doubek Martin	CZE	Cha	1	Hendriks Motorsport	NLD	Ford Mustang	1:43.334	10	1:44.278	6	1:44.638	4	1:44.924	3	1:45.561	5
6	24	Day Alon	ISR			PK Carsport	BEL	Chevrolet Camaro	1:43.527	4	1:43.695	3	1:43.907	12	1:43.990	9	1:44.332	7
7	50	Dauenhauer Tobias	DEU	Junio	1	Hendriks Motorsport	NLD	Ford Mustang	1:43.575	6	1:43.685	4	1:43.837	14	1:44.026	3	1:44.067	5
8	56	Rocca Nicolo	ITA			CAAL Racing	ITA	Ford Mustang	1:43.785	3	1:43.898	5	1:44.255	9	1:44.718	13	1:44.784	12
9	69	Bleekemolen Sebastiaan	NLD			Team Bleekemolen	NLD	Ford Mustang	1:43.806	10	1:43.868	9	1:43.948	4	1:44.023	12	1:44.190	3
10	14	Goossens Marc	BEL			Speedhouse	FRA	Ford Mustang	1:43.852	6	1:43.938	10	1:44.461	5	1:44.781	4	1:45.772	3
11	16	Cappelli Claudio Remigio	ITA	Cha	2	MK1 Racing - RaceArt	ITA	Shadow DNM8	1:44.129	4	1:44.616	9	1:45.006	5	1:45.178	15	1:45.255	11
12	88	Lanza Massimiliano	ITA	Cha	3	CAAL Racing	ITA	Chevrolet Camaro	1:44.376	10	1:45.473	3	1:45.492	7	1:45.568	4	1:47.330	2
13	47	Colavita Leonardo	ITA	Junio	2	Racers Motorsport	ITA	Chevrolet Camaro	1:44.377	6	2:05.790	2	2:15.900	8	19:04.87	3		
14	38	Grinbergas Gustas	LIT	Junio	3	Buggyra ZM-MFT Racing	ARE	Ford Mustang	1:44.454	4	1:44.923	3	1:45.367	5	1:46.112	8	1:46.134	13
15	58	Luhr Lucas	DEU			Racingfuel Motorsport	CHE	Chevrolet Camaro	1:44.520	11	1:44.649	4	1:44.727	5	1:44.731	3	1:44.856	2
16	18	Maggi Giorgio	CHE	Junio	4	Race Art Technology	CHE	Toyota Camry	1:44.595	7	1:44.691	12	1:44.696	5	1:45.153	8	1:45.667	11
17	46	Iannetta Romain	FRA			Marko Stipp Motorsport	DEU	Chevrolet Camaro	1:44.640	4	1:45.077	9	1:45.080	3	1:45.090	2	1:45.255	8
18	23	Tuomaala Henri	FIN	Cha	4	Team Bleekemolen	NLD	Chevrolet Camaro	1:44.782	9	1:44.956	8	1:45.007	12	1:45.308	7	1:45.446	13
19	55	Armetta Fabrizio	ITA	Cha	5	The Club Motorsport	ITA	Chevrolet Camaro	1:44.831	11	1:44.936	3	1:44.986	10	1:45.285	5	1:45.299	8
20	33	Barberini Cosimo	ITA	Cha	6	Speedhouse	FRA	Ford Mustang	1:44.896	10	1:44.987	15	1:45.316	13	1:45.826	8	1:45.845	11
21	48	Sokolovskiy Yevgen	UKR	Cha	7	Marko Stipp Motorsport	DEU	Chevrolet Camaro	1:45.523	12	1:46.265	3	1:47.264	8	1:47.383	2	1:53.005	9
22	65	Romagnoli Riccardo	ITA	Cha	8	The Club Motorsport	ITA	Chevrolet Camaro	1:45.956	8	1:46.187	3	1:46.428	5	1:46.472	9	1:46.529	12
23	8	Caso Dario	ITA	Cha	9	Racers Motorsport	ITA	Chevrolet Camaro	1:46.030	7	1:47.343	3	1:49.149	2	2:02.269	11	2:06.323	4
24	29	Koloc Aliyyah	ARE	Junio	5	Buggyra ZM-MFT Racing	ARE	Ford Mustang	1:46.830	9	1:47.346	12	1:47.646	5	1:47.832	7	1:47.953	13
25	17	Manfre Bernardo	ITA	Cha	10	MK1 Racing - RaceArt	ITA	Shadow DNM8	1:46.919	12	1:47.167	8	1:47.357	15	1:47.797	11	1:48.179	4
26	72	Waden Ian Eric	FIN	Cha	11	Team Bleekemolen	NLD	Ford Mustang	1:47.399	12	1:47.812	10	1:47.897	9	1:48.245	5	1:48.559	6
27	4	Panagiotis Yannick	FRA	Cha	12	Panasport	FRA	Ford Mustang	1:48.401	5	1:48.664	3	1:48.780	4	1:48.855	6	1:49.372	9
28	44	Rautjarvi Jonne	FIN	Junio	6	Team Bleekemolen	NLD	Chevrolet Camaro	1:48.630	5	1:49.402	3	1:49.784	4	1:58.473	2	1:58.944	6
29	2	Monti Federico	ITA	Cha	13	Academy Motorsport / Alex Caffi	ITA	EuroNASCAR FJ	1:48.954	3	1:49.293	4	1:52.043	5	2:06.666	6		
30	89	Dallara Davide	ITA	Cha	14	Not Only Motorsport	ITA	Chevrolet Camaro										
31	90	Gabossi Nicolò	ITA	Cha	15	Not Only Motorsport	ITA	Chevrolet Camaro										



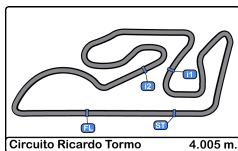
Circuit Ricardo Tormo

EURONASCAR PRO

Free Practice - 1

Fastest Laps Sequence

Lap	Time of Day	Session Time	Nº	Driver	Nat	Cat	Team	Nat	Vehicle	Time	Km/h
2	13:43:41.586	3:41.586	69	Bleekemolen Sebastiaan		NLD	Team Bleekemolen		Ford Mustang	1:45.188	137.0
2	13:43:52.838	3:52.838	24	Day Alon		ESP	PK Carsport		Chevrolet Camaro	1:44.746	137.6
3	13:45:25.776	5:25.776	69	Bleekemolen Sebastiaan		NLD	Team Bleekemolen		Ford Mustang	1:44.190	138.3
3	13:45:36.533	5:36.533	24	Day Alon		ESP	PK Carsport		Chevrolet Camaro	1:43.695	139.0
2	13:46:38.900	6:38.900	5	Lemarie Patrick		FRA	Academy Motorsport / Alex Caffi Motorsport		EuroNASCAR FJ	1:43.210	139.6
4	13:47:37.349	7:37.349	3	Gabillon Frederic		FRA	RDV Competition		EuroNASCAR FJ	1:43.136	139.7
5	13:49:20.315	9:20.315	3	Gabillon Frederic		FRA	RDV Competition		EuroNASCAR FJ	1:42.966	140.0
5	13:50:04.523	10:04.523	54	Ercoli Gianmarco		ITA	CAAL Racing		Chevrolet Camaro	1:42.777	140.2
6	13:51:47.230	11:47.230	54	Ercoli Gianmarco		ITA	CAAL Racing		Chevrolet Camaro	1:42.707	140.3
5	13:51:48.503	11:48.503	5	Lemarie Patrick		FRA	Academy Motorsport / Alex Caffi Motorsport		EuroNASCAR FJ	1:42.702	140.3



Circuit Ricardo Tormo
EURONASCAR PRO
Free Practice - 1
Pit Stop Analysis

2 Monti Federico EuroNASCAR FJ
Chal Academy Motorsport / Alex Caffi

Nº	In Day Time	In Time	Out Time	Pit Time	T. Pit Time	Handicap	Diff.
1	13:53:29.172	13:53:29.172	13:54:32.370	1:03.198	1:03.198		

3 Gabillon Frederic EuroNASCAR FJ
RDV Competition

Nº	In Day Time	In Time	Out Time	Pit Time	T. Pit Time	Handicap	Diff.
1	13:52:53.530	13:52:53.530	13:55:55.444	3:01.914	3:01.914		

4 Panagiotis Yannick Ford Mustang
Chal Panasport

Nº	In Day Time	In Time	Out Time	Pit Time	T. Pit Time	Handicap	Diff.
1	14:00:45.616	14:00:45.616	14:04:56.615	4:10.999	4:10.999		

7 Doubek Martin Ford Mustang
Chal Hendriks Motorsport

Nº	In Day Time	In Time	Out Time	Pit Time	T. Pit Time	Handicap	Diff.
1	13:55:43.890	13:55:43.890	13:57:14.398	1:30.508	1:30.508		

8 Caso Dario Chevrolet Camaro
Chal Racers Motorsport

Nº	In Day Time	In Time	Out Time	Pit Time	T. Pit Time	Handicap	Diff.
1	13:48:34.696	13:48:34.696	13:53:32.554	4:57.858	4:57.858		
2	14:03:14.902	14:03:14.902	14:08:12.287	4:57.385	9:55.243		

14 Goossens Marc Ford Mustang
Speedhouse

Nº	In Day Time	In Time	Out Time	Pit Time	T. Pit Time	Handicap	Diff.
1	13:53:12.816	13:53:12.816	13:57:38.769	4:25.953	4:25.953		
2	14:08:27.410	14:08:27.410	14:08:50.426	23.016	4:48.969		

16 Cappelli Claudio Remigio Shadow DNM8
Chal MK1 Racing - RaceArt Technology

Nº	In Day Time	In Time	Out Time	Pit Time	T. Pit Time	Handicap	Diff.
1	13:42:34.352	13:42:34.352	13:43:34.090	59.738	59.738		
2	13:52:29.956	13:52:29.956	13:54:45.002	2:15.046	3:14.784		
3	13:56:35.983	13:56:35.983	13:57:30.695	54.712	4:09.496		

17 Manfre Bernardo Shadow DNM8
Chal MK1 Racing - RaceArt Technology

Nº	In Day Time	In Time	Out Time	Pit Time	T. Pit Time	Handicap	Diff.
1	13:51:40.894	13:51:40.894	13:53:55.428	2:14.534	2:14.534		
2	13:59:24.162	13:59:24.162	14:00:51.462	1:27.300	3:41.834		

18 Maggi Giorgio Toyota Camry
Junior Race Art Technology

Nº	In Day Time	In Time	Out Time	Pit Time	T. Pit Time	Handicap	Diff.
1	13:47:01.929	13:47:01.929	13:48:05.887	1:03.958	1:03.958		
2	13:58:41.049	13:58:41.049	14:02:21.981	3:40.932	4:44.890		

23 Tuomaala Henri Chevrolet Camaro
Chal Team Bleekemolen

Nº	In Day Time	In Time	Out Time	Pit Time	T. Pit Time	Handicap	Diff.
1	13:49:02.658	13:49:02.658	13:52:42.142	3:39.484	3:39.484		
2	14:03:26.751	14:03:26.751	14:05:29.881	2:03.130	5:42.614		

24 Day Alon Chevrolet Camaro
PK Carsport

Nº	In Day Time	In Time	Out Time	Pit Time	T. Pit Time	Handicap	Diff.
1	13:49:09.565	13:49:09.565	13:54:24.353	5:14.788	5:14.788		
2	14:03:17.133	14:03:17.133	14:07:30.445	4:13.312	9:28.100		

29 Koloc Aliyyah Ford Mustang
Junior Buggyra ZM-MFT Racing

Nº	In Day Time	In Time	Out Time	Pit Time	T. Pit Time	Handicap	Diff.
1	13:59:29.962	13:59:29.962	14:03:22.695	3:52.733	3:52.733		

33 Barberini Cosimo Ford Mustang
Chal Speedhouse

Nº	In Day Time	In Time	Out Time	Pit Time	T. Pit Time	Handicap	Diff.
1	13:50:41.483	13:50:41.483	13:53:14.161	2:32.678	2:32.678		

38 Grinbergas Gustas Ford Mustang
Junior Buggyra ZM-MFT Racing

Nº	In Day Time	In Time	Out Time	Pit Time	T. Pit Time	Handicap	Diff.
1	14:00:01.663	14:00:01.663	14:05:49.825	5:48.162	5:48.162		

44 Rautjarvi Jonne Chevrolet Camaro
Junior Team Bleekemolen

Nº	In Day Time	In Time	Out Time	Pit Time	T. Pit Time	Handicap	Diff.
1	13:52:23.098	13:52:23.098	13:53:50.749	1:27.651	1:27.651		
2	13:57:48.159	13:57:48.159	14:00:06.701	2:18.542	3:46.193		

46 Iannetta Romain Chevrolet Camaro
Marko Stipp Motorsport

Nº	In Day Time	In Time	Out Time	Pit Time	T. Pit Time	Handicap	Diff.
1	13:50:50.040	13:50:50.040	13:57:10.011	6:19.971	6:19.971		

47 Colavita Leonardo Chevrolet Camaro
Junior Racers Motorsport

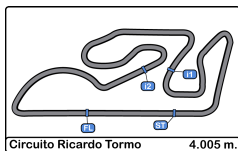
Nº	In Day Time	In Time	Out Time	Pit Time	T. Pit Time	Handicap	Diff.
1	13:44:24.037	13:44:24.037	14:01:34.920	17:10.883	17:10.883		

48 Sokolovskiy Yevgen Chevrolet Camaro
Chal Marko Stipp Motorsport

Nº	In Day Time	In Time	Out Time	Pit Time	T. Pit Time	Handicap	Diff.
1	13:51:24.152	13:51:24.152	13:53:22.678	1:58.526	1:58.526		
2	14:02:24.838	14:02:24.838	14:05:31.943	3:07.105	5:05.631		

50 Dauenhauer Tobias Ford Mustang
Junior Hendriks Motorsport

Nº	In Day Time	In Time	Out Time	Pit Time	T. Pit Time	Handicap	Diff.
1	13:52:42.134	13:52:42.134	13:55:40.127	2:57.993	2:57.993		
2	14:04:21.694	14:04:21.694	14:07:00.158	2:38.464	5:36.457		



Circuit Ricardo Tormo
EURONASCAR PRO
Free Practice - 1
Pit Stop Analysis

Circuito Ricardo Tormo 4.005 m.

54 Ercoli Gianmarco Chevrolet Camaro
 CAAL Racing

N°	In Day Time	In Time	Out Time	Pit Time	T. Pit Time	Handicap	Diff.
1	13:53:38.602	13:53:38.602	13:59:41.685	6:03.083	6:03.083		

55 Armetta Fabrizio Chevrolet Camaro
 Chal The Club Motorsport

N°	In Day Time	In Time	Out Time	Pit Time	T. Pit Time	Handicap	Diff.
1	13:52:19.479	13:52:19.479	13:55:57.334	3:37.855	3:37.855		

56 Rocca Nicolo Ford Mustang
 CAAL Racing

N°	In Day Time	In Time	Out Time	Pit Time	T. Pit Time	Handicap	Diff.
1	13:52:37.604	13:52:37.604	13:59:17.651	6:40.047	6:40.047		

58 Luhr Lucas Chevrolet Camaro
 Racingfuel Motorsport

N°	In Day Time	In Time	Out Time	Pit Time	T. Pit Time	Handicap	Diff.
1	13:55:13.562	13:55:13.562	14:00:41.364	5:27.802	5:27.802		

64 Graff Alexander Ford Mustang
 Speedhouse

N°	In Day Time	In Time	Out Time	Pit Time	T. Pit Time	Handicap	Diff.
1	13:53:19.181	13:53:19.181	13:55:49.827	2:30.646	2:30.646		
2	14:04:39.577	14:04:39.577	14:07:34.076	2:54.499	5:25.145		

65 Romagnoli Riccardo Chevrolet Camaro
 Chal The Club Motorsport

N°	In Day Time	In Time	Out Time	Pit Time	T. Pit Time	Handicap	Diff.
1	13:52:16.164	13:52:16.164	13:54:15.072	1:58.908	1:58.908		

69 Bleekemolen Sebastiaan Ford Mustang
 Team Bleekemolen

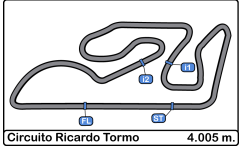
N°	In Day Time	In Time	Out Time	Pit Time	T. Pit Time	Handicap	Diff.
1	13:50:52.534	13:50:52.534	13:57:17.569	6:25.035	6:25.035		

72 Waden Ian Eric Ford Mustang
 Chal Team Bleekemolen

N°	In Day Time	In Time	Out Time	Pit Time	T. Pit Time	Handicap	Diff.
1	13:54:06.020	13:54:06.020	13:57:54.383	3:48.363	3:48.363		

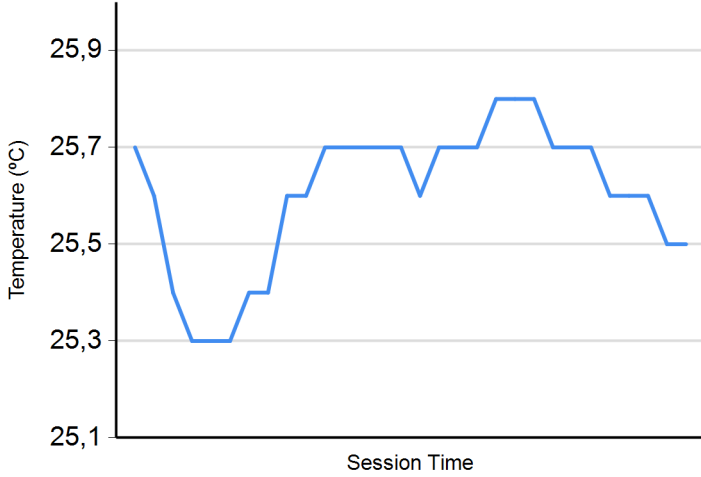
88 Lanza Massimiliano Chevrolet Camaro
 Chal CAAL Racing

N°	In Day Time	In Time	Out Time	Pit Time	T. Pit Time	Handicap	Diff.
1	13:51:37.907	13:51:37.907	13:54:54.881	3:16.974	3:16.974		
2	14:00:47.381	14:00:47.381	14:02:36.779	1:49.398	5:06.372		

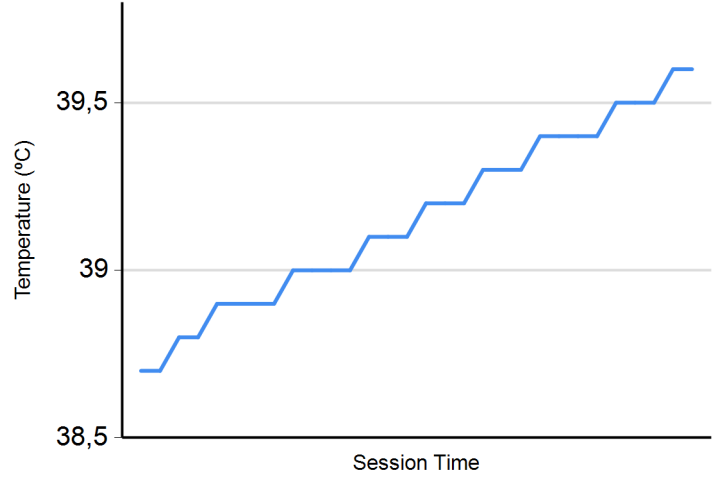


Circuit Ricardo Tormo
 EURONASCAR PRO
 Free Practice - 1
 Weather Report

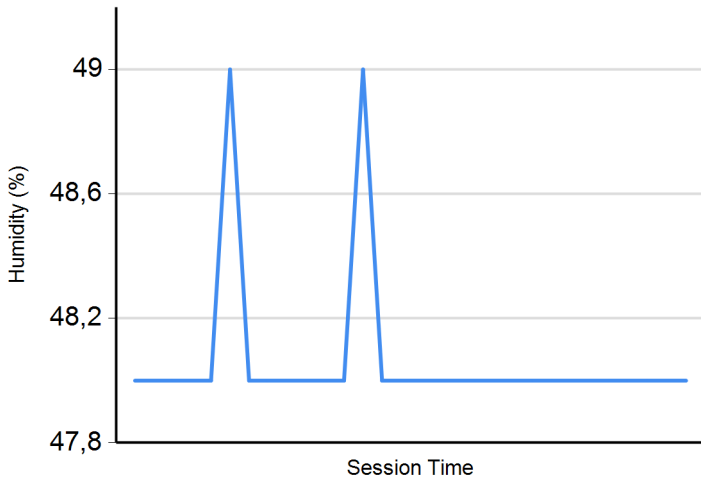
Air Temperature



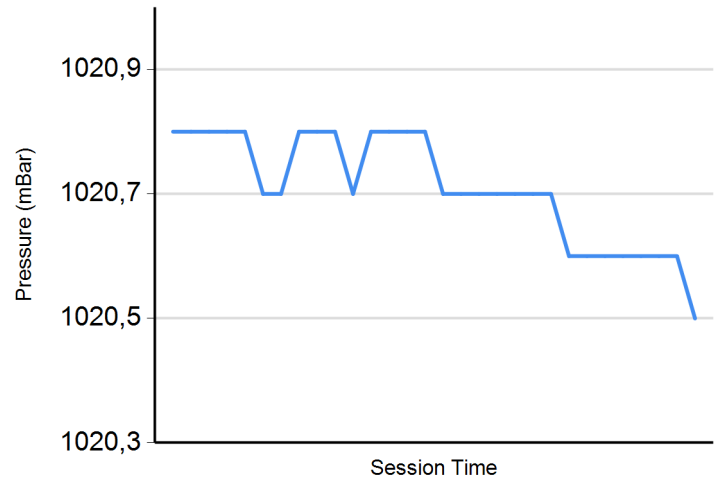
Track Temperature



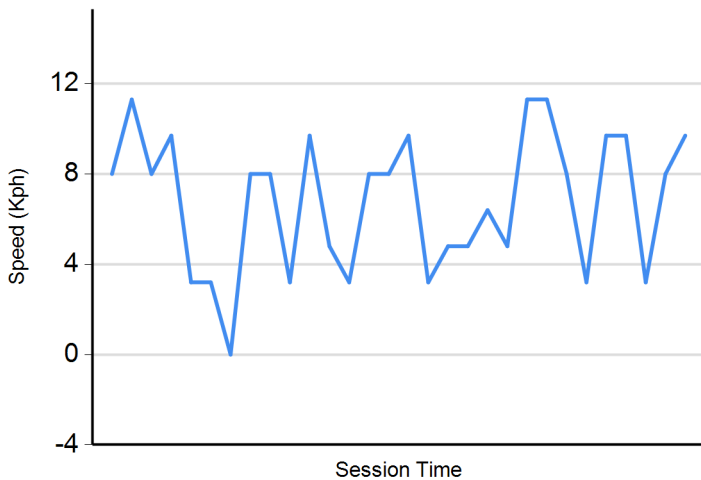
Humidity



Pressure



Wind Speed



Wind direction

North = 0°/360° Est = 90° South = 180° West = 270°

