

Circuit Ricardo Tormo
EURONASCAR PRO
Free Practice - 2
Provisional Results

Clas	Nº	Driver	Nat	Cat	Clas	Team	Nat	Vehicle	Laps	Best	Time	Gap	Interval	Km/h
1	24	Day Alon	ISR			PK Carsport	ISR	Chevrolet Camaro	14	11	1:42.368			140.8
2	50	Dauenhauer Tobias	DEU	Junior	1	Hendriks Motorsport	DEU	Ford Mustang	10	9	1:42.371	0.003	0.003	140.8
3	54	Ercoli Gianmarco	ITA			CAAL Racing	ITA	Chevrolet Camaro	14	12	1:42.424	0.056	0.053	140.7
4	56	Rocca Nicolo	ITA			CAAL Racing	ITA	Ford Mustang	13	11	1:42.459	0.091	0.035	140.7
5	5	Lemarie Patrick	FRA			Academy Motorsport / Alex Caffi Motorsport	FRA	EuroNASCAR FJ	9	5	1:42.502	0.134	0.043	140.6
6	64	Graff Alexander	SWE			Speedhouse	FRA	Ford Mustang	16	5	1:42.618	0.250	0.116	140.5
7	7	Doubek Martin	CZE	Chal	1	Hendriks Motorsport	DEU	Ford Mustang	14	10	1:42.857	0.489	0.239	140.1
8	69	Bleekemolen Sebastiaan	NLD			Team Bleekemolen	NLD	Ford Mustang	15	11	1:43.139	0.771	0.282	139.7
9	46	Iannetta Romain	FRA			Marko Stipp Motorsport	DEU	Chevrolet Camaro	13	9	1:43.349	0.981	0.210	139.5
10	3	Gabillon Frederic	FRA			RDV Competition	FRA	EuroNASCAR FJ	13	5	1:43.450	1.082	0.101	139.3
11	58	Luhr Lucas	DEU			Racingfuel Motorsport	CHE	Chevrolet Camaro	13	8	1:43.562	1.194	0.112	139.2
12	16	Cappelli Claudio Remigio	ITA	Chal	2	MK1 Racing - RaceArt Technology	ITA	Shadow DNM8	16	5	1:43.823	1.455	0.261	138.8
13	88	Lanza Massimiliano	ITA	Chal	3	CAAL Racing	ITA	Chevrolet Camaro	12	11	1:44.035	1.667	0.212	138.5
14	55	Armetta Fabrizio	ITA	Chal	4	The Club Motorsport	ITA	Chevrolet Camaro	13	10	1:44.094	1.726	0.059	138.5
15	48	Sokolovskiy Yevgen	UKR	Chal	5	Marko Stipp Motorsport	DEU	Chevrolet Camaro	12	4	1:44.321	1.953	0.227	138.2
16	18	Maggi Giorgio	CHE	Junior	2	Race Art Technology	CHE	Toyota Camry	12	10	1:44.384	2.016	0.063	138.1
17	65	Romagnoli Riccardo	ITA	Chal	6	The Club Motorsport	ITA	Chevrolet Camaro	13	5	1:44.407	2.039	0.023	138.0
18	38	Grinbergas Gustas	LTU	Junior	3	Buggyra ZM-MFT Racing	ARE	Ford Mustang	16	7	1:44.732	2.364	0.325	137.6
19	8	Caso Dario	ITA	Chal	7	Racers Motorsport	ITA	Chevrolet Camaro	7	4	1:44.847	2.479	0.115	137.5
20	14	Goossens Marc	BEL			Speedhouse	FRA	Ford Mustang	8	4	1:44.922	2.554	0.075	137.4
21	33	Barberini Cosimo	ITA	Chal	8	Speedhouse	FRA	Ford Mustang	14	5	1:45.071	2.703	0.149	137.2
22	1	Krasonis Thomas	GRC	Junior	4	Academy Motorsport / Alex Caffi Motorsport	ITA	Ford Mustang	12	10	1:45.380	3.012	0.309	136.8
23	23	Tuomaala Henri	FIN	Chal	9	Team Bleekemolen	NLD	Chevrolet Camaro	11	9	1:45.479	3.111	0.099	136.6
24	29	Koloc Aliyyah	ARE	Junior	5	Buggyra ZM-MFT Racing	ARE	Ford Mustang	12	4	1:46.042	3.674	0.563	135.9
25	17	Manfre Bernardo	ITA	Chal	10	MK1 Racing - RaceArt Technology	ITA	Shadow DNM8	12	10	1:46.639	4.271	0.597	135.2
26	72	Waden Ian Eric	FIN	Chal	11	Team Bleekemolen	NLD	Ford Mustang	14	5	1:47.000	4.632	0.361	134.7
27	4	Panagiotis Yannick	FRA	Chal	12	Panasport	FRA	Ford Mustang	16	12	1:47.050	4.682	0.050	134.6
28	44	Rautjarvi Jonne	FIN	Junior	6	Team Bleekemolen	NLD	Chevrolet Camaro	14	5	1:48.405	6.037	1.355	133.0
29	90	Gabossi Nicolò	ITA	Chal	13	Not Only Motorsport	ITA	Chevrolet Camaro	9	8	1:50.145	7.777	1.740	130.9
30	47	Colavita Leonardo	ITA	Junior	7	Racers Motorsport	ITA	Chevrolet Camaro	8	2	1:54.392	12.024	4.247	126.0

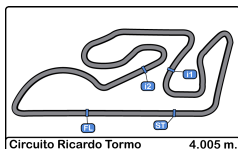
Published at:.....

Track Temp: 40.6 °C Air Temp: 25.4 °C Humidity: 49 % Track Status: DRY

Stewards:

Race Director:

Timekeeper:



Circuit Ricardo Tormo
EURONASCAR PRO
Free Practice - 2
Provisional Results by Category

Clas	Nº	Driver	Nat	Cat	Clas	Team	Nat	Vehicle	Laps	Best	Time	Gap	Interval	Km/h
1	24	Day Alon	ISR			PK Carsport	BEL	Chevrolet Camaro	14	11	1:42.368			140.8
2	54	Ercoli Gianmarco	ITA			CAAL Racing	ITA	Chevrolet Camaro	14	12	1:42.424	0.056	0.056	140.7
3	56	Rocca Nicolo	ITA			CAAL Racing	ITA	Ford Mustang	13	11	1:42.459	0.091	0.035	140.7
4	5	Lemarie Patrick	FRA			Academy Motorsport / Alex Caffi Motorsport	ITA	EuroNASCAR FJ	9	5	1:42.502	0.134	0.043	140.6
5	64	Graff Alexander	SWE			Speedhouse	FRA	Ford Mustang	16	5	1:42.618	0.250	0.116	140.5
6	69	Bleekemolen Sebastiaan	NLD			Team Bleekemolen	NLD	Ford Mustang	15	11	1:43.139	0.771	0.521	139.7
7	46	Iannetta Romain	FRA			Marko Stipp Motorsport	DEU	Chevrolet Camaro	13	9	1:43.349	0.981	0.210	139.5
8	3	Gabillon Frederic	FRA			RDV Competition	FRA	EuroNASCAR FJ	13	5	1:43.450	1.082	0.101	139.3
9	58	Luhr Lucas	DEU			Racingfuel Motorsport	CHE	Chevrolet Camaro	13	8	1:43.562	1.194	0.112	139.2
10	14	Goossens Marc	BEL			Speedhouse	FRA	Ford Mustang	8	4	1:44.922	2.554	1.360	137.4

Chal

1	7	Doubek Martin	CZE	Chal	1	Hendriks Motorsport	NLD	Ford Mustang	14	10	1:42.857			140.1
2	16	Cappelli Claudio Remigio	ITA	Chal	2	MK1 Racing - RaceArt Technology	ITA	Shadow DNM8	16	5	1:43.823	0.966	0.966	138.8
3	88	Lanza Massimiliano	ITA	Chal	3	CAAL Racing	ITA	Chevrolet Camaro	12	11	1:44.035	1.178	0.212	138.5
4	55	Armetta Fabrizio	ITA	Chal	4	The Club Motorsport	ITA	Chevrolet Camaro	13	10	1:44.094	1.237	0.059	138.5
5	48	Sokolovskiy Yevgen	UKR	Chal	5	Marko Stipp Motorsport	DEU	Chevrolet Camaro	12	4	1:44.321	1.464	0.227	138.2
6	65	Romagnoli Riccardo	ITA	Chal	6	The Club Motorsport	ITA	Chevrolet Camaro	13	5	1:44.407	1.550	0.086	138.0
7	8	Caso Dario	ITA	Chal	7	Racers Motorsport	ITA	Chevrolet Camaro	7	4	1:44.847	1.990	0.440	137.5
8	33	Barberini Cosimo	ITA	Chal	8	Speedhouse	FRA	Ford Mustang	14	5	1:45.071	2.214	0.224	137.2
9	23	Tuomaala Henri	FIN	Chal	9	Team Bleekemolen	NLD	Chevrolet Camaro	11	9	1:45.479	2.622	0.408	136.6
10	17	Manfre Bernardo	ITA	Chal	10	MK1 Racing - RaceArt Technology	ITA	Shadow DNM8	12	10	1:46.639	3.782	1.160	135.2
11	72	Waden Ian Eric	FIN	Chal	11	Team Bleekemolen	NLD	Ford Mustang	14	5	1:47.000	4.143	0.361	134.7
12	4	Panagiotis Yannick	FRA	Chal	12	Panasport	FRA	Ford Mustang	16	12	1:47.050	4.193	0.050	134.6
13	90	Gabossi Nicolò	ITA	Chal	13	Not Only Motorsport	ITA	Chevrolet Camaro	9	8	1:50.145	7.288	3.095	130.9

Junior

1	50	Dauenhauer Tobias	DEU	Junior	1	Hendriks Motorsport	NLD	Ford Mustang	10	9	1:42.371			140.8
2	18	Maggi Giorgio	CHE	Junior	2	Race Art Technology	CHE	Toyota Camry	12	10	1:44.384	2.013	2.013	138.1
3	38	Grinbergas Gustas	LTU	Junior	3	Buggyra ZM-MFT Racing	ARE	Ford Mustang	16	7	1:44.732	2.361	0.348	137.6
4	1	Krasonis Thomas	GRC	Junior	4	Academy Motorsport / Alex Caffi Motorsport	ITA	Ford Mustang	12	10	1:45.380	3.009	0.648	136.8
5	29	Koloc Aliyyah	ARE	Junior	5	Buggyra ZM-MFT Racing	ARE	Ford Mustang	12	4	1:46.042	3.671	0.662	135.9
6	44	Rautjarvi Jonne	FIN	Junior	6	Team Bleekemolen	NLD	Chevrolet Camaro	14	5	1:48.405	6.034	2.363	133.0
7	47	Colavita Leonardo	ITA	Junior	7	Racers Motorsport	ITA	Chevrolet Camaro	8	2	1:54.392	12.021	5.987	126.0

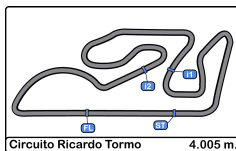
Published at:.....

Track Temp: 40.6 °C Air Temp: 25.4 °C Humidity: 49 % Track Status: DRY

Stewards:

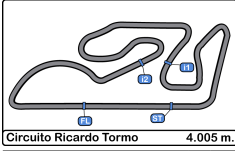
Race Director:

Timekeeper:



Circuit Ricardo Tormo
EURONASCAR PRO
Free Practice - 2
Lap Analysis

1 Junior							5 Academy Motorsport / Alex Caffi						7 Doubek Martin										
Lap	D	Time	Sector 1	Sector 2	Sector 3	T. Spd	Elapsed	Lap	D	Time	Sector 1	Sector 2	Sector 3	T. Spd	Elapsed	Lap	D	Time	Sector 1	Sector 2	Sector 3	T. Spd	Elapsed
1		16:42:35.603	16:41:17.560	45.580	32.463		16:42:35.603	1		16:48:51.704	16:47:37.831	44.331	29.539		16:48:51.701	7							
2		2:14.974	49.055	47.188	38.731		16:44:50.577	2		1:44.662	38.743	37.501	28.418		16:50:36.363								
3		2:30.530	1:12.146	44.897	33.487		16:47:21.107	3		1:43.323	38.380	36.839	28.104		16:52:19.686								
4		2:15.877 P	50.308	42.635	42.934		16:49:36.984	4		1:48.003	38.555	40.416	29.032		16:54:07.689								
5		10:01.923	8:43.839	41.338	36.746		16:59:38.907	5		1:42.502	38.383	36.141	27.978		16:55:50.191								
6		1:57.954	50.192	38.631	29.131		17:01:36.861	6		1:53.951 P	38.416	37.857	37.678		16:57:44.142								
7		1:45.953	39.722	37.529	28.702		17:03:22.814	7		11:40.306	10:35.595	36.364	28.347		17:09:24.448								
8		1:46.025	39.659	37.463	28.903		17:05:08.839	8		1:43.497	38.553	36.263	28.681		17:11:07.945								
9		1:49.762	43.394	37.484	28.884		17:06:58.601	9		1:58.494 P	42.051	40.070	36.373		17:13:06.439								
10		1:45.380	39.589	37.071	28.720		17:08:43.981																
11		1:51.933	39.304	37.358	35.271		17:10:35.914																
12		2:26.128 P	53.035	47.021	46.072		17:13:02.042																
3 Gabillon Frederic							8 Caso Dario																
Lap	D	Time	Sector 1	Sector 2	Sector 3	T. Spd	Elapsed	Lap	D	Time	Sector 1	Sector 2	Sector 3	T. Spd	Elapsed								
1		16:41:56.067	16:40:49.646	37.131	29.290		16:41:56.067	1		16:43:06.391	16:41:55.546	41.215	29.630		16:43:06.391								
2		1:49.079	38.961	41.465	28.653		16:43:45.146	2		1:49.493	39.764	37.122	32.607		16:44:55.884								
3		2:11.191	39.294	42.577	49.320		16:45:56.337	3		2:13.491	1:07.257	37.637	28.597		16:47:09.375								
4		1:54.874	45.912	38.883	30.079		16:47:51.211	4		1:44.749	39.367	37.023	28.359		16:48:54.124								
5		1:43.450	38.687	36.523	28.240		16:49:34.661	5		1:44.435	38.999	36.846	28.590		16:50:38.559								
6		1:59.619 P	43.096	40.428	36.095		16:51:34.280	6		1:50.361 P	38.867	36.947	34.547		16:52:28.920								
7		3:47.226	2:40.723	37.940	28.563		16:55:21.506	7		4:28.444	3:19.777	38.724	29.943		16:56:57.364								
8		1:43.607	38.630	36.535	28.442		16:57:05.113	8		1:45.014	39.723	36.869	28.422		16:58:42.378								
9		1:44.278	39.025	36.725	28.528		16:58:49.391	9		1:43.698	38.754	36.828	28.116		17:00:26.076								
10		1:51.519 P	39.025	36.679	35.815		17:00:40.910	10		1:42.857	38.504	36.344	28.009		17:02:08.933								
11		5:42.981	4:34.793	39.218	28.970		17:06:23.891	11		1:43.031	38.795	36.325	27.911		17:03:51.964								
12		1:46.392	38.918	36.560	30.914		17:08:10.283	12		1:42.900	38.456	36.349	28.095		17:05:34.864								
13		2:06.142 P	38.653	38.751	48.738		17:10:16.425	13		1:51.799 P	39.452	37.505	34.842		17:07:26.663								
4 Panagiotis Yannick							14 Goossens Marc																
Lap	D	Time	Sector 1	Sector 2	Sector 3	T. Spd	Elapsed	Lap	D	Time	Sector 1	Sector 2	Sector 3	T. Spd	Elapsed								
1		16:42:44.527	16:41:33.989	40.555	29.983		16:42:44.527	1		16:59:14.368	16:58:03.957	40.226	30.185		16:59:14.368								
2		2:02.255	41.213	41.182	39.860		16:44:46.782	2		1:45.116	39.390	37.135	28.591		17:00:59.484								
3		2:20.237	1:12.289	38.379	29.569		16:47:07.019	3		2:12.402	1:03.564	39.964	28.874		17:03:11.886								
4		1:48.892	41.449	38.486	28.957		16:48:55.911	4		1:44.847	39.240	36.868	28.739		17:04:56.733								
5		1:47.545	40.158	37.918	29.469		16:50:43.456	5		2:08.834	1:03.145	37.008	28.681		17:07:05.567								
6		1:48.069	40.756	37.961	29.352		16:52:31.525	6		1:45.286	39.437	37.196	28.653		17:08:50.853								
7		1:47.781	40.442	38.128	29.211		16:54:19.306	7		2:02.062 P	41.013	41.418	39.631		17:10:52.915								
8		1:50.403	42.306	38.362	29.735		16:56:09.709																
9		1:48.768	40.504	38.740	29.524		16:57:58.477																
10		1:48.574	40.179	38.580	29.815		16:59:47.051	1		16:42:18.305 P	16:41:02.715	39.765	35.825		16:42:18.305								
11		1:58.775	49.226	40.001	29.548		17:01:45.826	2		5:51.932 P	4:40.155	37.785	33.992		16:48:10.237								
12		1:47.050	40.383	38.008	28.659		17:03:32.876	3		11:24.794	10:19.051	37.085	28.658		16:59:35.031								
13		1:49.029	40.264	39.494	29.271		17:05:21.905	4		1:44.922	39.267	37.059	28.596		17:01:19.953								
14		1:47.332	40.180	37.957	29.195		17:07:09.237	5		1:54.568 P	41.617	37.605	35.346		17:03:14.521								
15		1:48.559	40.635	38.251	29.673		17:08:57.796	6		5:45.419	4:39.347	37.338	28.734		17:08:59.940								
16		2:02.065 P	40.739	39.017	42.309		17:10:59.861	7		1:45.834	39.498	37.252	29.084		17:10:45.774								
								8		1:58.838 P	42.084	38.420	38.334		17:12:44.612								



Circuit Ricardo Tormo
EURONASCAR PRO
Free Practice - 2
Lap Analysis

16 Cappelli Claudio Remigio Shadow DNM8 23 Tuomaala Henri Chevrolet Camaro


Chal							MK1 Racing - RaceArt Technology						Chal						
Lap	D	Time	Sector 1	Sector 2	Sector 3	T. Spd	Elapsed	Lap	D	Time	Sector 1	Sector 2	Sector 3	T. Spd	Elapsed				
1		16:42:47.493	16:41:39.140	38.714	29.639		16:42:47.493	1	16:51:21.774	16:50:10.193	42.122	29.456		16:51:21.774					
2		1:46.118	39.666	37.997	28.455		16:44:33.611	2	1:46.097	39.805	37.482	28.810		16:53:07.868					
3		2:10.031	48.098	52.362	29.571		16:46:43.642	3	1:46.822	40.259	37.773	28.790		16:54:54.690					
4		1:48.448	39.076	40.458	28.914		16:48:32.090	4	1:45.477	39.516	37.220	28.741		16:56:40.167					
5		1:43.823	38.808	36.678	28.337		16:50:15.913	5	1:46.998	39.735	38.325	28.938		16:58:27.165					
6		1:45.514	39.759	37.349	28.406		16:52:01.427	6	1:45.974	39.729	37.267	28.978		17:00:13.139					
7		1:49.712 P	39.192	37.073	33.447		16:53:51.139	7	1:55.384 P	39.467	38.111	37.806		17:02:08.523					
8		3:23.933	2:18.060	37.198	28.675		16:57:15.072	8	4:40.409	3:33.732	37.757	28.920		17:06:48.932					
9		1:44.727	39.251	37.246	28.230		16:58:59.799	9	1:45.479	39.527	37.134	28.818		17:08:34.411					
10		1:52.002	39.314	44.260	28.428		17:00:51.801	10	1:45.802	39.671	37.141	28.990		17:10:20.213					
11		1:46.558	38.982	37.436	30.140		17:02:38.359	11	2:09.965 P	44.542	43.920	41.503		17:12:30.178					
12		1:47.837	42.005	37.500	28.332		17:04:26.196	24 Day Alon Chevrolet Camaro											
13		1:46.245	39.613	37.291	29.311		17:06:12.411	PK Carsport											
14		1:44.875	39.189	36.709	28.977		17:07:57.286	Lap D	Time	Sector 1	Sector 2	Sector 3	T. Spd	Elapsed					
15		1:47.492	39.407	37.149	30.936		17:09:44.778	1	16:42:41.535	16:41:25.348	45.548	30.639		16:42:41.535					
16		1:53.356 P	39.396	37.493	36.467		17:11:38.134	2	2:06.265	42.829	44.335	39.101		16:44:47.800					
								3	2:20.766	1:12.483	38.082	30.201		16:47:08.566					
								4	2:03.612 P	40.945	40.885	41.782		16:49:12.178					
								5	5:40.265	4:27.900	43.156	29.209		16:54:52.443					
								6	1:42.690	38.710	36.194	27.786		16:56:35.133					
								7	1:41.856	37.985	35.993	27.878		16:58:16.989					
								8	1:41.969	38.204	35.931	27.834		16:59:58.958					
								9	1:50.038 P	38.599	36.417	35.022		17:01:48.996					
								10	3:40.065	2:32.379	37.022	30.664		17:05:29.061					
								11	1:42.368	38.280	36.057	28.031		17:07:11.429					
								12	1:54.000	44.340	39.527	30.133		17:09:05.429					
								13	1:42.393	38.177	36.075	28.141		17:10:47.822					
								14	2:05.741 P	44.176	44.177	37.388		17:12:53.563					
								29 Koloc Aliyyah Ford Mustang											
								Junior Buggyra ZM-MFT Racing											
								Lap D	Time	Sector 1	Sector 2	Sector 3	T. Spd	Elapsed					
								1	16:43:44.919	16:42:29.345	40.571	35.003		16:43:44.919					
								2	2:26.546	41.088	1:03.260	42.198		16:46:11.465					
								3	1:48.094	39.940	39.166	28.988		16:47:59.559					
								4	1:46.042	39.754	37.540	28.748		16:49:45.601					
								5	1:47.803	39.890	38.478	29.435		16:51:33.404					
								6	1:53.023	40.238	41.778	31.007		16:53:26.427					
								7	1:46.622	40.142	37.564	28.916		16:55:13.049					
								8	1:46.135	39.802	37.315	29.018		16:56:59.184					
								9	1:46.920	39.896	37.607	29.417		16:58:46.104					
								10	1:47.594	40.062	37.744	29.788		17:00:33.698					
								11	1:46.768	39.814	37.540	29.414		17:02:20.466					
								12	2:02.722 P	40.121	41.665	40.936		17:04:23.188					

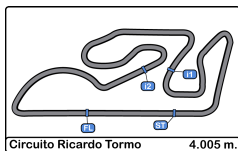
17 Manfre Bernardo Shadow DNM8

Chal							MK1 Racing - RaceArt Technology					
Lap	D	Time	Sector 1	Sector 2	Sector 3	T. Spd	Elapsed					
1		16:47:54.373	16:46:43.451	40.108	30.814		16:47:54.373					
2		1:49.444	41.397	37.977	30.070		16:49:43.817					
3		1:48.892	41.044	38.405	29.443		16:51:32.709					
4		1:48.844	40.588	38.584	29.672		16:53:21.553					
5		1:54.808 P	40.634	38.815	35.359		16:55:16.361					
6		6:42.957	5:35.710	38.119	29.128		17:01:59.318					
7		1:46.819	39.929	37.482	29.408		17:03:46.137					
8		1:46.558	40.057	37.690	28.811		17:05:32.695					
9		1:47.697	40.615	37.901	29.181		17:07:20.392					
10		1:46.639	40.231	37.548	28.860		17:09:07.031					
11		1:46.762	39.816	37.738	29.208		17:10:53.793					
12		2:01.056 P	40.346	43.083	37.627		17:12:54.849					

18 Maggi Giorgio Toyota Camry

Junior							Race Art Technology					
Lap	D	Time	Sector 1	Sector 2	Sector 3	T. Spd	Elapsed					
1		16:46:15.016	16:44:35.804	58.201	41.011		16:46:15.016					
2		1:45.642	40.243	36.758	28.641		16:48:00.658					
3		1:52.232 P	39.371	37.444	35.417		16:49:52.890					
4		4:32.916	3:27.730	36.687	28.499		16:54:25.806					
5		1:44.696	39.683	36.597	28.416		16:56:10.502					
6		1:45.244	40.077	36.713	28.454		16:57:55.746					
7		1:44.888	39.348	36.951	28.589		16:59:40.634					
8		1:55.719 P	44.570	36.849	34.300		17:01:36.353					
9		4:56.681	3:48.491	39.660	28.530		17:06:33.034					
10		1:44.384	39.438	36.599	28.347		17:08:17.418					
11		1:46.264	39.593	37.802	28.869		17:10:03.682					
12		1:56.241 P	41.995	38.366	35.880		17:11:59.923					



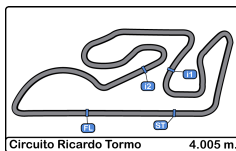


Circuit Ricardo Tormo
EURONASCAR PRO
Free Practice - 2
Lap Analysis

33						44									
Barberini Cosimo						Rautjarvi Jonne									
Chal			Speedhouse			Junior			Team Bleekemolen						
Lap	D	Time	Sector 1	Sector 2	Sector 3	T. Spd	Elapsed	Lap	D	Time	Sector 1	Sector 2	Sector 3	T. Spd	Elapsed
1		16:42:17.201	16:41:08.342	39.342	29.517		16:42:17.201	1		16:44:51.631	16:43:36.938	39.675	35.018		16:44:51.631
2		1:49.679	41.466	39.074	29.139		16:44:06.880	2		2:20.653	1:11.293	39.661	29.699		16:47:12.284
3		2:26.164	57.315	58.342	30.507		16:46:33.044	3		1:48.503	40.644	38.135	29.724		16:49:00.787
4		1:45.530	39.831	36.982	28.717		16:48:18.574	4		1:48.803	40.661	38.442	29.700		16:50:49.590
5		1:45.071	39.344	37.000	28.727		16:50:03.645	5		1:48.405	40.762	38.125	29.518		16:52:37.995
6		1:45.572	39.685	37.209	28.678		16:51:49.217	6		1:49.452	40.832	38.058	30.562		16:54:27.447
7		1:53.740 P	39.625	37.344	36.771		16:53:42.957	7		1:56.309 P	40.416	39.817	36.076		16:56:23.756
8		4:04.224	2:53.980	39.827	30.417		16:57:47.181	8		3:39.991	2:31.049	38.671	30.271		17:00:03.747
9		1:47.670	40.300	37.571	29.799		16:59:34.851	9		1:48.933	41.472	37.883	29.578		17:01:52.680
10		2:13.031 P	55.849	39.520	37.662		17:01:47.882	10		2:00.119 P	42.610	39.678	37.831		17:03:52.799
11		5:36.360	4:29.480	37.721	29.159		17:07:24.242	11		3:30.848	2:23.016	38.010	29.822		17:07:23.647
12		1:45.988	39.938	37.246	28.804		17:09:10.230	12		1:48.482	41.174	37.730	29.578		17:09:12.129
13		1:46.181	39.763	36.913	29.505		17:10:56.411	13		1:47.694	40.562	37.412	29.720		17:10:59.823
14		2:15.216 P	48.539	45.070	41.607		17:13:11.627	14		2:13.720 P	45.825	45.361	42.534		17:13:13.543

38						46									
Grinbergas Gustas						Iannetta Romain									
Junior			Buggyra ZM-MFT Racing			Marko Stipp Motorsport									
Lap	D	Time	Sector 1	Sector 2	Sector 3	T. Spd	Elapsed	Lap	D	Time	Sector 1	Sector 2	Sector 3	T. Spd	Elapsed
1		16:42:21.710	16:41:11.129	40.648	29.933		16:42:21.710	1		16:46:12.443	16:44:33.457	58.661	40.325		16:46:12.443
2		1:46.473	40.352	37.260	28.861		16:44:08.183	2		1:53.679	44.133	38.523	31.023		16:48:06.122
3		2:23.435	57.022	56.225	30.188		16:46:31.618	3		1:47.248	40.656	37.343	29.249		16:49:53.370
4		1:45.065	39.604	36.815	28.646		16:48:16.683	4		1:50.462	42.506	39.112	28.844		16:51:43.832
5		1:44.909	39.245	36.922	28.742		16:50:01.592	5		1:44.954	39.615	36.794	28.545		16:53:28.786
6		1:45.019	39.338	37.015	28.666		16:51:46.611	6		1:50.386 P	39.464	37.652	33.270		16:55:19.172
7		1:44.732	39.128	36.985	28.619		16:53:31.343	7		6:20.636	5:09.118	40.862	30.656		17:01:39.808
8		1:45.136	39.219	37.118	28.799		16:55:16.479	8		1:48.911	40.914	37.603	30.394		17:03:28.719
9		1:48.598	39.545	39.266	29.787		16:57:05.077	9		1:43.349	38.791	36.336	28.222		17:05:12.068
10		1:51.607	43.250	38.651	29.706		16:58:56.684	10		1:43.827	38.929	36.280	28.618		17:06:55.895
11		1:45.478	39.441	37.119	28.918		17:00:42.162	11		1:43.558	38.818	36.313	28.427		17:08:39.453
12		2:00.578	39.176	52.024	29.378		17:02:42.740	12		1:43.626	38.638	36.535	28.453		17:10:23.079
13		1:45.317	39.393	37.289	28.635		17:04:28.057	13		2:13.186 P	46.681	44.343	42.162		17:12:36.265
14		1:45.566	39.367	36.974	29.225		17:06:13.623								
15		1:50.034	39.582	40.588	29.864		17:08:03.657								
16		1:55.294 P	39.402	38.167	37.725		17:09:58.951								

47							
Colavita Leonardo							
Junior			Racers Motorsport				
Lap	D	Time	Sector 1	Sector 2	Sector 3	T. Spd	Elapsed
1		16:59:02.506	16:57:50.473	41.915	30.118		16:59:02.506
2		1:54.392	44.152	39.004	31.236		17:00:56.898
3		1:54.711	44.145	39.263	31.303		17:02:51.609
4		1:58.743	46.262	42.051	30.430		17:04:50.352
5		1:44.206	39.085	36.598	28.523		17:06:34.558
6		1:43.906	38.573	36.805	28.528		17:08:18.464
7		1:43.692	38.857	36.449	28.386		17:10:02.156
8		2:06.523 P	45.493	42.633	37.397		17:12:07.679



Circuit Ricardo Tormo
EURONASCAR PRO
Free Practice - 2
Lap Analysis

48 Sokolovskiy Yevgen Chevrolet Camaro **55** Armetta Fabrizio Chevrolet Camaro
Chal Marko Stipp Motorsport Chal The Club Motorsport

Lap	D	Time	Sector 1	Sector 2	Sector 3	T. Spd	Elapsed	Lap	D	Time	Sector 1	Sector 2	Sector 3	T. Spd	Elapsed
1		16:47:33.026	16:46:16.276	44.783	31.967		16:47:33.026	1		16:46:39.851	16:44:42.561	1:07.687	49.603		16:46:39.851
2		1:49.142	41.820	38.114	29.208		16:49:22.168	2		1:58.529	47.020	39.920	31.589		16:48:38.380
3		1:45.399	39.661	37.047	28.691		16:51:07.567	3		1:45.261	39.360	37.036	28.865		16:50:23.641
4		1:44.321	39.020	36.807	28.494		16:52:51.888	4		1:44.239	39.099	36.560	28.580		16:52:07.880
5		1:44.246	39.010	36.752	28.484		16:54:36.134	5		1:44.934	39.061	36.854	29.019		16:53:52.814
6		1:51.723 P	39.083	37.142	35.498		16:56:27.857	6		1:44.419	39.020	36.775	28.624		16:55:37.233
7		7:06.433	5:55.815	41.169	29.449		17:03:34.290	7		1:44.633	39.129	36.794	28.710		16:57:21.866
8		1:46.774	39.649	37.955	29.170		17:05:21.064	8		2:09.699 P	39.501	48.799	41.399		16:59:31.565
9		1:45.589	39.497	37.010	29.082		17:07:06.653	9		3:39.495	2:26.011	41.702	31.782		17:03:11.060
10		1:44.726	39.016	37.071	28.639		17:08:51.379	10		1:44.094	39.009	36.581	28.504		17:04:55.154
11		1:45.072	39.480	36.937	28.655		17:10:36.451	11		1:44.152	38.852	36.740	28.560		17:06:39.306
12		2:01.221 P	43.889	39.409	37.923		17:12:37.672	12		1:44.458	38.911	36.910	28.637		17:08:23.764
								13		2:17.075 P	43.565	51.308	42.202		17:10:40.839

50 Dauenhauer Tobias Ford Mustang **56** Rocca Nicolo Ford Mustang
Junior Hendriks Motorsport CAAL Racing

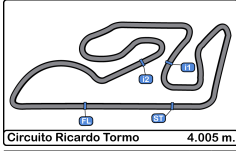
Lap	D	Time	Sector 1	Sector 2	Sector 3	T. Spd	Elapsed	Lap	D	Time	Sector 1	Sector 2	Sector 3	T. Spd	Elapsed
1		16:42:07.151	16:40:57.164	40.918	29.069		16:42:07.151	1		16:41:57.581	16:40:50.788	37.517	29.276		16:41:57.581
2		1:44.558	39.355	36.813	28.390		16:43:51.709	2		1:44.537	38.850	36.407	29.280		16:43:42.118
3		2:21.290	43.321	57.849	40.120		16:46:12.999	3		2:40.567	38.661	43.894	48.012		16:45:52.685
4		1:45.079	39.235	37.370	28.474		16:47:58.078	4		1:55.294	47.704	36.846	30.744		16:47:47.979
5		1:50.453 P	38.909	37.276	34.268		16:49:48.531	5		1:44.036	38.676	36.632	28.728		16:49:32.015
6		5:54.442	4:41.685	42.633	30.124		16:55:42.973	6		1:43.629	38.818	36.634	28.177		16:51:15.644
7		1:47.290	40.339	37.515	29.436		16:57:30.263	7		1:43.807	38.851	36.411	28.545		16:52:59.451
8		1:43.078	38.507	36.394	28.177		16:59:13.341	8		1:51.885 P	39.234	37.200	35.451		16:54:51.336
9		1:42.371	38.364	35.923	28.084		17:00:55.712	9		5:37.274	4:29.655	39.147	28.472		17:00:28.610
10		1:47.247 P	38.601	36.253	32.393		17:02:42.959	10		1:42.890	38.354	36.411	28.125		17:02:11.500
								11		1:42.459	38.430	36.033	27.996		17:03:53.959
								12		1:43.173	38.390	36.276	28.507		17:05:37.132
								13		2:05.209 P	45.971	42.663	36.575		17:07:42.341

54 Ercoli Gianmarco Chevrolet Camaro
CAAL Racing

Lap	D	Time	Sector 1	Sector 2	Sector 3	T. Spd	Elapsed
1		16:42:37.183	16:41:29.274	39.216	28.693		16:42:37.183
2		1:47.109	40.785	37.189	29.135		16:44:24.292
3		2:15.482	54.256	52.649	28.577		16:46:39.774
4		1:44.480	38.672	36.988	28.820		16:48:24.254
5		1:52.688 P	39.839	37.457	35.392		16:50:16.942
6		4:41.712	3:33.408	39.351	28.953		16:54:58.654
7		1:43.451	38.794	36.281	28.376		16:56:42.105
8		1:43.441	38.833	36.306	28.302		16:58:25.546
9		1:43.155	38.338	36.260	28.557		17:00:08.701
10		2:01.112 P	43.185	41.994	35.933		17:02:09.813
11		4:37.097	3:32.643	36.433	28.021		17:06:46.910
12		1:42.424	38.256	36.036	28.132		17:08:29.334
13		1:42.586	38.209	36.223	28.154		17:10:11.920
14		2:06.377 P	40.212	43.679	42.486		17:12:18.297

58 Luhr Lucas Chevrolet Camaro
Racingfuel Motorsport

Lap	D	Time	Sector 1	Sector 2	Sector 3	T. Spd	Elapsed
1		16:45:35.942	16:44:02.532	39.655	53.755		16:45:35.942
2		2:12.762	1:03.490	38.064	31.208		16:47:48.704
3		1:44.813	39.369	36.838	28.606		16:49:33.517
4		1:46.368	39.442	38.041	28.885		16:51:19.885
5		1:50.278 P	39.485	36.871	33.922		16:53:10.163
6		7:39.829	6:33.087	38.057	28.685		17:00:49.992
7		1:43.792	39.021	36.614	28.157		17:02:33.784
8		1:43.562	38.815	36.409	28.338		17:04:17.346
9		1:43.528	38.732	36.358	28.438		17:06:00.874
10		1:43.619	38.778	36.341	28.500		17:07:44.493
11		1:44.491	39.255	36.806	28.430		17:09:28.984
12		1:43.822	38.907	36.618	28.297		17:11:12.806
13		2:02.613 P	40.563	38.106	43.944		17:13:15.419

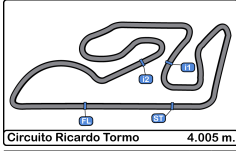


Circuit Ricardo Tormo
EURONASCAR PRO
Free Practice - 2
Lap Analysis

64 Graff Alexander Ford Mustang 69 Speedhouse							Bleekemolen Sebastiaan Ford Mustang Team Bleekemolen							
Lap	D	Time	Sector 1	Sector 2	Sector 3	T. Spd	Lap	D	Time	Sector 1	Sector 2	Sector 3	T. Spd	Elapsed
1		16:42:03.184	16:40:56.265	38.137	28.782		1		16:41:54.920	16:40:48.263	37.755	28.902		16:41:54.920
2		1:44.368	39.366	36.586	28.416		2		1:44.854	39.603	36.632	28.619		16:43:39.774
3		2:19.857	39.049	54.798	46.010		3		2:08.877	38.721	41.845	48.311		16:45:48.651
4		1:45.275	38.841	37.526	28.908		4		1:53.798	48.345	37.020	28.433		16:47:42.449
5		1:42.618	38.477	36.106	28.035		5		1:43.867	38.776	36.492	28.599		16:49:26.316
6		1:44.264	38.376	36.856	29.029		6		1:43.210	38.588	36.345	28.277		16:51:09.526
7		1:42.791	38.253	36.389	28.149		7		1:55.790 P	41.030	37.593	37.167		16:53:05.316
8		1:52.006 P	38.519	36.227	37.349		8		5:16.733	4:07.350	39.010	29.373		16:58:21.049
9		4:01.813	2:56.083	36.755	28.975		9		1:43.813	39.027	36.433	28.353		17:00:04.862
10		1:43.236	38.751	36.275	28.210		10		1:42.964	38.735	36.224	28.005		17:01:47.826
11		1:43.865	39.069	36.549	28.247		11		1:43.139	38.543	36.513	28.083		17:03:30.965
12		1:43.125	38.600	36.359	28.166		12		2:04.726	39.326	47.307	38.093		17:05:35.691
13		1:42.926	38.510	36.399	28.017		13		1:55.984	46.509	40.568	28.904		17:07:31.672
14		1:43.143	38.601	36.433	28.109		14		1:43.144	38.436	36.473	28.235		17:09:14.816
15		1:42.657	38.443	36.187	28.027		15		1:58.038 P	42.155	38.497	37.386		17:11:12.854
16		1:54.596 P	38.584	36.729	39.283		16		17:11:09.810					

65 Romagnoli Riccardo Chevrolet Camaro Chal The Club Motorsport							72 Waden Ian Eric Ford Mustang Team Bleekemolen							
Lap	D	Time	Sector 1	Sector 2	Sector 3	T. Spd	Lap	D	Time	Sector 1	Sector 2	Sector 3	T. Spd	Elapsed
1		16:44:14.197	16:42:58.092	44.527	31.578		1		16:43:29.977	16:42:17.067	42.243	30.667		16:43:29.977
2		2:23.891	51.632	57.970	34.289		2		2:14.830	40.702	40.968	53.160		16:45:44.807
3		1:45.993	39.854	37.100	29.039		3		2:00.472	53.527	37.802	29.143		16:47:45.279
4		1:45.600	39.790	37.054	28.756		4		1:47.339	40.127	37.623	29.589		16:49:32.618
5		1:44.407	39.347	36.625	28.435		5		1:47.000	39.738	37.908	29.354		16:51:19.618
6		1:44.410	38.929	36.764	28.717		6		1:47.025	40.396	37.479	29.150		16:53:06.643
7		1:52.452 P	40.093	38.120	34.239		7		1:48.869	40.943	38.892	29.034		16:54:55.512
8		4:05.429	2:59.885	37.036	28.508		8		1:46.342	39.711	37.958	28.673		16:56:41.854
9		1:54.845 P	44.326	38.154	32.365		9		1:55.781 P	41.508	38.454	35.819		16:58:37.635
10		1:57.683	3:51.286	37.340	29.057		10		2:23.975 P	1:08.534	38.890	36.551		17:01:01.610
11		1:44.754	39.140	36.805	28.809		11		5:30.386	4:20.274	40.374	29.738		17:06:31.996
12		1:44.394	38.977	36.700	28.714		12		1:47.896	40.174	38.604	29.118		17:08:19.892
13		2:03.301 P	39.085	48.947	35.269		13		1:45.344	39.430	37.089	28.822		17:10:05.233
14							14		2:00.404 P	45.999	43.361	40.131		17:12:14.724

88 Lanza Massimiliano Chevrolet Camaro Chal CAAL Racing						
Lap	D	Time	Sector 1	Sector 2	Sector 3	T. Spd
1		16:43:17.202	16:42:02.056	44.045	31.101	
2		2:12.130	41.438	39.581	51.111	
3		2:00.808	53.855	37.659	29.294	
4		1:45.162	39.487	37.074	28.601	
5		1:44.795	39.120	37.005	28.670	
6		1:44.586	39.257	36.999	28.330	
7		1:44.732	39.100	37.030	28.602	
8		2:04.115 P	38.874	45.509	39.732	
9		3:45.030	2:34.996	37.092	32.942	
10		1:45.176	39.404	36.899	28.873	
11		1:44.035	39.050	36.887	28.098	
12		1:57.815 P	38.949	37.402	41.464	



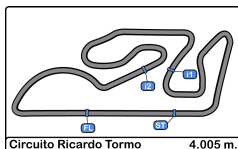
Circuit Ricardo Tormo
EURONASCAR PRO
Free Practice - 2
Lap Analysis

Circuito Ricardo Tormo 4.005 m.

90 Gabossi Nicolò Chevrolet Camaro
Chal Not Only Motorsport

Lap	D	Time	Sector 1	Sector 2	Sector 3	T. Spd	Elapsed
1		16:44:28.054	16:43:06.165	47.135	34.754		16:44:28.054
2		2:21.789	53.221	55.668	32.900		16:46:49.843
3		1:56.181	44.225	40.855	31.101		16:48:46.024
4		2:01.468 P	42.397	40.478	38.593		16:50:47.492
5		3:39.371 P	2:10.570	45.843	42.958		16:54:26.863
6		3:05.560	1:53.324	40.162	32.074		16:57:32.423
7		1:51.702	42.357	38.875	30.470		16:59:24.125
8		1:50.145	41.462	38.934	29.749		17:01:14.270
9		2:09.043 P	47.077	42.521	39.445		17:03:23.313





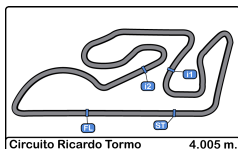
Circuito Ricardo Tormo

EURONASCAR PRO

Free Practice - 2

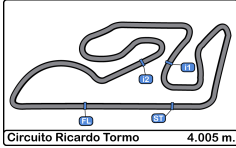
Best Sectors Results

Sector - 1			Sector - 2			Sector - 3			Ideal Lap vs Best Lap						
Clas	Nº	Driver	Time	Nº	Driver	Time	Nº	Driver	Time	Clas	Nº	Driver	Ideal Lap	Best Lap	Clas
1	24	Day Alon	37.985	50	Dauenhauer Tobias	35.923	24	Day Alon	27.786	1	24	Day Alon	1:41.702	1:42.368	1
2	54	Ercoli Gianmarco	38.209	24	Day Alon	35.931	7	Doubek Martin	27.911	2	54	Ercoli Gianmarco	1:42.266	1:42.424	3
3	64	Graff Alexander	38.253	56	Rocca Nicolo	36.033	5	Lemarie Patrick	27.978	3	50	Dauenhauer Tobias	1:42.371	1:42.371	2
4	56	Rocca Nicolo	38.354	54	Ercoli Gianmarco	36.036	56	Rocca Nicolo	27.996	4	64	Graff Alexander	1:42.376	1:42.618	6
5	50	Dauenhauer Tobias	38.364	64	Graff Alexander	36.106	69	Bleekemolen Sebastiaan	28.005	5	56	Rocca Nicolo	1:42.383	1:42.459	4
6	5	Lemarie Patrick	38.380	5	Lemarie Patrick	36.141	64	Graff Alexander	28.017	6	5	Lemarie Patrick	1:42.499	1:42.502	5
7	69	Bleekemolen Sebastiaan	38.436	69	Bleekemolen Sebastiaan	36.224	54	Ercoli Gianmarco	28.021	7	69	Bleekemolen Sebastiaan	1:42.665	1:43.139	8
8	7	Doubek Martin	38.456	46	Iannetta Romain	36.280	50	Dauenhauer Tobias	28.084	8	7	Doubek Martin	1:42.692	1:42.857	7
9	47	Colavita Leonardo	38.573	7	Doubek Martin	36.325	88	Lanza Massimiliano	28.098	9	46	Iannetta Romain	1:43.140	1:43.349	9
10	3	Gabillon Frederic	38.630	58	Luhr Lucas	36.341	58	Luhr Lucas	28.157	10	58	Luhr Lucas	1:43.230	1:43.562	11
11	46	Iannetta Romain	38.638	47	Colavita Leonardo	36.449	46	Iannetta Romain	28.222	11	3	Gabillon Frederic	1:43.393	1:43.450	10
12	58	Luhr Lucas	38.732	3	Gabillon Frederic	36.523	16	Cappelli Claudio Remigio	28.230	12	47	Colavita Leonardo	1:43.408	1:54.392	30
13	16	Cappelli Claudio Remigio	38.808	55	Armetta Fabrizio	36.560	3	Gabillon Frederic	28.240	13	16	Cappelli Claudio Remigio	1:43.716	1:43.823	12
14	55	Armetta Fabrizio	38.852	18	Maggi Giorgio	36.597	18	Maggi Giorgio	28.347	14	88	Lanza Massimiliano	1:43.859	1:44.035	13
15	88	Lanza Massimiliano	38.874	65	Romagnoli Riccardo	36.625	47	Colavita Leonardo	28.386	15	55	Armetta Fabrizio	1:43.916	1:44.094	14
16	65	Romagnoli Riccardo	38.929	16	Cappelli Claudio Remigio	36.678	65	Romagnoli Riccardo	28.435	16	65	Romagnoli Riccardo	1:43.989	1:44.407	17
17	48	Sokolovskiy Yevgen	39.010	48	Sokolovskiy Yevgen	36.752	48	Sokolovskiy Yevgen	28.484	17	48	Sokolovskiy Yevgen	1:44.246	1:44.321	15
18	38	Grinbergas Gustas	39.128	38	Grinbergas Gustas	36.815	55	Armetta Fabrizio	28.504	18	18	Maggi Giorgio	1:44.292	1:44.384	16
19	8	Caso Dario	39.240	8	Caso Dario	36.868	8	Caso Dario	28.591	19	38	Grinbergas Gustas	1:44.562	1:44.732	18
20	14	Goossens Marc	39.267	88	Lanza Massimiliano	36.887	14	Goossens Marc	28.596	20	8	Caso Dario	1:44.699	1:44.847	19
21	1	Krasonis Thomas	39.304	33	Barberini Cosimo	36.913	38	Grinbergas Gustas	28.619	21	14	Goossens Marc	1:44.922	1:44.922	20
22	33	Barberini Cosimo	39.344	14	Goossens Marc	37.059	4	Panagiotis Yannick	28.659	22	33	Barberini Cosimo	1:44.935	1:45.071	21
23	18	Maggi Giorgio	39.348	1	Krasonis Thomas	37.071	72	Waden Ian Eric	28.673	23	1	Krasonis Thomas	1:45.077	1:45.380	22
24	72	Waden Ian Eric	39.430	72	Waden Ian Eric	37.089	33	Barberini Cosimo	28.678	24	72	Waden Ian Eric	1:45.192	1:47.000	26
25	23	Tuomaala Henri	39.467	23	Tuomaala Henri	37.134	1	Krasonis Thomas	28.702	25	23	Tuomaala Henri	1:45.342	1:45.479	23
26	29	Koloc Aliyyah	39.754	29	Koloc Aliyyah	37.315	23	Tuomaala Henri	28.741	26	29	Koloc Aliyyah	1:45.817	1:46.042	24
27	17	Manfre Bernardo	39.816	44	Rautjarvi Jonne	37.412	29	Koloc Aliyyah	28.748	27	17	Manfre Bernardo	1:46.109	1:46.639	25
28	4	Panagiotis Yannick	40.158	17	Manfre Bernardo	37.482	17	Manfre Bernardo	28.811	28	4	Panagiotis Yannick	1:46.735	1:47.050	27
29	44	Rautjarvi Jonne	40.416	4	Panagiotis Yannick	37.918	44	Rautjarvi Jonne	29.518	29	44	Rautjarvi Jonne	1:47.346	1:48.405	28
30	90	Gabossi Nicolò	41.462	90	Gabossi Nicolò	38.875	90	Gabossi Nicolò	29.749	30	90	Gabossi Nicolò	1:50.086	1:50.145	29



Circuito Ricardo Tormo
EURONASCAR PRO
Free Practice - 2
Best 5 Lap Times

Cls	N°	Driver	Nat	Cat	Cls	Team	Nat	Vehicle	Best 1		Best 2		Best 3		Best 4		Best 5	
									Time	Lap	Time	Lap	Time	Lap	Time	Lap	Time	Lap
1	24	Day Alon	ISR			PK Carsport	ISR	Chevrolet Camaro	1:42.368	11	1:42.393	13	1:50.038	9	1:54.000	12	2:03.612	4
2	50	Dauenhauer Tobias	DEU	Junio	1	Hendriks Motorsport	DEU	Ford Mustang	1:42.371	9	1:43.078	8	1:44.558	2	1:45.079	4	1:47.247	10
3	54	Ercoli Gianmarco	ITA			CAAL Racing	ITA	Chevrolet Camaro	1:42.424	12	1:42.586	13	1:43.441	8	1:43.451	7	1:47.109	2
4	56	Rocca Nicolo	ITA			CAAL Racing	ITA	Ford Mustang	1:42.459	11	1:42.890	10	1:43.629	6	1:43.807	7	1:44.537	2
5	5	Lemarie Patrick	FRA			Academy Motorsport / Alex Caffi	FRA	EuroNASCAR FJ	1:42.502	5	1:43.323	3	1:43.497	8	1:44.662	2	1:48.003	4
6	64	Graff Alexander	SWE			Speedhouse	FRA	Ford Mustang	1:42.618	5	1:42.791	7	1:42.926	13	1:43.125	12	1:43.236	10
7	7	Doubek Martin	CZE	Cha	1	Hendriks Motorsport	DEU	Ford Mustang	1:42.857	10	1:42.900	12	1:43.031	11	1:43.698	9	1:44.435	5
8	69	Bleekemolen Sebastiaan	NLD			Team Bleekemolen	NLD	Ford Mustang	1:43.139	11	1:43.210	6	1:43.867	5	1:44.854	2	1:53.798	4
9	46	Iannetta Romain	FRA			Marko Stipp Motorsport	DEU	Chevrolet Camaro	1:43.349	9	1:43.626	12	1:43.827	10	1:44.954	5	1:47.248	3
10	3	Gabillon Frederic	FRA			RDV Competition	FRA	EuroNASCAR FJ	1:43.450	5	1:43.607	8	1:44.278	9	1:46.392	12	1:49.079	2
11	58	Luhr Lucas	DEU			Racingfuel Motorsport	CHE	Chevrolet Camaro	1:43.562	8	1:43.619	10	1:43.792	7	1:43.822	12	1:44.491	11
12	16	Cappelli Claudio Remigio	ITA	Cha	2	MK1 Racing - RaceArt	ITA	Shadow DNM8	1:43.823	5	1:44.727	9	1:44.875	14	1:45.514	6	1:46.118	2
13	88	Lanza Massimiliano	ITA	Cha	3	CAAL Racing	ITA	Chevrolet Camaro	1:44.035	11	1:44.586	6	1:44.732	7	1:44.795	5	1:57.815	12
14	55	Armetta Fabrizio	ITA	Cha	4	The Club Motorsport	ITA	Chevrolet Camaro	1:44.094	10	1:44.152	11	1:44.239	4	1:44.419	6	1:44.458	12
15	48	Sokolovskiy Yevgen	UKR	Cha	5	Marko Stipp Motorsport	DEU	Chevrolet Camaro	1:44.321	4	1:45.399	3	1:46.774	8	1:49.142	2	2:01.221	12
16	18	Maggi Giorgio	CHE	Junio	2	Race Art Technology	CHE	Toyota Camry	1:44.384	10	1:44.696	5	1:44.888	7	1:45.244	6	1:45.642	2
17	65	Romagnoli Riccardo	ITA	Cha	6	The Club Motorsport	ITA	Chevrolet Camaro	1:44.407	5	1:44.410	6	1:45.600	4	1:45.993	3	1:52.452	7
18	38	Grinbergas Gustas	LIT	Junio	3	Buggyra ZM-MFT Racing	ARE	Ford Mustang	1:44.732	7	1:44.909	5	1:45.019	6	1:45.065	4	1:45.317	13
19	8	Caso Dario	ITA	Cha	7	Racers Motorsport	ITA	Chevrolet Camaro	1:44.847	4	1:45.116	2	1:45.286	6	2:02.062	7	2:08.834	5
20	14	Goossens Marc	BEL			Speedhouse	FRA	Ford Mustang	1:44.922	4	1:45.834	7	1:54.568	5	1:58.838	8	5:45.419	6
21	33	Barberini Cosimo	ITA	Cha	8	Speedhouse	FRA	Ford Mustang	1:45.071	5	1:45.530	4	1:45.572	6	1:45.988	12	1:46.181	13
22	1	Krasonis Thomas	GRC	Junio	4	Academy Motorsport / Alex Caffi	ITA	Ford Mustang	1:45.380	10	1:45.953	7	1:46.025	8	1:49.762	9	1:51.933	11
23	23	Tuomaala Henri	FIN	Cha	9	Team Bleekemolen	NLD	Chevrolet Camaro	1:45.479	9	1:45.802	10	1:46.097	2	2:09.965	11	4:40.409	8
24	29	Koloc Aliyyah	ARE	Junio	5	Buggyra ZM-MFT Racing	ARE	Ford Mustang	1:46.042	4	1:46.135	8	1:46.622	7	1:46.768	11	1:46.920	9
25	17	Manfre Bernardo	ITA	Cha	10	MK1 Racing - RaceArt	ITA	Shadow DNM8	1:46.639	10	1:46.819	7	1:48.844	4	1:48.892	3	1:49.444	2
26	72	Waden Ian Eric	FIN	Cha	11	Team Bleekemolen	NLD	Ford Mustang	1:47.000	5	1:47.025	6	1:47.339	4	1:55.781	9	2:00.472	3
27	4	Panagiotis Yannick	FRA	Cha	12	Panasport	FRA	Ford Mustang	1:47.050	12	1:47.332	14	1:47.781	7	1:48.069	6	1:48.559	15
28	44	Rautjarvi Jonne	FIN	Junio	6	Team Bleekemolen	NLD	Chevrolet Camaro	1:48.405	5	1:48.482	12	1:48.503	3	1:48.803	4	1:48.933	9
29	90	Gabossi Nicolò	ITA	Cha	13	Not Only Motorsport	ITA	Chevrolet Camaro	1:50.145	8	1:51.702	7	1:56.181	3	2:01.468	4	2:09.043	9
30	47	Colavita Leonardo	ITA	Junio	7	Racers Motorsport	ITA	Chevrolet Camaro	1:54.392	2	1:54.711	3	1:58.743	4				



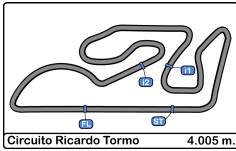
Circuito Ricardo Tormo

EURONASCAR PRO

Free Practice - 2

Fastest Laps Sequence

Lap	Time of Day	Session Time	Nº	Driver	Nat	Cat	Team	Nat	Vehicle	Time	Km/h
2	16:43:39.774	3:39.774	69	Bleekemolen Sebastiaan		NLD	Team Bleekemolen		Ford Mustang	1:44.854	137.5
2	16:43:42.118	3:42.118	56	Rocca Nicolo		ITA	CAAL Racing		Ford Mustang	1:44.537	137.9
2	16:43:47.552	3:47.552	64	Graff Alexander		SWE	Speedhouse		Ford Mustang	1:44.368	138.1
5	16:49:26.316	9:26.316	69	Bleekemolen Sebastiaan		NLD	Team Bleekemolen		Ford Mustang	1:43.867	138.8
5	16:49:34.661	9:34.661	3	Gabillon Frederic		FRA	RDV Competition		EuroNASCAR FJ	1:43.450	139.3
5	16:49:35.302	9:35.302	64	Graff Alexander		SWE	Speedhouse		Ford Mustang	1:42.618	140.5
5	16:55:50.191	15:50.191	5	Lemarie Patrick		FRA	Academy Motorsport / Alex Caffi Motorsport		EuroNASCAR FJ	1:42.502	140.6
9	17:00:55.712	20:55.712	50	Dauenhauer Tobias		DEU Junior	Hendriks Motorsport		Ford Mustang	1:42.371	140.8
11	17:07:11.429	27:11.429	24	Day Alon		ISR	PK Carsport		Chevrolet Camaro	1:42.368	140.8



Circuit Ricardo Tormo
EURONASCAR PRO
Free Practice - 2
Pit Stop Analysis

1 Krasonis Thomas Ford Mustang
 Junior Academy Motorsport / Alex Caffi

Nº	In Day Time	In Time	Out Time	Pit Time	T. Pit Time	Handicap	Diff.
1	16:49:33.944	16:49:33.944	16:57:32.538	7:58.594	7:58.594		

3 Gabillon Frederic EuroNASCAR FJ
 RDV Competition

Nº	In Day Time	In Time	Out Time	Pit Time	T. Pit Time	Handicap	Diff.
1	16:51:31.901	16:51:31.901	16:53:35.705	2:03.804	2:03.804		
2	17:00:38.486	17:00:38.486	17:04:30.138	3:51.652	5:55.456		

5 Lemarie Patrick EuroNASCAR FJ
 Academy Motorsport / Alex Caffi

Nº	In Day Time	In Time	Out Time	Pit Time	T. Pit Time	Handicap	Diff.
1	16:57:40.940	16:57:40.940	17:07:42.627	10:01.687	10:01.687		

7 Doubek Martin Ford Mustang
 Chal Hendriks Motorsport

Nº	In Day Time	In Time	Out Time	Pit Time	T. Pit Time	Handicap	Diff.
1	16:52:26.079	16:52:26.079	16:55:06.482	2:40.403	2:40.403		
2	17:07:23.839	17:07:23.839	17:08:34.119	1:10.280	3:50.683		

14 Goossens Marc Ford Mustang
 Speedhouse

Nº	In Day Time	In Time	Out Time	Pit Time	T. Pit Time	Handicap	Diff.
1	16:42:15.420	16:42:15.420	16:46:15.103	3:59.683	3:59.683		
2	16:48:07.511	16:48:07.511	16:57:48.647	9:41.136	13:40.819		
3	17:03:11.593	17:03:11.593	17:07:10.809	3:59.216	17:40.035		

16 Cappelli Claudio Remigio Shadow DNM8
 Chal MK1 Racing - RaceArt Technology

Nº	In Day Time	In Time	Out Time	Pit Time	T. Pit Time	Handicap	Diff.
1	16:53:48.605	16:53:48.605	16:55:31.293	1:42.688	1:42.688		

17 Manfre Bernardo Shadow DNM8
 Chal MK1 Racing - RaceArt Technology

Nº	In Day Time	In Time	Out Time	Pit Time	T. Pit Time	Handicap	Diff.
1	16:55:14.370	16:55:14.370	17:00:10.969	4:56.599	4:56.599		

18 Maggi Giorgio Toyota Camry
 Junior Race Art Technology

Nº	In Day Time	In Time	Out Time	Pit Time	T. Pit Time	Handicap	Diff.
1	16:49:50.157	16:49:50.157	16:52:41.888	2:51.731	2:51.731		
2	17:01:33.966	17:01:33.966	17:04:42.287	3:08.321	6:00.052		

23 Tuomaala Henri Chevrolet Camaro
 Chal Team Bleekemolen

Nº	In Day Time	In Time	Out Time	Pit Time	T. Pit Time	Handicap	Diff.
1	17:02:05.679	17:02:05.679	17:04:59.130	2:53.451	2:53.451		

24 Day Alon Chevrolet Camaro
 PK Carsport

Nº	In Day Time	In Time	Out Time	Pit Time	T. Pit Time	Handicap	Diff.
1	16:49:09.633	16:49:09.633	16:52:56.685	3:47.052	3:47.052		
2	17:01:46.498	17:01:46.498	17:03:40.036	1:53.538	5:40.590		

33 Barberini Cosimo Ford Mustang
 Chal Speedhouse

Nº	In Day Time	In Time	Out Time	Pit Time	T. Pit Time	Handicap	Diff.
1	16:53:40.726	16:53:40.726	16:55:49.896	2:09.170	2:09.170		
2	17:01:45.473	17:01:45.473	17:05:30.318	3:44.845	5:54.015		

44 Rautjarvi Jonne Chevrolet Camaro
 Junior Team Bleekemolen

Nº	In Day Time	In Time	Out Time	Pit Time	T. Pit Time	Handicap	Diff.
1	16:56:21.277	16:56:21.277	16:58:13.150	1:51.873	1:51.873		
2	17:03:50.451	17:03:50.451	17:05:32.042	1:41.591	3:33.464		

46 Iannetta Romain Chevrolet Camaro
 Marko Stipp Motorsport

Nº	In Day Time	In Time	Out Time	Pit Time	T. Pit Time	Handicap	Diff.
1	16:55:16.962	16:55:16.962	16:59:41.315	4:24.353	4:24.353		

48 Sokolovskiy Yevgen Chevrolet Camaro
 Chal Marko Stipp Motorsport

Nº	In Day Time	In Time	Out Time	Pit Time	T. Pit Time	Handicap	Diff.
1	16:56:25.579	16:56:25.579	17:01:40.145	5:14.566	5:14.566		

50 Dauenhauer Tobias Ford Mustang
 Junior Hendriks Motorsport

Nº	In Day Time	In Time	Out Time	Pit Time	T. Pit Time	Handicap	Diff.
1	16:49:46.046	16:49:46.046	16:53:46.438	4:00.392	4:00.392		

54 Ercoli Gianmarco Chevrolet Camaro
 CAAL Racing

Nº	In Day Time	In Time	Out Time	Pit Time	T. Pit Time	Handicap	Diff.
1	16:50:14.514	16:50:14.514	16:53:05.535	2:51.021	2:51.021		
2	17:02:07.075	17:02:07.075	17:05:04.622	2:57.547	5:48.568		

55 Armetta Fabrizio Chevrolet Camaro
 Chal The Club Motorsport

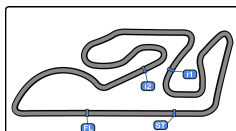
Nº	In Day Time	In Time	Out Time	Pit Time	T. Pit Time	Handicap	Diff.
1	16:59:28.539	16:59:28.539	17:01:11.178	1:42.639	1:42.639		

56 Rocca Nicolo Ford Mustang
 CAAL Racing

Nº	In Day Time	In Time	Out Time	Pit Time	T. Pit Time	Handicap	Diff.
1	16:54:48.865	16:54:48.865	16:58:39.191	3:50.326	3:50.326		

58 Luhr Lucas Chevrolet Camaro
 Racingfuel Motorsport

Nº	In Day Time	In Time	Out Time	Pit Time	T. Pit Time	Handicap	Diff.
1	16:53:06.914	16:53:06.914	16:59:00.427	5:53.513	5:53.513		



Circuit Ricardo Tormo

EURONASCAR PRO

Free Practice - 2

Pit Stop Analysis

Circuito Ricardo Tormo 4.005 m.

64 Graff Alexander Ford Mustang

Speedhouse

Nº	In Day Time	In Time	Out Time	Pit Time	T. Pit Time	Handicap	Diff.
1	16:54:51.105	16:54:51.105	16:57:10.090	2:18.985	2:18.985		

65 Romagnoli Riccardo Chevrolet Camaro

Chal The Club Motorsport

Nº	In Day Time	In Time	Out Time	Pit Time	T. Pit Time	Handicap	Diff.
1	16:55:28.575	16:55:28.575	16:57:51.629	2:23.054	2:23.054		
2	17:01:29.303	17:01:29.303	17:04:43.830	3:14.527	5:37.581		

69 Bleekemolen Sebastiaan Ford Mustang

Team Bleekemolen

Nº	In Day Time	In Time	Out Time	Pit Time	T. Pit Time	Handicap	Diff.
1	16:53:02.363	16:53:02.363	16:56:30.611	3:28.248	3:28.248		

72 Waden Ian Eric Ford Mustang

Chal Team Bleekemolen

Nº	In Day Time	In Time	Out Time	Pit Time	T. Pit Time	Handicap	Diff.
1	16:58:35.129	16:58:35.129	16:59:04.404	29.275	29.275		
2	17:00:59.248	17:00:59.248	17:04:38.747	3:39.499	4:08.774		

88 Lanza Massimiliano Chevrolet Camaro

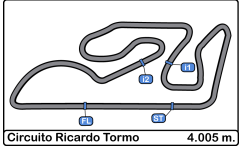
Chal CAAL Racing

Nº	In Day Time	In Time	Out Time	Pit Time	T. Pit Time	Handicap	Diff.
1	16:56:31.232	16:56:31.232	16:58:23.871	1:52.639	1:52.639		

90 Gabossi Nicolò Chevrolet Camaro

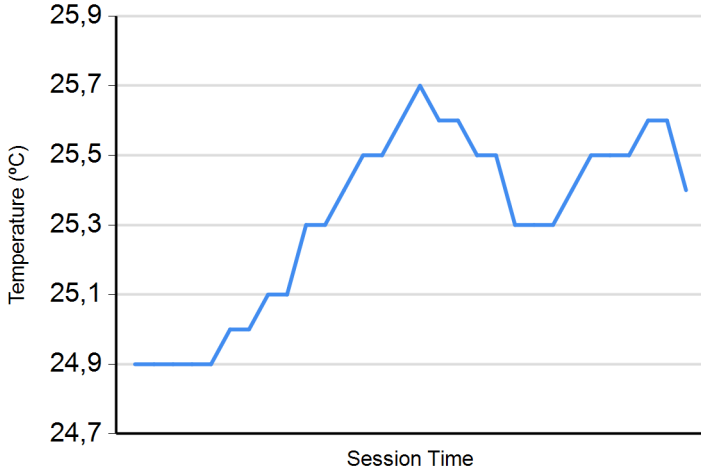
Chal Not Only Motorsport

Nº	In Day Time	In Time	Out Time	Pit Time	T. Pit Time	Handicap	Diff.
1	16:50:44.890	16:50:44.890	16:52:11.174	1:26.284	1:26.284		
2	16:54:24.427	16:54:24.427	16:55:33.349	1:08.922	2:35.206		

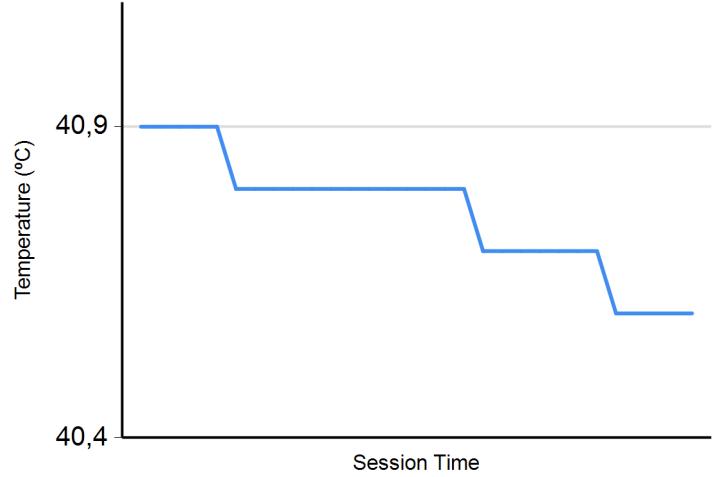


Circuit Ricardo Tormo
 EURONASCAR PRO
 Free Practice - 2
 Weather Report

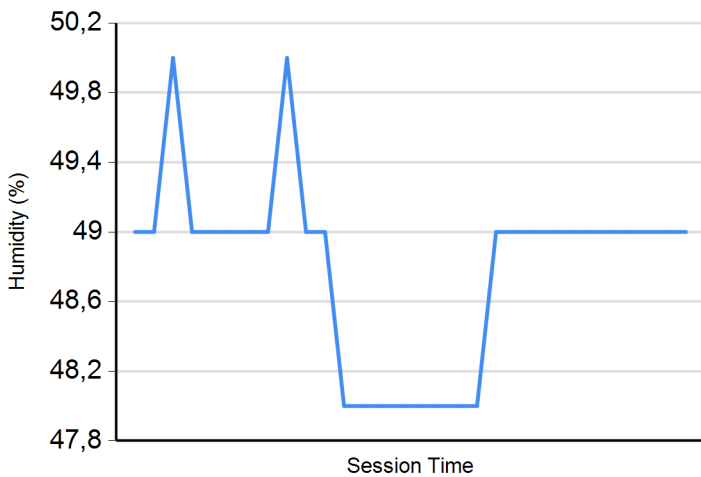
Air Temperature



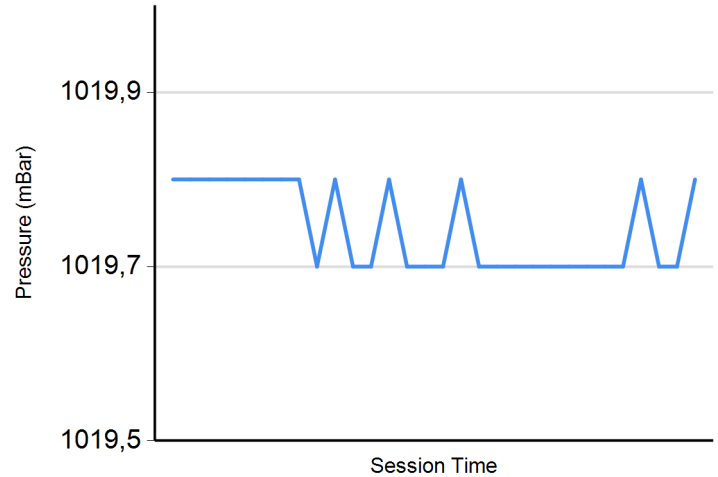
Track Temperature



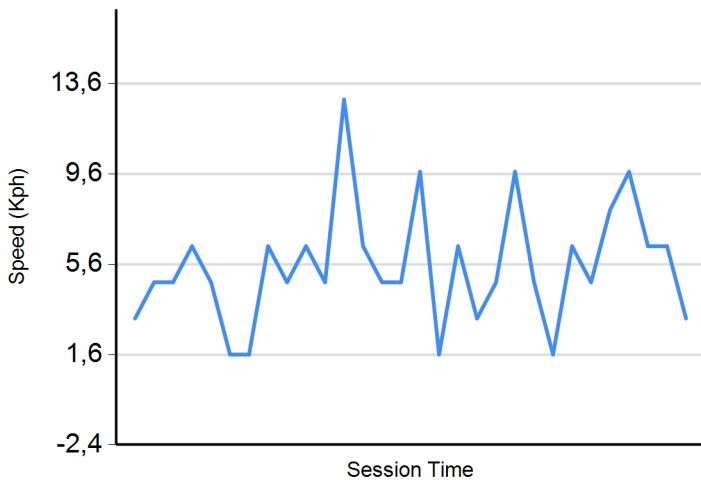
Humidity



Pressure



Wind Speed



Wind direction

