

Circuito Ricardo Tormo  
EURONASCAR PRO  
SuperPole  
Provisional Results

Clas	Nº	Driver	Nat	Cat	Clas	Team	Nat	Vehicle	Laps	Best	Time	Gap	Interval	Km/h
1	64	Graff Alexander				Speedhouse		Ford Mustang	4	3	1:41.803			141.6
2	56	Rocca Nicolo				CAAL Racing		Ford Mustang	4	3	1:41.908	0.105	0.105	141.4
3	54	Ercoli Gianmarco				CAAL Racing		Chevrolet Camaro	4	3	1:42.094	0.291	0.186	141.2
4	50	Dauenhauer Tobias		Junior	1	Hendriks Motorsport		Ford Mustang	4	3	1:42.141	0.338	0.047	141.1
5	3	Gabillon Frederic				RDV Competition		EuroNASCAR FJ	4	3	1:42.393	0.590	0.252	140.8
6	46	Iannetta Romain				Marko Stipp Motorsport		Chevrolet Camaro	4	3	1:42.550	0.747	0.157	140.5
7	14	Goossens Marc				Speedhouse		Ford Mustang	4	2	1:42.552	0.749	0.002	140.5
8	69	Bleekemolen Sebastiaan				Team Bleekemolen		Ford Mustang	4	3	1:42.935	1.132	0.383	140.0
9	18	Maggi Giorgio		Junior	2	Race Art Technology		Toyota Camry	4	3	1:43.451	1.648	0.516	139.3
10	5	Lemarie Patrick				Academy Motorsport / Alex Caffi Motorsport		EuroNASCAR FJ	4	1	10:28:57.282	10:27:15.	10:27:13.	00.0

\* PENALTIES

CARS 54,69,18,5,14 TIME DELETED DUE TRACK LIMITS

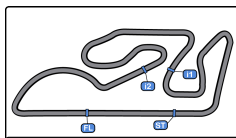
Published at:.....

Track Temp: 27.1 °C Air Temp: 21.9 °C Humidity: 52 % Track Status: DRY

Stewards:

Race Director:

Timekeeper:



Circuito Ricardo Tormo  
EURONASCAR PRO  
SuperPole  
Provisional Results by Category

Circuito Ricardo Tormo 4.005 m.

Clas	Nº	Driver	Nat	Cat	Clas	Team	Nat	Vehicle	Laps	Best	Time	Gap	Interval	Km/h
1	64	Graff Alexander				Speedhouse		Ford Mustang	4	3	1:41.803			141.6
2	56	Rocca Nicolo				CAAL Racing		Ford Mustang	4	3	1:41.908	0.105	0.105	141.4
3	54	Ercoli Gianmarco				CAAL Racing		Chevrolet Camaro	4	3	1:42.094	0.291	0.186	141.2
4	3	Gabillon Frederic				RDV Competition		EuroNASCAR FJ	4	3	1:42.393	0.590	0.299	140.8
5	46	Iannetta Romain				Marko Stipp Motorsport		Chevrolet Camaro	4	3	1:42.550	0.747	0.157	140.5
6	14	Goossens Marc				Speedhouse		Ford Mustang	4	2	1:42.552	0.749	0.002	140.5
7	69	Bleekemolen Sebastiaan				Team Bleekemolen		Ford Mustang	4	3	1:42.935	1.132	0.383	140.0
8	5	Lemarie Patrick				Academy Motorsport / Alex Caffi Motorsport		EuroNASCAR FJ	4	1	10:28:57.282	10:27:15.	10:27:14.	00.0

Junior

1	50	Dauenhauer Tobias		Junior	1	Hendriks Motorsport		Ford Mustang	4	3	1:42.141			141.1
2	18	Maggi Giorgio		Junior	2	Race Art Technology		Toyota Camry	4	3	1:43.451	1.310	1.310	139.3

\* PENALTIES

CARS 54,69,18,5,14 TIME DELETED DUE TRACK LIMITS

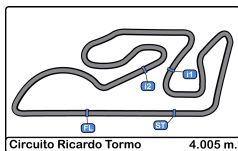
Published at:.....

Track Temp: 27.1 °C Air Temp: 21.9 °C Humidity: 52 % Track Status: DRY

Stewards:

Race Director:

Timekeeper:



Circuit Ricardo Tormo  
EURONASCAR PRO  
SuperPole  
Lap Analysis

**3** Gabillon Frederic EuroNASCAR FJ **54** Ercoli Gianmarco Chevrolet Camaro  
RDV Competition CAAL Racing

Lap	D	Time	Sector 1	Sector 2	Sector 3	T. Spd	Elapsed	Lap	D	Time	Sector 1	Sector 2	Sector 3	T. Spd	Elapsed
1		10:29:14.294	10:28:06.756	38.858	28.680		10:29:14.294	1		10:28:48.287	10:27:43.813	36.484	27.990		10:28:48.287
2		1:42.444	38.399	35.950	28.095	228.5	10:30:56.738	2		1:42.098	38.149	35.908	28.041	229.2	10:30:30.385
3		1:42.393	38.215	35.989	28.189	229.2	10:32:39.131	3		1:42.094	38.085	35.881	28.128	229.2	10:32:12.479
4		2:17.840 P	49.589	46.467	41.784	200.5	10:34:56.971	4		2:07.400 P	43.971	44.988	38.441	228.5	10:34:19.879

**5** Lemarie Patrick EuroNASCAR FJ **56** Rocca Nicola Ford Mustang  
Academy Motorsport / Alex Caffi CAAL Racing

Lap	D	Time	Sector 1	Sector 2	Sector 3	T. Spd	Elapsed	Lap	D	Time	Sector 1	Sector 2	Sector 3	T. Spd	Elapsed
1		10:28:57.282	10:27:50.528	38.119	28.635		10:28:57.282	1		10:28:53.202	10:27:48.237	37.024	27.941		10:28:53.202
2		1:42.376	38.085	36.215	28.076	230.7	10:30:39.658	2		1:41.948	38.077	35.878	27.993	230.7	10:30:35.150
3		1:41.745	38.123	35.884	27.708	230.7	10:32:21.373	3		1:41.908	38.199	35.799	27.910	230.7	10:32:17.058
4		2:13.928 P	45.158	44.293	43.577	227.8	10:34:34.401	4		2:08.093 P	44.592	43.477	40.024	230.7	10:34:25.151

**14** Goossens Marc Ford Mustang **64** Graff Alexander Ford Mustang  
Speedhouse Speedhouse

Lap	D	Time	Sector 1	Sector 2	Sector 3	T. Spd	Elapsed	Lap	D	Time	Sector 1	Sector 2	Sector 3	T. Spd	Elapsed
1		10:29:07.764	10:27:55.911	39.844	32.009		10:29:07.764	1		10:29:03.237	10:27:52.084	40.559	30.594		10:29:03.237
2		1:42.552	38.468	36.199	27.885	228.5	10:30:50.316	2		1:42.623	38.580	36.043	28.000	230.0	10:30:45.860
3		1:42.328	38.263	36.137	27.928	230.7	10:32:32.644	3		1:41.803	38.034	35.878	27.891	229.2	10:32:27.663
4		2:14.546 P	46.120	44.888	43.538	229.2	10:34:47.190	4		2:11.740 P	43.947	43.029	44.764	218.8	10:34:39.403

**18** Maggi Giorgio Toyota Camry **69** Bleekemolen Sebastiaan Ford Mustang  
Junior Race Art Technology Team Bleekemolen

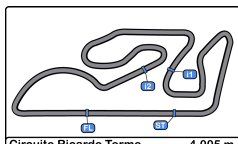
Lap	D	Time	Sector 1	Sector 2	Sector 3	T. Spd	Elapsed	Lap	D	Time	Sector 1	Sector 2	Sector 3	T. Spd	Elapsed
1		10:29:10.880	10:28:04.309	37.673	28.898		10:29:10.880	1		10:29:00.892	10:27:51.211	39.538	30.143		10:29:00.892
2		1:43.088	38.089	37.089	27.910	233.0	10:30:53.968	2		1:43.044	38.497	36.182	28.332	227.1	10:30:43.903
3		1:43.451	38.503	36.823	28.125	233.0	10:32:37.419	3		1:42.935	38.353	36.312	28.270	227.8	10:32:26.838
4		2:15.454 P	46.332	46.947	42.175	221.5	10:34:52.873	4		2:10.018 P	43.881	41.047	45.090	205.7	10:34:36.856

**46** Iannetta Romain Chevrolet Camaro  
Marko Stipp Motorsport

Lap	D	Time	Sector 1	Sector 2	Sector 3	T. Spd	Elapsed
1		10:29:06.002	10:27:54.073	39.531	32.398		10:29:06.002
2		1:42.562	38.431	36.071	28.060	228.5	10:30:48.564
3		1:42.550	38.188	36.137	28.225	230.0	10:32:31.114
4		2:12.878 P	47.093	44.867	40.918	197.2	10:34:43.992

**50** Dauenhauer Tobias Ford Mustang  
Junior Hendriks Motorsport

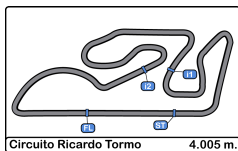
Lap	D	Time	Sector 1	Sector 2	Sector 3	T. Spd	Elapsed
1		10:28:51.441	10:27:46.704	36.473	28.264		10:28:51.441
2		1:42.203	38.108	35.930	28.165	229.2	10:30:33.644
3		1:42.141	38.161	35.882	28.098	229.2	10:32:15.785
4		2:06.561 P	44.334	43.510	38.717	210.5	10:34:22.346



Circuit Ricardo Tormo  
EURONASCAR PRO  
SuperPole

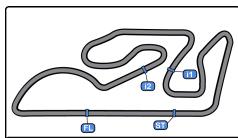
Best Sectors Results

Sector - 1				Sector - 2				Sector - 3				Ideal Lap vs Best Lap			
Clas	Nº	Driver	Time	Nº	Driver	Time	Nº	Driver	Time	Clas	Nº	Driver	Ideal Lap	Best Lap	Clas
1	64	Graff Alexander	38.034	56	Rocca Nicolo	35.799	5	Lemarie Patrick	27.708	1	5	Lemarie Patrick	1:41.677	Transpo	10
2	56	Rocca Nicolo	38.077	64	Graff Alexander	35.878	14	Goossens Marc	27.885	2	56	Rocca Nicolo	1:41.786	1:41.908	2
3	5	Lemarie Patrick	38.085	54	Ercoli Gianmarco	35.881	64	Graff Alexander	27.891	3	64	Graff Alexander	1:41.803	1:41.803	1
4	54	Ercoli Gianmarco	38.085	50	Dauenhauer Tobias	35.882	56	Rocca Nicolo	27.910	4	54	Ercoli Gianmarco	1:41.956	1:42.094	3
5	18	Maggi Giorgio	38.089	5	Lemarie Patrick	35.884	18	Maggi Giorgio	27.910	5	50	Dauenhauer Tobias	1:42.088	1:42.141	4
6	50	Dauenhauer Tobias	38.108	3	Gabillon Frederic	35.950	54	Ercoli Gianmarco	27.990	6	3	Gabillon Frederic	1:42.260	1:42.393	5
7	46	Iannetta Romain	38.188	46	Iannetta Romain	36.071	46	Iannetta Romain	28.060	7	14	Goossens Marc	1:42.285	1:42.552	7
8	3	Gabillon Frederic	38.215	14	Goossens Marc	36.137	3	Gabillon Frederic	28.095	8	46	Iannetta Romain	1:42.319	1:42.550	6
9	14	Goossens Marc	38.263	69	Bleekemolen Sebastiaan	36.182	50	Dauenhauer Tobias	28.098	9	69	Bleekemolen Sebastiaan	1:42.805	1:42.935	8
10	69	Bleekemolen Sebastiaan	38.353	18	Maggi Giorgio	36.823	69	Bleekemolen Sebastiaan	28.270	10	18	Maggi Giorgio	1:42.822	1:43.451	9



Circuito Ricardo Tormo  
EURONASCAR PRO  
SuperPole  
Best 5 Lap Times

Cls	N°	Driver	Nat	Cat	Cls	Team	Nat	Vehicle	Best 1		Best 2		Best 3		Best 4		Best 5	
									Time	Lap	Time	Lap	Time	Lap	Time	Lap	Time	Lap
1	64	Graff Alexander	SWE			Speedhouse	FRA	Ford Mustang	1:41.803	3	1:42.623	2	2:11.740	4				
2	56	Rocca Nicolo	ITA			CAAL Racing	ITA	Ford Mustang	1:41.908	3	1:41.948	2	2:08.093	4				
3	54	Ercoli Gianmarco	ITA			CAAL Racing	ITA	Chevrolet Camaro	1:42.094	3	2:07.400	4						
4	50	Dauenhauer Tobias	DEU	Junio	1	Hendriks Motorsport	DEU	Ford Mustang	1:42.141	3	1:42.203	2	2:06.561	4				
5	3	Gabillon Frederic	FRA			RDV Competition	FRA	EuroNASCAR FJ	1:42.393	3	1:42.444	2	2:17.840	4				
6	46	Iannetta Romain	FRA			Marko Stipp Motorsport	DEU	Chevrolet Camaro	1:42.550	3	1:42.562	2	2:12.878	4				
7	14	Goossens Marc	BEL			Speedhouse	FRA	Ford Mustang	1:42.552	2								
8	69	Bleekemolen Sebastiaan	NLD			Team Bleekemolen	NLD	Ford Mustang	1:42.935	3	2:10.018	4						
9	18	Maggi Giorgio	CHE	Junio	2	Race Art Technology	CHE	Toyota Camry	1:43.451	3	2:15.454	4						
10	5	Lemarie Patrick	FRA			Academy Motorsport / Alex Caffi Motorsport	ITA	EuroNASCAR FJ										



Circuit Ricardo Tormo

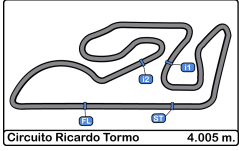
EURONASCAR PRO

SuperPole

Fastest Laps Sequence

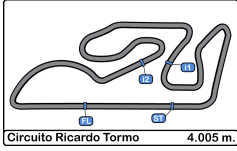
Circuito Ricardo Tormo 4.005 m.

Lap	Time of Day	Session Time	Nº	Driver	Nat	Cat	Team	Nat	Vehicle	Time	Km/h
2	10:30:33.644	10:33.644	50	Dauenhauer Tobias		JUNIOR	Hendriks Motorsport		Ford Mustang	1:42.203	141.0
2	10:30:35.150	10:35.150	56	Rocca Nicolo			CAAL Racing		Ford Mustang	1:41.948	141.4
3	10:32:17.058	12:17.058	56	Rocca Nicolo			CAAL Racing		Ford Mustang	1:41.908	141.4
3	10:32:27.663	12:27.663	64	Graff Alexander			Speedhouse		Ford Mustang	1:41.803	141.6



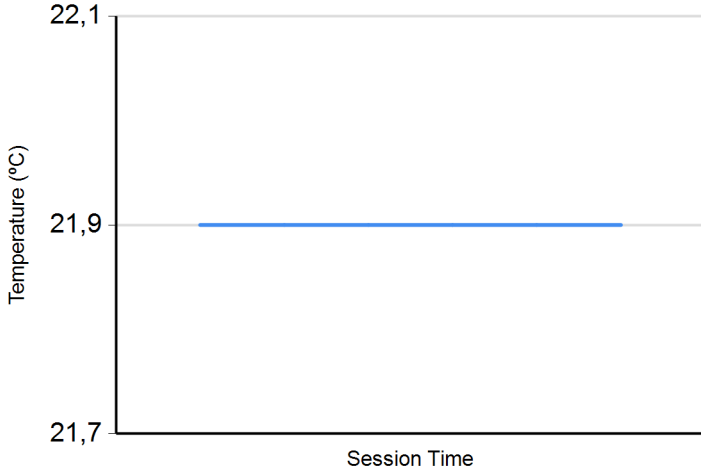
Circuit Ricardo Tormo  
EURONASCAR PRO  
SuperPole  
Pit Stop Analysis



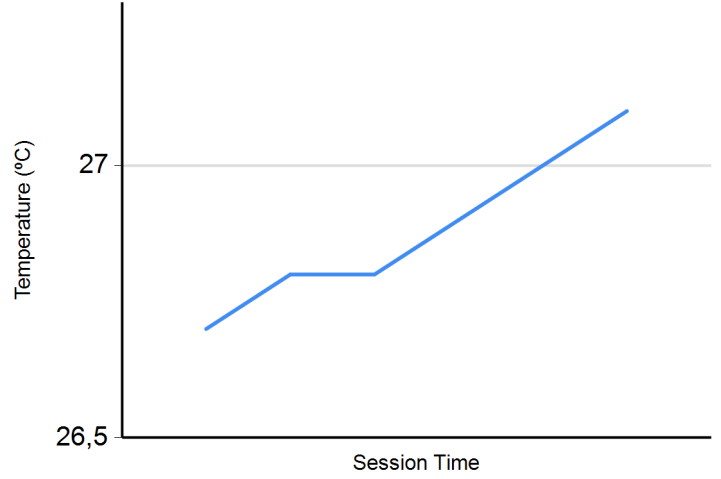


Circuit Ricardo Tormo  
EURONASCAR PRO  
SuperPole  
Weather Report

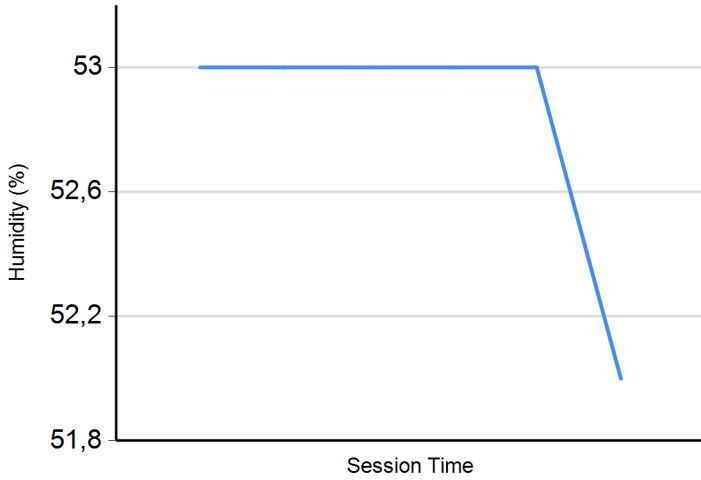
**Air Temperature**



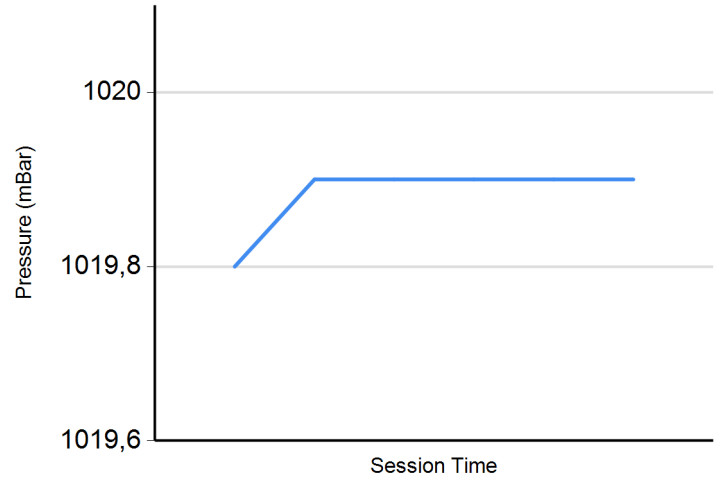
**Track Temperature**



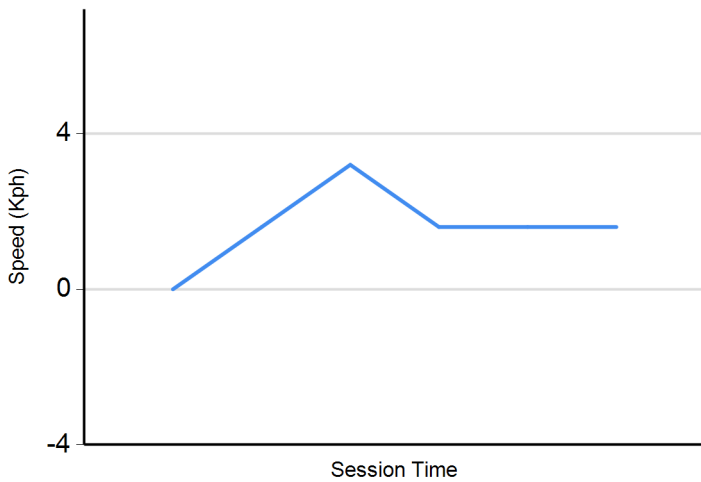
**Humidity**



**Pressure**



**Wind Speed**



**Wind direction**

