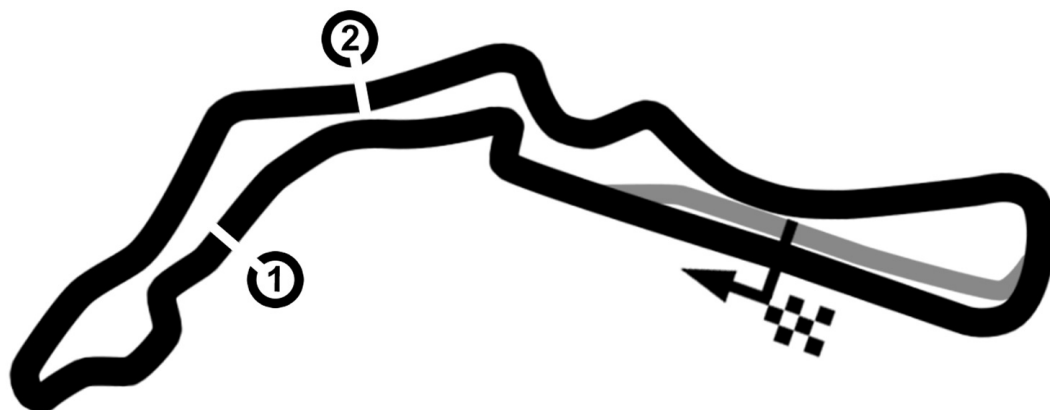




## CZECH TRUCK PRIX 2022

race 1



**Autodrom Most 4212 m**

**02.-04.September 2022**



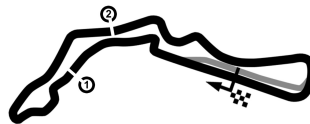
**wige SOLUTIONS**

# CZECH TRUCK PRIX 2022

Autodrom Most, length 4212 m

02.-04.September 2022

Nascar Whelen Euro Series Pro



## Result race 1

started : 28

classified : 27

not classified : 1

-Reg.No.: 001aZAO220815

Pos	No.	Cl.	Entrant Name	License License	Team/Sponsor Make	Lap	Total kmh	GAP Diff.	fastest kmh	at Lap
1	69		Sebastiaan Bleekemolen / NLD	1277	Team Bleekemolen Ford Mustang	17	41:12.164 104.271		1:41.693 149.108	16
2	64		Alexander Graff / SWE	66614	Speedhouse Ford Mustang	17	41:12.385 104.261	00.221 00.221	1:41.748 149.027	16
3	54		Gianmarco Ercoli / ITA	35534	CAAL Racing Chevrolet Camaro	17	41:17.607 104.042	05.443 05.222	1:42.118 148.487	15
4	24		Alon Day / ISR	C-1009	PK Carsport Chevrolet Camaro	17	41:18.014 104.025	05.850 00.407	1:41.501 149.390	8
5	94		Yann Zimmer / CHE	195984	Racingfuel Motorsport Chevrolet Camaro	17	41:18.558 104.002	06.394 00.544	1:43.183 146.954	16
6	88	Challeng	Massimiliano Lanza / ITA	227251	CAAL Racing Chevrolet Camaro	17	41:19.607 103.958	07.443 01.049	1:42.359 148.137	16
7	3		Frederic Gabillon / FRA	14636	RDV Competition Chevrolet Camaro	17	41:23.587 103.791	11.423 03.980	1:43.853 146.006	16
8	48	Challeng	Yevgen Sokolovskiy / UKR	ITB1135122	Marko Stipp Motorsport Chevrolet Camaro	17	41:23.844 103.780	11.680 00.257	1:43.319 146.761	16
9	16	Challeng	Claudio Remigio Cappelli / ITA	341823	MK1 Racing - RaceArt Technology Ford Mustang	17	41:24.766 103.742	12.602 00.922	1:43.237 146.878	8
10	33	Challeng	Cosimo Barberini / ITA	344827	Speedhouse Ford Mustang	17	41:25.211 103.723	13.047 00.445	1:43.082 147.098	15
11	36		Vittorio Ghirelli / ITA	337536	Not Only Motorsport Ford Mustang	17	41:25.565 103.709	13.401 00.354	1:43.040 147.158	15
12	29	Junior	Aliyyah Koloc / UAE	A22040	Buggyra ZM Racing Ford Mustang	17	41:28.393 103.591	16.229 02.828	1:43.836 146.030	16
13	44	Junior	Jonne Rautjarvi / FIN	30321254	Team Bleekemolen Chevrolet Camaro	17	41:28.861 103.571	16.697 00.468	1:43.951 145.869	16
14	65	Challeng	Riccardo Romagnoli / ITA	19192	The Club Motorsport Chevrolet Camaro	17	41:29.333 103.552	17.169 00.472	1:43.668 146.267	16
15	46		Romain Iannetta / FRA	47948	Marko Stipp Motorsport Chevrolet Camaro	17	41:36.103 103.271	23.939 06.770	1:43.208 146.919	16
16	50	Junior	Liam Hezemans / NLD	43841	Hendriks Motorsport Ford Mustang	17	41:50.063 102.696	37.899 13.960	1:41.646 149.177	17
17	25	Challeng	Nicolo Gabossi / ITA	479861	Not Only Motorsport Ford Mustang	17	41:51.534 102.636	39.370 01.471	1:49.378 138.631	17
18	55	Challeng	Fabrizio Armetta / ITA	65716	The Club Motorsport Chevrolet Camaro	17	41:53.707 102.548	41.543 02.173	1:43.119 147.046	8
19	23	Challeng	Henri Tuomaala / FIN	23487406	Team Bleekemolen Chevrolet Camaro	16	41:44.474 96.871	1 lap 1 lap	1:42.257 148.285	16
20	18	Junior	Giorgio Maggi / CHE	1758	Race Art Technology Toyota Camry	15	41:56.684 90.376	2 laps 1 lap	1:43.578 146.394	14
21	7		Martin Doubek / CZE	22AS1327	Hendriks Motorsport Ford Mustang	8	20:18.976 99.514	9 laps 7 laps	1:44.049 145.731	7
22	8	Challeng	Dario Caso / ITA	71993	Vict Motorsport Chevrolet Camaro	7	41:53.429 42.230	10 laps 1 lap	1:43.715 146.201	7
23	14		Marc Goossens / BEL	876256	Speedhouse Chevrolet Camaro	6	23:07.367 65.577	11 laps 1 lap	3:22.394 74.919	4
24	56		Nicolo Rocca / ITA	301469	CAAL Racing Ford Mustang	6	41:57.649 36.137	11 laps 18:50.282	1:41.759 149.011	6
25	1	Junior	Thomas Krasonis / GRC	3005	Academy Motorsport Ford Mustang	5	14:52.619 84.937	12 laps 1 lap	2:05.256 121.058	1
26	47	Junior	Leonardo Colavita / ITA	484266	Double T by MK1 Racing Chevrolet Camaro	5	18:47.143 67.264	12 laps 3:54.524	1:48.515 139.734	5
27	5		Patrick Lemarie / FRA	010	Academy Motorsport EuroNASCAR FJ	1	2:43.330 92.838	16 laps 4 laps	00.000 0.000	

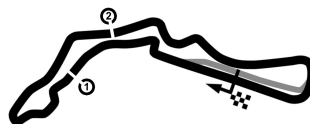


# CZECH TRUCK PRIX 2022

Autodrom Most, length 4212 m

02.-04.September 2022

Nascar Whelen Euro Series Pro



## Result race 1

started : 28

classified : 27

not classified : 1

-Reg.No.: 001aZAO220815

Pos	No.	Cl.	Entrant Name	License License	Team/Sponsor Make	Lap	Total kmh	GAP Diff.	fastest at kmh	Lap
<b>DID NOT CLASSIFY</b>										
	2	Challeng	Federico Monti / ITA	459982	Academy Motorsport Ford Mustang	0	00.000	17 laps	00.000	0.000
<b>DNS   DID NOT START</b>										
	89	Challeng	Davide Dallara / ITA	463115	Not Only Motorsport Chevrolet Camaro	0	00.000	17 laps	00.000	0.000

fastest lap: 24 Day Alon 1:41.501 =149.390 km/h

CARS # 50 & 65 - FALSE RESTART 1 - 5 SEC. TIME PENALTY; CAR # 46 - FALSE RESTART 1 - 10 SEC. TIME PENALTY

CAR # 50 - FALSE RESTART 2 - 5 SEC TIME PENALTY; CAR # 55 - AVOIDABLE COLLISION - 30 SEC TIME PENALTY

Issued:

Clerk of the Course:

Timekeeper:

subject to final scrutineering



Timekeeping and Dataservice: wige SOLUTIONS GmbH & Co. KG, Meckenheim (GER)

wige SOLUTIONS

Chief timekeeping: Stefan Schlerkmann, Roetgen (DEU), stefan.schlerkmann@wige.de

Page 2

printed : 3.9.2022 - 15:35

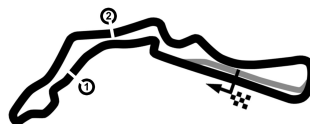
# CZECH TRUCK PRIX 2022

Autodrom Most, length 4212 m

02.-04.September 2022

Nascar Whelen Euro Series Pro

## Result race 1, 03.09.2022



-Reg.No.: 001aZAO220815

Pos	No.	Cl.	Entrant Driver, Place	Team Make	Lap	Time total	Interval GAP	Avg. Total	fastest Avg.	at Lap
-----	-----	-----	--------------------------	--------------	-----	------------	-----------------	---------------	-----------------	-----------

### Challenger

Started: 10      Classified: 9      Not Classified: 1

1	88	Challe	CAAL Racing Massimiliano Lanza / ITA	Chevrolet Camaro	17	41:19.607		103.958	1:42.359	16
2	48	Challe	Marko Stipp Motorsport Yevgen Sokolovskiy / UKR	Chevrolet Camaro	17	41:23.844	04.237	103.780	1:43.319	16
3	16	Challe	MK1 Racing - RaceArt Technology Claudio Remigio Cappelli / ITA	Ford Mustang	17	41:24.766	05.159	103.742	1:43.237	8
4	33	Challe	Speedhouse Cosimo Barberini / ITA	Ford Mustang	17	41:25.211	05.604	103.723	1:43.082	15
5	65	Challe	The Club Motorsport Riccardo Romagnoli / ITA	Chevrolet Camaro	17	41:29.333	09.726	103.552	1:43.668	16
6	25	Challe	Not Only Motorsport Nicolo Gabossi / ITA	Ford Mustang	17	41:51.534	31.927	102.636	1:49.378	17
7	55	Challe	The Club Motorsport Fabrizio Armetta / ITA	Chevrolet Camaro	17	41:53.707	34.100	102.548	1:43.119	8
8	23	Challe	Team Bleekemolen Henri Tuomaala / FIN	Chevrolet Camaro	16	41:44.474	1 Lap	96.871	1:42.257	16
9	8	Challe	Vict Motorsport Dario Caso / ITA	Chevrolet Camaro	7	41:53.429	10 Laps	42.230	1:43.715	7

### DID NOT CLASSIFY

2	Challe	Academy Motorsport Federico Monti / ITA	Ford Mustang	0	00.000	17 Laps	0.000	00.000	0.000	
---	--------	--	--------------	---	--------	---------	-------	--------	-------	--

### DNS | DID NOT START

89	Challe	Not Only Motorsport Davide Dallara / ITA	Chevrolet Camaro	0	00.000	17 Laps	0.000	00.000	0.000	
----	--------	---	------------------	---	--------	---------	-------	--------	-------	--

### Junior

Started: 6      Classified: 6      Not Classified: 0

1	29	Junior	Buggyra ZM Racing Aliyyah Koloc / UAE	Ford Mustang	17	41:28.393		103.591	1:43.836	16
2	44	Junior	Team Bleekemolen Jonne Rautjarvi / FIN	Chevrolet Camaro	17	41:28.861	00.468	103.571	1:43.951	16
3	50	Junior	Hendriks Motorsport Liam Hezemans / NLD	Ford Mustang	17	41:50.063	21.670	102.696	1:41.646	17
4	18	Junior	Race Art Technology Giorgio Maggi / CHE	Toyota Camry	15	41:56.684	2 Laps	90.376	1:43.578	14
5	1	Junior	Academy Motorsport Thomas Krasonis / GRC	Ford Mustang	5	14:52.619	12 Laps	84.937	2:05.256	1
6	47	Junior	Double T by MK1 Racing Leonardo Colavita / ITA	Chevrolet Camaro	5	18:47.143	12 Laps	67.264	1:48.515	5

fastest lap: 24 Day Alon 1:41.501 =149.390 km/h

CARS # 50 & 65 - FALSE RESTART 1 - 5 SEC. TIME PENALTY; CAR # 46 - FALSE RESTART 1 - 10 SEC. TIME PENALTY

CAR # 50 - FALSE RESTART 2 - 5 SEC TIME PENALTY; CAR # 55 - AVOIDABLE COLLISION - 30 SEC TIME PENALTY

Issued:

Clerk of the Course:

Timekeeper:

subject to final scrutineering

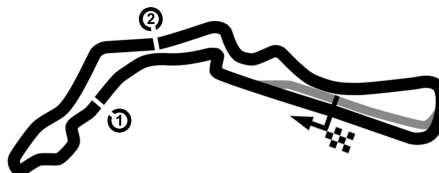


# CZECH TRUCK PRIX 2022

Autodrom Most, length 4212 m

02.-04.September 2022

Nascar Whelen Euro Series Pro



## Lap by Lap race 1, 03.09.2022

-Reg.No.: 001aZAO220815

<b>1 Thomas Krasonis , Ford Mustang Junior / GRC</b>													
1	2:05.256	2	<b>2:08.707</b>	3	3:29.403	4	3:42.159	5	3:27.094				

<b>3 Frederic Gabillon , Chevrolet Camaro / FRA</b>															
1	1:57.553	2	2:06.892	3	3:29.318	4	3:44.392	5	3:32.788	6	1:46.448	7	1:44.570	8	1:45.228
9	1:51.497	10	2:30.581	11	3:17.182	12	3:14.529	13	3:22.324	14	1:47.472	15	1:44.015	16	<b>1:43.853</b>
17	1:44.945														

<b>5 Patrick Lemarie , EuroNASCAR FJ / FRA</b>															
pit	2:43.330														

<b>7 Martin Doubek , Ford Mustang / CZE</b>															
1	1:53.973	2	2:05.681	3	3:32.054	4	3:44.063	5	3:34.184	6	1:46.628	7	<b>1:44.049</b>	pit	1:58.344

<b>8 Dario Caso , Chevrolet Camaro Challenger / ITA</b>															
pit	2:51.978	2	18:01.183	pit	2:46.376	4	13:01.443	5	1:44.885	6	1:43.849	7	<b>1:43.715</b>		

<b>14 Marc Goossens , Chevrolet Camaro / BEL</b>															
pit	2:44.446	2	5:10.745	3	3:37.228	4	<b>3:22.394</b>	pit	2:09.363	pit	6:03.191				

<b>16 Claudio Remigio Cappelli , Ford Mustang Challenger / ITA</b>															
1	2:21.911	2	1:57.847	3	3:26.830	4	3:42.231	5	3:25.009	6	1:50.470	7	1:44.575	8	<b>1:43.237</b>
9	1:48.780	10	2:30.552	11	3:19.184	12	3:15.098	13	3:19.059	14	1:48.606	15	1:43.451	16	1:44.192
17	1:43.734														

<b>18 Giorgio Maggi , Toyota Camry Junior / CHE</b>															
pit	3:08.775	2	8:25.796	3	3:21.117	4	1:52.089	5	1:51.055	6	1:43.970	7	1:49.719	8	2:27.364
9	3:18.698	10	3:14.102	11	3:15.031	12	2:10.384	13	1:51.381	14	<b>1:43.578</b>	15	1:43.625		

<b>23 Henri Tuomaala , Chevrolet Camaro Challenger / FIN</b>															
pit	2:53.245	2	4:58.920	3	3:41.602	4	3:21.544	5	1:51.891	6	1:44.196	7	1:44.015	8	1:56.114
9	2:27.397	10	3:18.740	11	3:14.017	12	3:15.382	13	2:04.878	14	1:47.462	15	1:42.814	16	<b>1:42.257</b>

<b>24 Alon Day , Chevrolet Camaro / ISR</b>															
1	2:36.966	2	1:53.533	3	3:17.693	4	3:41.623	5	3:24.177	6	1:49.148	7	1:43.160	8	<b>1:41.501</b>
9	1:49.546	10	2:30.817	11	3:19.217	12	3:14.621	13	3:21.462	14	1:43.999	15	1:42.035	16	1:44.072
17	1:44.444														

<b>25 Nicolo Gabossi , Ford Mustang Challenger / ITA</b>															
1	2:13.454	2	2:04.292	3	3:27.908	4	3:42.192	5	3:25.871	6	1:58.583	7	1:50.927	8	1:50.471
9	1:50.365	10	2:18.929	11	3:17.265	12	3:13.494	13	3:14.416	14	1:53.485	15	1:51.046	16	1:49.458
17	<b>1:49.378</b>														

<b>29 Aliyyah Koloc , Ford Mustang Junior / UAE</b>															
1	1:55.229	2	2:10.367	3	3:29.003	4	3:42.718	5	3:33.159	6	1:55.829	7	1:45.023	8	1:44.621
9	1:50.813	10	2:29.669	11	3:18.419	12	3:13.814	13	3:16.931	14	1:48.863	15	1:46.211	16	<b>1:43.836</b>
17	1:43.888														

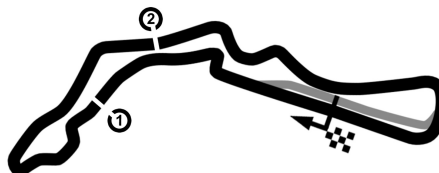
<b>33 Cosimo Barberini , Ford Mustang Challenger / ITA</b>															
1	2:03.840	2	2:08.646	3	3:29.786	4	3:42.042	5	3:28.041	6	1:50.632	7	1:44.984	8	1:43.856

# CZECH TRUCK PRIX 2022

Autodrom Most, length 4212 m

02.-04.September 2022

Nascar Whelen Euro Series Pro



## Lap by Lap race 1, 03.09.2022

-Reg.No.: 001aZAO220815

9	1:50.013	10	2:30.432	11	3:19.491	12	3:13.404	13	3:19.432	14	1:49.294	15	<b>1:43.082</b>	16	1:44.758
17	1:43.478														

### 36 Vittorio Ghirelli , Ford Mustang / ITA

1	2:06.359	2	2:09.868	3	3:28.516	4	3:42.063	5	3:26.266	6	1:51.082	7	1:45.904	8	1:43.896
9	1:49.858	10	2:29.894	11	3:18.765	12	3:15.417	13	3:17.553	14	1:48.720	15	<b>1:43.040</b>	16	1:43.990
17	1:44.374														

### 44 Jonne Rautjarvi , Chevrolet Camaro Junior / FIN

1	2:37.627	2	1:54.519	3	3:17.677	4	3:41.523	5	3:23.189	6	1:52.509	7	1:44.838	8	1:44.592
9	1:51.694	10	2:28.968	11	3:18.688	12	3:13.803	13	3:16.286	14	1:50.350	15	1:44.528	16	<b>1:43.951</b>
17	1:44.119														

### 46 Romain Iannetta , Chevrolet Camaro / FRA

1	1:58.238	pit	2:19.279	3	7:23.365	4	3:15.764	5	1:47.845	6	1:45.815	7	1:44.037	8	1:50.300
9	2:30.035	10	2:25.844	11	1:43.848	12	2:31.701	13	3:12.232	14	1:46.388	15	1:44.239	16	<b>1:43.208</b>
17	1:43.965														

### 47 Leonardo Colavita , Chevrolet Camaro Junior / ITA

pit	3:07.617	2	8:29.347	3	3:19.570	4	2:02.094	5	<b>1:48.515</b>						
-----	----------	---	----------	---	----------	---	----------	---	-----------------	--	--	--	--	--	--

### 48 Yevgen Sokolovskiy , Chevrolet Camaro Challenger / UKR

1	2:01.384	2	2:09.045	3	3:29.829	4	3:42.177	5	3:29.716	6	1:51.723	7	1:45.994	8	1:43.858
9	1:52.090	10	2:29.646	11	3:18.294	12	3:12.724	13	3:18.591	14	1:47.631	15	1:43.575	16	<b>1:43.319</b>
17	1:44.248														

### 50 Liam Hezemans , Ford Mustang Junior / NLD

1	1:58.791	2	2:07.695	3	3:29.191	4	3:43.171	5	3:32.247	6	1:57.042	7	1:49.296	8	1:53.114
9	1:50.054	10	2:21.332	11	3:17.414	12	3:10.825	13	3:15.826	14	1:49.938	15	1:58.004	16	1:44.477
17	<b>1:41.646</b>														

### 54 Gianmarco Ercoli , Chevrolet Camaro / ITA

1	1:52.002	2	2:04.956	3	3:34.123	4	3:43.887	5	3:34.676	6	1:45.912	7	1:42.978	8	1:42.817
9	1:42.649	10	2:40.189	11	3:19.240	12	3:14.880	13	3:23.936	14	1:44.963	15	<b>1:42.118</b>	16	1:44.048
17	1:44.233														

### 55 Fabrizio Armetta , Chevrolet Camaro Challenger / ITA

1	1:59.781	2	2:07.446	3	3:29.520	4	3:42.830	5	3:31.746	6	1:50.504	7	1:43.617	8	<b>1:43.119</b>
9	1:50.929	10	2:30.627	11	3:18.245	12	3:14.844	13	3:20.759	14	1:47.184	15	1:43.841	16	1:43.829
17	1:44.886														

### 56 Nicolo Rocca , Ford Mustang / ITA

pit	4:16.750	pit	19:25.510	3	13:08.513	4	1:42.586	5	1:42.531	6	<b>1:41.759</b>				
-----	----------	-----	-----------	---	-----------	---	----------	---	----------	---	-----------------	--	--	--	--

### 64 Alexander Graff , Ford Mustang / SWE

1	1:49.344	2	1:44.606	3	3:55.839	4	3:44.223	5	3:35.390	6	1:45.498	7	1:42.584	8	1:41.947
9	1:42.573	10	2:40.418	11	3:19.930	12	3:14.820	13	3:24.832	14	1:44.704	15	1:42.052	16	<b>1:41.748</b>
17	1:41.877														

### 65 Riccardo Romagnoli , Chevrolet Camaro Challenger / ITA

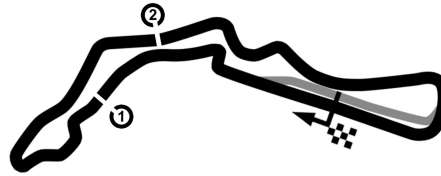
1	2:00.627	2	2:09.030	3	3:29.501	4	3:42.129	5	3:30.522	6	1:50.792	7	1:44.953	8	1:44.075
---	----------	---	----------	---	----------	---	----------	---	----------	---	----------	---	----------	---	----------

# CZECH TRUCK PRIX 2022

Autodrom Most, length 4212 m

02.-04.September 2022

Nascar Whelen Euro Series Pro



## Lap by Lap race 1, 03.09.2022

-Reg.No.: 001aZAO220815

9	1:48.668	10	2:30.796	11	3:18.217	12	3:14.915	13	3:19.960	14	1:47.720	15	1:44.764	16	<b>1:43.668</b>
17	1:43.996														

### 69 Sebastiaan Bleekemolen , Ford Mustang / NLD

1	1:48.747	2	1:45.099	3	3:54.727	4	3:44.179	5	3:36.323	6	1:45.550	7	1:42.417	8	1:42.170
9	1:42.496	10	2:39.610	11	3:19.711	12	3:14.897	13	3:25.685	14	1:44.743	15	1:42.046	16	<b>1:41.693</b>
17	1:42.071														

### 88 Massimiliano Lanza , Chevrolet Camaro Challenger / ITA

1	2:00.296	2	2:08.256	3	3:29.537	4	3:42.511	5	3:31.053	6	1:45.846	7	1:44.746	8	1:44.130
9	1:48.747	10	2:32.238	11	3:18.331	12	3:14.239	13	3:23.011	14	1:47.619	15	1:43.367	16	<b>1:42.359</b>
17	1:43.321														

### 94 Yann Zimmer , Chevrolet Camaro / CHE

1	1:54.376	2	2:08.318	3	3:29.993	4	3:43.890	5	3:33.660	6	1:46.557	7	1:44.064	8	1:44.443
9	1:47.375	10	2:32.909	11	3:18.648	12	3:14.544	13	3:23.676	14	1:46.168	15	1:43.404	16	<b>1:43.183</b>
17	1:43.350														

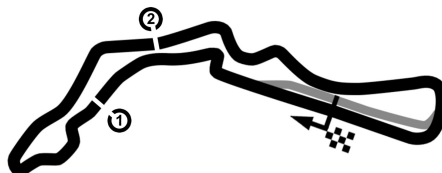


# CZECH TRUCK PRIX 2022

Autodrom Most, length 4212 m

02.-04. September 2022

Nascar Whelen Euro Series Pro



## Lap Analysis race 1, 03.09.2022

-Reg.No.: 001aZAO220815

### 1 Thomas Krasonis (GRC) (Ford Mustang)

Theoretische Bestzeit: 1:48.264

Lap	D	Time	S1	S2	S3	Lap	D	Time	S1	S2	S3
1	1	2:05.256	44.180	<b>38.146</b>	<b>42.930</b>	4	1	3:42.159	1:01.674	1:11.151	1:29.334
2	1	<b>2:08.707</b>	<b>27.188</b>	38.326	1:03.193	5	1	3:27.094	1:00.013	1:08.247	1:18.834
3	1	3:29.403	35.871	1:17.418	1:36.114						

### 3 Frederic Gabillon (FRA) (Chevrolet Camaro)

Theoretische Bestzeit: 1:43.002

Lap	D	Time	S1	S2	S3	Lap	D	Time	S1	S2	S3
1	1	1:57.553	38.004	38.059	<b>41.490</b>	10	1	2:30.581	40.339	54.377	55.865
2	1	2:06.892	<b>26.197</b>	36.973	1:03.722	11	1	3:17.182	52.481	1:03.962	1:20.739
3	1	3:29.318	34.435	1:18.508	1:36.375	12	1	3:14.529	53.580	1:02.909	1:18.040
4	1	3:44.392	1:02.617	1:11.788	1:29.987	13	1	3:22.324	52.750	1:02.539	1:27.035
5	1	3:32.788	59.718	1:08.433	1:24.637	14	1	1:47.472	29.332	36.383	41.757
6	1	1:46.448	29.235	<b>35.315</b>	41.898	15	1	1:44.015	26.765	35.453	41.797
7	1	1:44.570	27.055	35.679	41.836	16	1	<b>1:43.853</b>	26.497	35.453	41.903
8	1	1:45.228	27.310	35.844	42.074	17	1	1:44.945	26.602	35.698	42.645
9	1	1:51.497	26.394	35.595	49.508						

### 5 Patrick Lemarie (FRA) (EuroNASCAR FJ)

Theoretische Bestzeit:

Lap	D	Time	S1	S2	S3	Lap	D	Time	S1	S2	S3
1	1	2:43.330	37.772	<b>44.346</b>							

### 7 Martin Doubek (CZE) (Ford Mustang)

Theoretische Bestzeit: 1:43.893

Lap	D	Time	S1	S2	S3	Lap	D	Time	S1	S2	S3
1	1	1:53.973	35.486	36.097	42.390	5	1	3:34.184	59.662	1:08.424	1:26.098
2	1	2:05.681	26.793	35.732	1:03.156	6	1	1:46.628	28.864	35.702	<b>42.062</b>
3	1	3:32.054	35.590	1:20.090	1:36.374	7	1	<b>1:44.049</b>	<b>26.490</b>	<b>35.341</b>	42.218
4	1	3:44.063	1:02.434	1:12.224	1:29.405	8	1	1:58.344	26.548	35.776	

### 8 Dario Caso (ITA) (Chevrolet Camaro)

Theoretische Bestzeit: 1:43.602

Lap	D	Time	S1	S2	S3	Lap	D	Time	S1	S2	S3
1	1	2:51.978	53.287	45.686		5	1	1:44.885	26.778	36.401	41.706
2	1	18:01.183	16:32	44.706	43.546	6	1	1:43.849	26.760	35.738	<b>41.351</b>
3	1	2:46.376	28.479	59.091		7	1	<b>1:43.715</b>	<b>26.731</b>	<b>35.520</b>	41.464
4	1	13:01.443	11:40	37.149	43.459						

### 14 Marc Goossens (BEL) (Chevrolet Camaro)

Theoretische Bestzeit: 2:20.447

Lap	D	Time	S1	S2	S3	Lap	D	Time	S1	S2	S3
1	1	2:44.446	33.444	<b>35.789</b>		4	1	<b>3:22.394</b>	59.349	1:07.932	<b>1:15.113</b>
2	1	5:10.745	2:30.640	1:00.698	1:39.407	5	1	2:09.363	<b>29.545</b>	37.138	
3	1	3:37.228	59.560	1:08.394	1:29.274	6	1	6:03.191	4:06.492	47.066	

### 16 Claudio Remigio Cappelli (ITA) (Ford Mustang)

Theoretische Bestzeit: 1:42.819

Lap	D	Time	S1	S2	S3	Lap	D	Time	S1	S2	S3
1	1	2:21.911	58.602	39.216	44.093	10	1	2:30.552	40.960	54.314	55.278
2	1	1:57.847	27.477	35.518	54.852	11	1	3:19.184	52.982	1:04.032	1:22.170
3	1	3:26.830	34.685	1:16.040	1:36.105	12	1	3:15.098	54.729	1:03.302	1:17.067
4	1	3:42.231	1:01.520	1:11.096	1:29.615	13	1	3:19.059	53.527	1:01.316	1:24.216
5	1	3:25.009	59.851	1:08.072	1:17.086	14	1	1:48.606	28.344	36.090	44.172
6	1	1:50.470	29.290	37.253	43.927	15	1	1:43.451	<b>26.367</b>	35.447	41.637
7	1	1:44.575	27.102	36.033	<b>41.440</b>	16	1	1:44.192	26.789	35.586	41.817
8	1	<b>1:43.237</b>	26.617	<b>35.012</b>	41.608	17	1	1:43.734	26.447	35.699	41.588
9	1	1:48.780	26.962	35.278	46.540						

### 18 Giorgio Maggi (CHE) (Toyota Camry)

Theoretische Bestzeit: 1:43.204

Lap	D	Time	S1	S2	S3	Lap	D	Time	S1	S2	S3
1	1	3:08.775	1:07.129	52.316		9	1	3:18.698	51.631	1:03.655	1:23.412
2	1	8:25.796	5:46.999	1:09.042	1:29.755	10	1	3:14.102	54.658	1:02.066	1:17.378
3	1	3:21.117	59.267	1:07.208	1:14.642	11	1	3:15.031	55.987	58.308	1:20.736
4	1	1:52.089	30.477	36.936	44.676	12	1	2:10.384	35.173	47.022	48.189
5	1	1:51.055	28.349	38.251	44.455	13	1	1:51.381	29.198	39.280	42.903

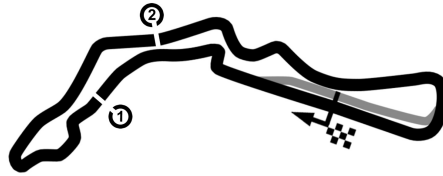


# CZECH TRUCK PRIX 2022

Autodrom Most, length 4212 m

02.-04.September 2022

Nascar Whelen Euro Series Pro



## Lap Analysis race 1, 03.09.2022

-Reg.No.: 001aZAO220815

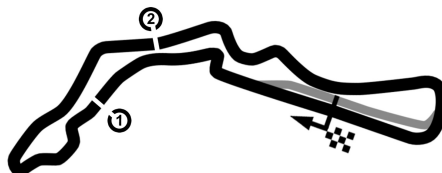
Lap	D	Time	S1	S2	S3	Lap	D	Time	S1	S2	S3
6	1	1:43.970	26.536	35.715	41.719	14	1	<b>1:43.578</b>	26.769	<b>35.354</b>	<b>41.455</b>
7	1	1:49.719	<b>26.395</b>	35.695	47.629	15	1	1:43.625	26.665	35.501	41.459
8	1	2:27.364	38.423	54.818	54.123						

# CZECH TRUCK PRIX 2022

Autodrom Most, length 4212 m

02.-04.September 2022

Nascar Whelen Euro Series Pro



## Lap Analysis race 1, 03.09.2022

-Reg.No.: 001aZAO220815

### 23 Henri Tuomaala (FIN) (Chevrolet Camaro)

Theoretische Bestzeit: 1:42.135

Lap	D	Time	S1	S2	S3	Lap	D	Time	S1	S2	S3
1	1	2:53.245	1:03.227	47.171		9	1	2:27.397	38.372	55.038	53.987
2	1	4:58.920	2:20.167	1:01.058	1:37.695	10	1	3:18.740	51.632	1:03.778	1:23.330
3	1	3:41.602	1:01.003	1:10.912	1:29.687	11	1	3:14.017	54.472	1:02.310	1:17.235
4	1	3:21.544	59.065	1:07.567	1:14.912	12	1	3:15.382	55.649	58.642	1:21.091
5	1	1:51.891	29.692	37.389	44.810	13	1	2:04.878	33.808	43.847	47.223
6	1	1:44.196	26.210	35.637	42.349	14	1	1:47.462	26.204	<b>34.853</b>	46.405
7	1	1:44.015	26.763	35.340	41.912	15	1	1:42.814	<b>26.057</b>	34.954	41.803
8	1	1:56.114	26.398	39.634	50.082	16	1	<b>1:42.257</b>	26.102	34.930	<b>41.225</b>

### 24 Alon Day (ISR) (Chevrolet Camaro)

Theoretische Bestzeit: 1:41.076

Lap	D	Time	S1	S2	S3	Lap	D	Time	S1	S2	S3
1	1	2:36.966	1:03.849	44.646	48.471	10	1	2:30.817	40.419	54.050	56.348
2	1	1:53.533	28.621	36.294	48.618	11	1	3:19.217	52.705	1:03.905	1:22.607
3	1	3:17.693	28.161	1:13.390	1:36.142	12	1	3:14.621	53.775	1:02.912	1:17.934
4	1	3:41.623	1:02.708	1:09.432	1:29.483	13	1	3:21.462	52.766	1:02.276	1:26.420
5	1	3:24.177	1:00.296	1:07.576	1:16.305	14	1	1:43.999	28.604	35.028	<b>40.367</b>
6	1	1:49.148	28.513	36.991	43.644	15	1	1:42.035	26.259	34.956	40.820
7	1	1:43.160	26.983	34.758	41.419	16	1	1:44.072	27.051	<b>34.608</b>	42.413
8	1	<b>1:41.501</b>	<b>26.101</b>	34.629	40.771	17	1	1:44.444	26.496	34.992	42.956
9	1	1:49.546	26.143	35.256	48.147						

### 25 Nicolo Gabossi (ITA) (Ford Mustang)

Theoretische Bestzeit: 1:48.845

Lap	D	Time	S1	S2	S3	Lap	D	Time	S1	S2	S3
1	1	2:13.454	43.389	42.318	47.747	10	1	2:18.929	31.415	52.417	55.097
2	1	2:04.292	28.814	38.203	57.275	11	1	3:17.265	50.553	1:03.697	1:23.015
3	1	3:27.908	35.987	1:15.868	1:36.053	12	1	3:13.494	53.755	1:02.077	1:17.662
4	1	3:42.192	1:01.497	1:11.328	1:29.367	13	1	3:14.416	55.743	58.246	1:20.427
5	1	3:25.871	1:00.066	1:07.943	1:17.862	14	1	1:53.485	30.639	38.895	43.951
6	1	1:58.583	33.469	39.909	45.205	15	1	1:51.046	28.051	38.547	44.448
7	1	1:50.927	27.827	38.422	44.678	16	1	1:49.458	27.935	<b>38.138</b>	<b>43.385</b>
8	1	1:50.471	27.974	38.487	44.010	17	1	<b>1:49.378</b>	27.530	38.264	43.584
9	1	1:50.365	<b>27.322</b>	38.189	44.854						

### 29 Aliyyah Koloc (UAE) (Ford Mustang)

Theoretische Bestzeit: 1:43.231

Lap	D	Time	S1	S2	S3	Lap	D	Time	S1	S2	S3
1	1	1:55.229	37.184	35.965	42.080	10	1	2:29.669	40.145	54.840	54.684
2	1	2:10.367	29.664	36.665	1:04.038	11	1	3:18.419	51.736	1:04.054	1:22.629
3	1	3:29.003	34.101	1:18.989	1:35.913	12	1	3:13.814	53.425	1:02.813	1:17.576
4	1	3:42.718	1:02.763	1:11.661	1:28.294	13	1	3:16.931	54.381	1:00.120	1:22.430
5	1	3:33.159	59.700	1:08.407	1:25.052	14	1	1:48.863	28.974	36.563	43.326
6	1	1:55.829	29.985	36.533	49.311	15	1	1:46.211	26.672	35.506	44.033
7	1	1:45.023	26.926	35.642	42.455	16	1	<b>1:43.836</b>	27.159	<b>35.201</b>	<b>41.476</b>
8	1	1:44.621	27.418	35.621	41.582	17	1	1:43.888	<b>26.554</b>	35.601	41.733
9	1	1:50.813	26.610	37.072	47.131						

### 33 Cosimo Barberini (ITA) (Ford Mustang)

Theoretische Bestzeit: 1:43.082

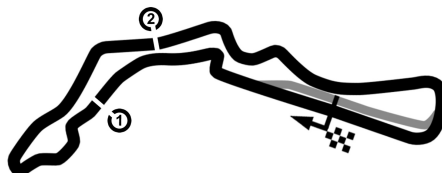
Lap	D	Time	S1	S2	S3	Lap	D	Time	S1	S2	S3
1	1	2:03.840	40.921	40.434	42.485	10	1	2:30.432	41.153	54.635	54.644
2	1	2:08.646	27.431	38.924	1:02.291	11	1	3:19.491	53.261	1:03.914	1:22.316
3	1	3:29.786	35.839	1:17.961	1:35.986	12	1	3:13.404	53.156	1:03.211	1:17.037
4	1	3:42.042	1:01.613	1:10.985	1:29.444	13	1	3:19.432	53.361	1:01.431	1:24.640
5	1	3:28.041	1:00.239	1:08.191	1:19.611	14	1	1:49.294	29.830	36.286	43.178
6	1	1:50.632	29.472	36.761	44.399	15	1	<b>1:43.082</b>	<b>26.295</b>	<b>35.315</b>	<b>41.472</b>
7	1	1:44.984	27.525	35.473	41.986	16	1	1:44.758	27.528	35.605	41.625
8	1	1:43.856	26.469	35.434	41.953	17	1	1:43.478	26.494	35.472	41.512
9	1	1:50.013	27.683	35.736	46.594						

# CZECH TRUCK PRIX 2022

Autodrom Most, length 4212 m

02.-04. September 2022

Nascar Whelen Euro Series Pro



## Lap Analysis race 1, 03.09.2022

-Reg.No.: 001aZAO220815

### 36 Vittorio Ghirelli (ITA) (Ford Mustang)

Theoretische Bestzeit: 1:43.040

Lap	D	Time	S1	S2	S3	Lap	D	Time	S1	S2	S3
1	1	2:06.359	45.262	38.663	42.434	10	1	2:29.894	40.472	54.395	55.027
2	1	2:09.868	26.990	38.297	1:04.581	11	1	3:18.765	52.715	1:04.138	1:21.912
3	1	3:28.516	36.597	1:15.735	1:36.184	12	1	3:15.417	54.999	1:02.867	1:17.551
4	1	3:42.063	1:01.245	1:11.319	1:29.499	13	1	3:17.553	54.312	1:00.369	1:22.872
5	1	3:26.266	59.779	1:08.433	1:18.054	14	1	1:48.720	29.376	36.519	42.825
6	1	1:51.082	30.728	37.333	43.021	15	1	<b>1:43.040</b>	<b>26.468</b>	<b>35.207</b>	<b>41.365</b>
7	1	1:45.904	27.529	36.079	42.296	16	1	1:43.990	27.014	35.261	41.715
8	1	1:43.896	26.943	35.498	41.455	17	1	1:44.374	27.265	35.511	41.598
9	1	1:49.858	26.556	35.329	47.973						

### 44 Jonne Rautjarvi (FIN) (Chevrolet Camaro)

Theoretische Bestzeit: 1:43.092

Lap	D	Time	S1	S2	S3	Lap	D	Time	S1	S2	S3
1	1	2:37.627	1:05.045	45.845	46.737	10	1	2:28.968	39.820	55.463	53.685
2	1	1:54.519	29.222	36.476	48.821	11	1	3:18.688	51.687	1:04.396	1:22.605
3	1	3:17.677	29.134	1:11.595	1:36.948	12	1	3:13.803	53.495	1:02.737	1:17.571
4	1	3:41.523	1:02.089	1:09.595	1:29.839	13	1	3:16.286	54.597	1:00.045	1:21.644
5	1	3:23.189	59.577	1:07.704	1:15.908	14	1	1:50.350	29.576	37.151	43.623
6	1	1:52.509	29.699	37.952	44.858	15	1	1:44.528	27.020	35.642	41.866
7	1	1:44.838	27.203	35.640	41.995	16	1	<b>1:43.951</b>	27.518	<b>35.335</b>	<b>41.098</b>
8	1	1:44.592	27.146	35.869	41.577	17	1	1:44.119	26.891	35.450	41.778
9	1	1:51.694	<b>26.659</b>	37.004	48.031						

### 46 Romain Iannetta (FRA) (Chevrolet Camaro)

Theoretische Bestzeit: 1:43.074

Lap	D	Time	S1	S2	S3	Lap	D	Time	S1	S2	S3
1	1	1:58.238	38.368	37.953	41.917	10	1	2:25.844	47.343	55.815	42.686
2	1	2:19.279	27.591	36.872		11	1	1:43.848	26.408	35.390	42.050
3	1	7:23.365	4:41.163	1:08.670	1:33.532	12	1	2:31.701	26.475	46.652	1:18.574
4	1	3:15.764	55.496	1:06.498	1:13.770	13	1	3:12.232	54.362	58.172	1:19.698
5	1	1:47.845	28.018	36.923	42.904	14	1	1:46.388	27.347	36.313	42.728
6	1	1:45.815	27.451	35.947	42.417	15	1	1:44.239	26.624	35.452	42.163
7	1	1:44.037	26.888	35.517	<b>41.632</b>	16	1	<b>1:43.208</b>	<b>26.335</b>	<b>35.107</b>	41.766
8	1	1:50.300	27.054	35.979	47.267	17	1	1:43.965	26.504	35.579	41.882
9	1	2:30.035	40.736	54.622	54.677						

### 47 Leonardo Colavita (ITA) (Chevrolet Camaro)

Theoretische Bestzeit: 1:48.515

Lap	D	Time	S1	S2	S3	Lap	D	Time	S1	S2	S3
1	1	3:07.617	1:04.354	54.420		4	1	2:02.094	33.417	39.177	49.500
2	1	8:29.347	5:49.420	1:08.986	1:30.941	5	1	<b>1:48.515</b>	<b>27.488</b>	<b>37.283</b>	<b>43.744</b>
3	1	3:19.570	58.246	1:06.589	1:14.735						

### 48 Yevgen Sokolovskiy (UKR) (Chevrolet Camaro)

Theoretische Bestzeit: 1:43.132

Lap	D	Time	S1	S2	S3	Lap	D	Time	S1	S2	S3
1	1	2:01.384	40.221	39.124	42.039	10	1	2:29.646	40.382	54.611	54.653
2	1	2:09.045	26.909	36.768	1:05.368	11	1	3:18.294	51.874	1:04.158	1:22.262
3	1	3:29.829	34.441	1:19.900	1:35.488	12	1	3:12.724	52.518	1:02.920	1:17.286
4	1	3:42.177	1:02.005	1:11.108	1:29.064	13	1	3:18.591	53.927	1:00.856	1:23.808
5	1	3:29.716	1:00.437	1:08.618	1:20.661	14	1	1:47.631	28.967	36.429	42.235
6	1	1:51.723	29.931	37.955	43.837	15	1	1:43.575	<b>26.177</b>	35.661	41.737
7	1	1:45.994	27.003	36.413	42.578	16	1	<b>1:43.319</b>	26.333	<b>35.499</b>	41.487
8	1	1:43.858	26.581	35.821	<b>41.456</b>	17	1	1:44.248	26.837	35.736	41.675
9	1	1:52.090	27.484	36.730	47.876						

### 50 Liam Hezemans (NLD) (Ford Mustang)

Theoretische Bestzeit: 1:41.511

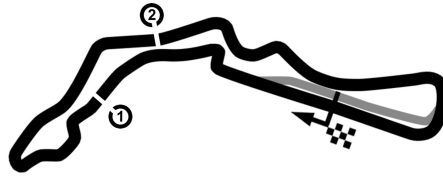
Lap	D	Time	S1	S2	S3	Lap	D	Time	S1	S2	S3
1	1	1:58.791	39.072	38.390	41.329	10	1	2:21.332	33.401	52.671	55.260
2	1	2:07.695	27.287	36.597	1:03.811	11	1	3:17.414	50.844	1:03.550	1:23.020
3	1	3:29.191	34.485	1:19.155	1:35.551	12	1	3:10.825	51.309	1:02.295	1:17.221
4	1	3:43.171	1:03.147	1:11.067	1:28.957	13	1	3:15.826	55.074	59.708	1:21.044
5	1	3:32.247	59.848	1:08.221	1:24.178	14	1	1:49.938	29.062	36.435	44.441
6	1	1:57.042	29.892	36.261	50.889	15	1	1:58.004	33.226	43.126	41.652
7	1	1:49.296	26.456	36.176	46.664	16	1	1:44.477	26.923	36.845	<b>40.709</b>

# CZECH TRUCK PRIX 2022

Autodrom Most, length 4212 m

02.-04.September 2022

Nascar Whelen Euro Series Pro



## Lap Analysis race 1, 03.09.2022

-Reg.No.: 001aZAO220815

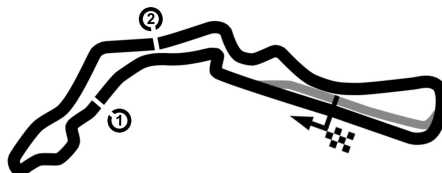
Lap	D	Time	S1	S2	S3	Lap	D	Time	S1	S2	S3
8	1	1:53.114	32.438	38.129	42.547	17	1	<b>1:41.646</b>	26.218	<b>34.690</b>	40.738
9	1	1:50.054	<b>26.112</b>	34.709	49.233						

# CZECH TRUCK PRIX 2022

Autodrom Most, length 4212 m

02.-04.September 2022

Nascar Whelen Euro Series Pro



## Lap Analysis race 1, 03.09.2022

-Reg.No.: 001aZAO220815

### 54 Gianmarco Ercoli (ITA) (Chevrolet Camaro)

Theoretische Bestzeit: 1:41.969

Lap	D	Time	S1	S2	S3	Lap	D	Time	S1	S2	S3
1	1	1:52.002	33.949	35.686	42.367	10	1	2:40.189	39.679	57.423	1:03.087
2	1	2:04.956	26.605	35.580	1:02.771	11	1	3:19.240	53.416	1:03.451	1:22.373
3	1	3:34.123	34.978	1:22.634	1:36.511	12	1	3:14.880	53.789	1:02.646	1:18.445
4	1	3:43.887	1:02.041	1:12.467	1:29.379	13	1	3:23.936	52.577	1:02.755	1:28.604
5	1	3:34.676	59.802	1:08.425	1:26.449	14	1	1:44.963	28.746	35.191	41.026
6	1	1:45.912	28.814	35.494	41.604	15	1	<b>1:42.118</b>	26.318	34.928	<b>40.872</b>
7	1	1:42.978	26.427	35.300	41.251	16	1	1:44.048	26.785	<b>34.905</b>	42.358
8	1	1:42.817	26.307	34.914	41.596	17	1	1:44.233	26.481	35.154	42.598
9	1	1:42.649	<b>26.192</b>	35.054	41.403						

### 55 Fabrizio Armetta (ITA) (Chevrolet Camaro)

Theoretische Bestzeit: 1:42.979

Lap	D	Time	S1	S2	S3	Lap	D	Time	S1	S2	S3
1	1	1:59.781	38.570	38.770	42.441	10	1	2:30.627	40.483	54.345	55.799
2	1	2:07.446	26.589	36.461	1:04.396	11	1	3:18.245	52.393	1:04.025	1:21.827
3	1	3:29.520	34.455	1:19.509	1:35.556	12	1	3:14.844	54.141	1:03.547	1:17.156
4	1	3:42.830	1:02.818	1:11.089	1:28.923	13	1	3:20.759	52.287	1:02.321	1:26.151
5	1	3:31.746	59.939	1:08.479	1:23.328	14	1	1:47.184	29.340	36.071	41.773
6	1	1:50.504	29.387	37.179	43.938	15	1	1:43.841	26.881	35.344	41.616
7	1	1:43.617	26.356	35.382	41.879	16	1	1:43.829	26.588	35.795	<b>41.446</b>
8	1	<b>1:43.119</b>	<b>26.280</b>	<b>35.253</b>	41.586	17	1	1:44.886	26.779	35.542	42.565
9	1	1:50.929	26.293	35.264	49.372						

### 56 Nicolo Rocca (ITA) (Ford Mustang)

Theoretische Bestzeit: 1:41.650

Lap	D	Time	S1	S2	S3	Lap	D	Time	S1	S2	S3
1	1	4:16.750	57.718	1:32.458		4	1	1:42.586	<b>26.208</b>	34.891	41.487
2	1	19:25.510	17:33	37.332		5	1	1:42.531	26.416	35.084	41.031
3	1	13:08.513	11:51	35.420	41.298	6	1	<b>1:41.759</b>	26.317	<b>34.633</b>	<b>40.809</b>

### 64 Alexander Graff (SWE) (Ford Mustang)

Theoretische Bestzeit: 1:41.679

Lap	D	Time	S1	S2	S3	Lap	D	Time	S1	S2	S3
1	1	1:49.344	33.208	35.102	41.034	10	1	2:40.418	29.596	47.821	1:23.001
2	1	1:44.606	26.379	34.982	43.245	11	1	3:19.930	53.662	1:03.996	1:22.272
3	1	3:55.839	51.962	1:27.263	1:36.614	12	1	3:14.820	53.846	1:02.929	1:18.045
4	1	3:44.223	1:02.512	1:12.568	1:29.143	13	1	3:24.832	52.671	1:02.919	1:29.242
5	1	3:35.390	59.688	1:08.507	1:27.195	14	1	1:44.704	28.117	35.392	41.195
6	1	1:45.498	28.204	35.614	41.680	15	1	1:42.052	26.174	35.052	<b>40.826</b>
7	1	1:42.584	26.212	35.204	41.168	16	1	<b>1:41.748</b>	<b>26.006</b>	<b>34.847</b>	40.895
8	1	1:41.947	26.213	34.874	40.860	17	1	1:41.877	26.011	34.938	40.928
9	1	1:42.573	26.177	35.215	41.181						

### 65 Riccardo Romagnoli (ITA) (Chevrolet Camaro)

Theoretische Bestzeit: 1:43.319

Lap	D	Time	S1	S2	S3	Lap	D	Time	S1	S2	S3
1	1	2:00.627	39.705	38.932	41.990	10	1	2:30.796	40.735	54.508	55.553
2	1	2:09.030	26.844	37.091	1:05.095	11	1	3:18.217	52.611	1:04.157	1:21.449
3	1	3:29.501	33.677	1:20.444	1:35.380	12	1	3:14.915	54.802	1:03.259	1:16.854
4	1	3:42.129	1:02.258	1:11.007	1:28.864	13	1	3:19.960	52.812	1:01.976	1:25.172
5	1	3:30.522	1:00.775	1:08.573	1:21.174	14	1	1:47.720	29.386	36.188	42.146
6	1	1:50.792	29.250	37.067	44.475	15	1	1:44.764	26.393	35.721	42.650
7	1	1:44.953	26.446	35.842	42.665	16	1	<b>1:43.668</b>	26.595	35.571	<b>41.502</b>
8	1	1:44.075	<b>26.301</b>	35.731	42.043	17	1	1:43.996	26.913	<b>35.516</b>	41.567
9	1	1:48.668	26.337	35.723	46.608						

### 69 Sebastiaan Bleekemolen (NLD) (Ford Mustang)

Theoretische Bestzeit: 1:41.693

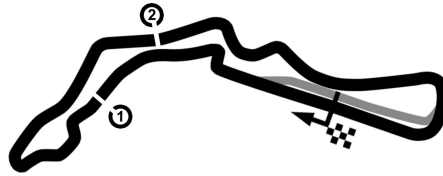
Lap	D	Time	S1	S2	S3	Lap	D	Time	S1	S2	S3
1	1	1:48.747	32.009	35.406	41.332	10	1	2:39.610	29.201	47.333	1:23.076
2	1	1:45.099	26.385	35.087	43.627	11	1	3:19.711	53.200	1:04.318	1:22.193
3	1	3:54.727	50.808	1:27.251	1:36.668	12	1	3:14.897	53.696	1:03.164	1:18.037
4	1	3:44.179	1:02.518	1:12.732	1:28.929	13	1	3:25.685	52.748	1:03.305	1:29.632
5	1	3:36.323	59.938	1:08.985	1:27.400	14	1	1:44.743	28.250	35.397	41.096
6	1	1:45.550	28.211	35.627	41.712	15	1	1:42.046	26.228	34.870	40.948
7	1	1:42.417	26.245	35.048	41.124	16	1	<b>1:41.693</b>	<b>25.997</b>	<b>34.824</b>	<b>40.872</b>

# CZECH TRUCK PRIX 2022

Autodrom Most, length 4212 m

02.-04.September 2022

Nascar Whelen Euro Series Pro



## Lap Analysis race 1, 03.09.2022

-Reg.No.: 001aZAO220815

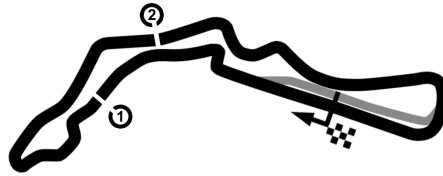
Lap	D	Time	S1	S2	S3	Lap	D	Time	S1	S2	S3
8	1	1:42.170	26.164	34.850	41.156	17	1	1:42.071	26.035	35.082	40.954
9	1	1:42.496	26.185	35.194	41.117						

# CZECH TRUCK PRIX 2022

Autodrom Most, length 4212 m

02.-04.September 2022

Nascar Whelen Euro Series Pro



## Lap Analysis race 1, 03.09.2022

-Reg.No.: 001aZAO220815

### 88 Massimiliano Lanza (ITA) (Chevrolet Camaro)

Theoretische Bestzeit: 1:42.359

Lap	D	Time	S1	S2	S3	Lap	D	Time	S1	S2	S3
1	1	2:00.296	38.771	39.136	42.389	10	1	2:32.238	41.260	53.856	57.122
2	1	2:08.256	26.692	37.149	1:04.415	11	1	3:18.331	52.189	1:03.435	1:22.707
3	1	3:29.537	33.889	1:20.111	1:35.537	12	1	3:14.239	53.423	1:02.844	1:17.972
4	1	3:42.511	1:02.637	1:11.124	1:28.750	13	1	3:23.011	53.009	1:02.546	1:27.456
5	1	3:31.053	1:00.540	1:08.515	1:21.998	14	1	1:47.619	29.405	36.348	41.866
6	1	1:45.846	28.515	35.993	41.338	15	1	1:43.367	26.442	35.515	41.410
7	1	1:44.746	27.494	35.492	41.760	16	1	<b>1:42.359</b>	<b>26.060</b>	<b>35.111</b>	<b>41.188</b>
8	1	1:44.130	26.682	35.567	41.881	17	1	1:43.321	26.467	35.529	41.325
9	1	1:48.747	26.451	35.675	46.621						

### 94 Yann Zimmer (CHE) (Chevrolet Camaro)

Theoretische Bestzeit: 1:42.918

Lap	D	Time	S1	S2	S3	Lap	D	Time	S1	S2	S3
1	1	1:54.376	36.032	36.374	41.970	10	1	2:32.909	42.523	53.456	56.930
2	1	2:08.318	26.725	37.176	1:04.417	11	1	3:18.648	52.960	1:03.383	1:22.305
3	1	3:29.993	34.021	1:19.752	1:36.220	12	1	3:14.544	53.786	1:02.638	1:18.120
4	1	3:43.890	1:02.400	1:12.143	1:29.347	13	1	3:23.676	52.913	1:02.566	1:28.197
5	1	3:33.660	59.490	1:08.470	1:25.700	14	1	1:46.168	28.919	36.051	<b>41.198</b>
6	1	1:46.557	29.084	35.632	41.841	15	1	1:43.404	26.260	<b>35.493</b>	41.651
7	1	1:44.064	26.685	35.837	41.542	16	1	<b>1:43.183</b>	<b>26.227</b>	35.525	41.431
8	1	1:44.443	26.686	35.851	41.906	17	1	1:43.350	26.360	35.550	41.440
9	1	1:47.375	26.426	35.942	45.007						

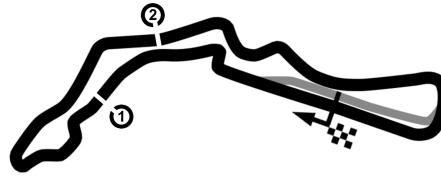


# CZECH TRUCK PRIX 2022

Autodrom Most, length 4212 m

02.-04. September 2022

Nascar Whelen Euro Series Pro



## Best Sector Times race 1

-Reg.No.: 001aZAO220815

Pos.	sector 1			sector 2			sector 3			theoretical and best lap time				
	No	Driver	Time	No	Driver	Time	No	Driver	Time	No	Driver	theoretical	Best	Pos
1	69	Bleekemolen S.	25.997	24	Day A.	34.608	24	Day A.	40.367	24	Day A.	1:41.076	1:41.501	
2	64	Graff A.	26.006	56	Rocca N.	34.633	50	Hezemans L.	40.709	50	Hezemans L.	1:41.511	1:41.646	
3	23	Tuomaala H.	26.057	50	Hezemans L.	34.690	56	Rocca N.	40.809	56	Rocca N.	1:41.650	1:41.759	
4	88	Lanza M.	26.060	69	Bleekemolen S.	34.824	64	Graff A.	40.826	64	Graff A.	1:41.679	1:41.748	
5	24	Day A.	26.101	64	Graff A.	34.847	69	Bleekemolen S.	40.872	69	Bleekemolen S.	1:41.693	1:41.693	
6	50	Hezemans L.	26.112	23	Tuomaala H.	34.853	54	Ercoli G.	40.872	54	Ercoli G.	1:41.969	1:42.118	
7	48	Sokolovskiy Y.	26.177	54	Ercoli G.	34.905	44	Rautjarvi J.	41.098	23	Tuomaala H.	1:42.135	1:42.257	
8	54	Ercoli G.	26.192	16	Cappelli C.	35.012	88	Lanza M.	41.188	88	Lanza M.	1:42.359	1:42.359	
9	3	Gabillon F.	26.197	46	Iannetta R.	35.107	94	Zimmer Y.	41.198	16	Cappelli C.	1:42.819	1:43.237	
10	56	Rocca N.	26.208	88	Lanza M.	35.111	23	Tuomaala H.	41.225	94	Zimmer Y.	1:42.918	1:43.183	
11	94	Zimmer Y.	26.227	29	Koloc A.	35.201	8	Caso D.	41.351	55	Armetta F.	1:42.979	1:43.119	
12	55	Armetta F.	26.280	36	Ghirelli V.	35.207	36	Ghirelli V.	41.365	3	Gabillon F.	1:43.002	1:43.853	
13	33	Barberini C.	26.295	55	Armetta F.	35.253	16	Cappelli C.	41.440	36	Ghirelli V.	1:43.040	1:43.040	
14	65	Romagnoli R.	26.301	33	Barberini C.	35.315	55	Armetta F.	41.446	46	Iannetta R.	1:43.074	1:43.208	
15	46	Iannetta R.	26.335	3	Gabillon F.	35.315	18	Maggi G.	41.455	33	Barberini C.	1:43.082	1:43.082	
16	16	Cappelli C.	26.367	44	Rautjarvi J.	35.335	48	Sokolovskiy Y.	41.456	44	Rautjarvi J.	1:43.092	1:43.951	
17	18	Maggi G.	26.395	7	Doubek M.	35.341	33	Barberini C.	41.472	48	Sokolovskiy Y.	1:43.132	1:43.319	
18	36	Ghirelli V.	26.468	18	Maggi G.	35.354	29	Koloc A.	41.476	18	Maggi G.	1:43.204	1:43.578	
19	7	Doubek M.	26.490	94	Zimmer Y.	35.493	3	Gabillon F.	41.490	29	Koloc A.	1:43.231	1:43.836	
20	29	Koloc A.	26.554	48	Sokolovskiy Y.	35.499	65	Romagnoli R.	41.502	65	Romagnoli R.	1:43.319	1:43.668	
21	44	Rautjarvi J.	26.659	65	Romagnoli R.	35.516	46	Iannetta R.	41.632	8	Caso D.	1:43.602	1:43.715	
22	8	Caso D.	26.731	8	Caso D.	35.520	7	Doubek M.	42.062	7	Doubek M.	1:43.893	1:44.049	
23	1	Krasonis T.	27.188	14	Goossens M.	35.789	1	Krasonis T.	42.930	1	Krasonis T.	1:48.264	2:05.256	
24	25	Gabossi N.	27.322	47	Colavita L.	37.283	25	Gabossi N.	43.385	47	Colavita L.	1:48.515	1:48.515	
25	47	Colavita L.	27.488	25	Gabossi N.	38.138	47	Colavita L.	43.744	25	Gabossi N.	1:48.845	1:49.378	
26	14	Goossens M.	29.545	1	Krasonis T.	38.146	14	Goossens M.	1:15.113	14	Goossens M.	2:20.447	3:22.394	
27	5	Lemarie P.	00.000	5	Lemarie P.	44.346	5	Lemarie P.	8:46.754	5	Lemarie P.	00.000	00.000	
28	2	Monti F.	00.000	2	Monti F.	g2:52:37	2	Monti F.	9:45:26.!	2	Monti F.	00.000	00.000	



Lapchart: Nascar Whelen Euro Series Pro race 1

POS	1	2	3	4	5	6	7	8	9	10	11	12	13	14	15	16	17	18	19	20	21	22	23	24	25	26	27	28
LAP 1	69	64	54	7	94	29	3	46	50	55	88	65	48	33	1	36	25	16	24	44	5.	14.	8.	23.	47.	18.	56.	
LAP 2	69	64	54	7	94	3	29	50	55	88	65	48	33	1	36	46.	25	16	24	44	23	14	18	47	8	56.		
LAP 3	69	64	54	7	94	3	29	50	55	88	65	48	33	1	36	25	16	24	44	14	23	46	18	47	8.	56		
LAP 4	69	64	54	7	94	29	3	50	55	88	65	48	33	1	36	25	16	24	44	14	23	46	18	47	8	56		
LAP 5	69	64	54	7	94	29	3	50	55	88	65	48	33	1	36	25	16	24	44	46	23	14.	18	47	8	56		
LAP 6	69	64	54	7	94	3	88	55	65	33	24	48	36	16	29	44	50	25	46	23	18	14.	8	56				
LAP 7	69	64	54	7	94	3	88	55	24	65	33	16	48	36	29	44	50	25	46	23	18	8						
LAP 8	69	64	54	94	88	3	24	55	65	33	16	48	36	29	44	7.	50	25	46	23	18							
LAP 9	69	64	54	94	88	24	3	55	65	16	33	36	48	29	44	50	25	46	23	18								
LAP 10	69	64	54	94	88	24	3	55	65	16	33	36	48	29	44	50	25	46	23	18								
LAP 11	69	64	54	94	88	3	24	55	65	16	33	36	48	29	44	50	25	46	23	18								
LAP 12	69	64	54	94	88	3	24	55	65	33	16	48	36	29	44	50	25	46	23	18								
LAP 13	69	64	54	94	88	3	24	55	65	33	16	48	36	29	44	50	25	46	23	18								
LAP 14	69	64	54	24	94	88	3	55	65	48	16	33	36	29	46	50	44	25	23	18								
LAP 15	69	64	54	24	94	88	3	55	48	65	16	33	36	46	29	44	25	50	23	18								
LAP 16	69	64	54	24	94	88	3	55	48	65	16	36	33	46	29	44	50	25	23									
LAP 17	69	64	54	24	94	88	3	55	48	65	16	33	36	46	29	44	50	25										