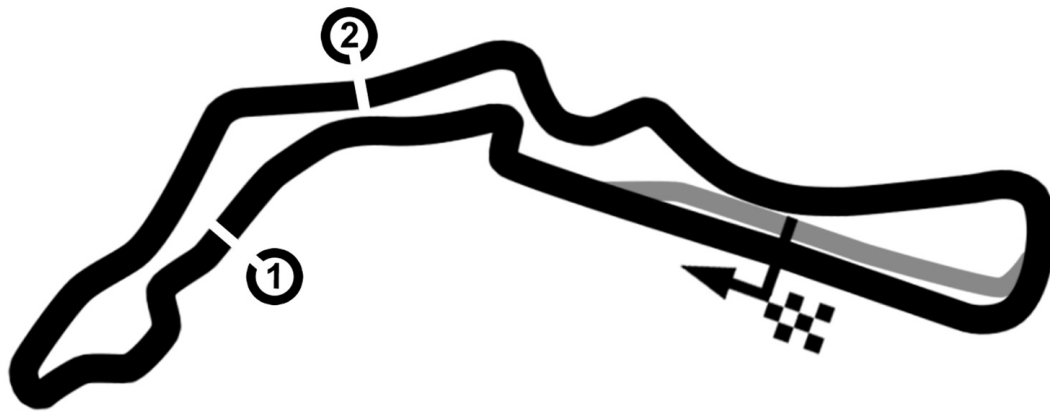




## CZECH TRUCK PRIX 2023

free practice 1



Autodrom Most 4212 m

25. - 27. August 2023

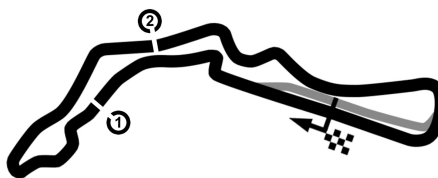


# CZECH TRUCK PRIX 2023

Autodrom Most, length 4212 m

25. - 27. August 2023

Nascar Whelen Euro Series Pro



## Result free practice 1, 25.08.2023

-Reg.No.: 004ZAO230814

| Rk  | Gr        | Entrant                              | License  | Car                    | laps   | Besttime        |        |         |  |
|-----|-----------|--------------------------------------|----------|------------------------|--------|-----------------|--------|---------|--|
| No. | Cl        | Driver                               | License  | Team                   | %      | GAP             | DIV    | km/h    |  |
| 1   |           | Kumpen Anthony                       | 698222   |                        | 12     | <b>1:43.175</b> |        | 146.966 |  |
|     | 24        | <b>KUMPEN, Anthony (BEL)</b>         | 698222   | Kumpen Anthony         | 100.00 |                 |        |         |  |
| 2   |           | Dauenhauer Tobias                    | 19833    |                        | 14     | <b>1:43.229</b> | 00.054 | 146.889 |  |
|     | 99 Junior | <b>DAUENHAUER, Tobias (DEU)</b>      | 19833    | Dauenhauer Tobias      | 100.05 | 00.054          |        |         |  |
| 3   |           | Bleekemolen Michael                  | 1276     |                        | 6      | <b>1:43.286</b> | 00.057 | 146.808 |  |
|     | 72        | <b>GHIRELLI, Vittorio (ITA)</b>      | 337536   | Bleekemolen Michael    | 100.11 | 00.111          |        |         |  |
| 4   |           | Hezemans Liam                        | 43841    |                        | 14     | <b>1:43.348</b> | 00.062 | 146.720 |  |
|     | 50 Junior | <b>HEZEMANS, Liam (NLD)</b>          | 43841    | Hezemans Liam          | 100.17 | 00.173          |        |         |  |
| 5   |           | Armetta Fabrizio                     | 65716    |                        | 12     | <b>1:43.354</b> | 00.006 | 146.711 |  |
|     | 55 Chal   | <b>ARMETTA, Fabrizio (ITA)</b>       | 65716    | Armetta Fabrizio       | 100.17 | 00.179          |        |         |  |
| 6   |           | Academy Motorsport                   | 473015   |                        | 8      | <b>1:43.631</b> | 00.277 | 146.319 |  |
|     | 5 Junior  | <b>TZIORTZIS, Vladimiro (CYP)</b>    | ITC-C102 | Academy Motorsport     | 100.44 | 00.456          |        |         |  |
| 7   |           | Jouffreau Paul                       | 299719   |                        | 7      | <b>1:43.835</b> | 00.204 | 146.032 |  |
|     | 3 Junior  | <b>JOUFFREAU, Paul (FRA)</b>         | 299719   | Jouffreau Paul         | 100.64 | 00.660          |        |         |  |
| 8   |           | Doubek Martin                        | 23AS1505 |                        | 8      | <b>1:43.921</b> | 00.086 | 145.911 |  |
|     | 7         | <b>DOUBEK, Martin (CZE)</b>          | 23AS1505 | Doubek Martin          | 100.72 | 00.746          |        |         |  |
| 9   |           | Schneider Nick                       | 10784    |                        | 7      | <b>1:44.293</b> | 00.372 | 145.390 |  |
|     | 46 Junior | <b>KRASONIS, Thomas (GRC)</b>        | 3005     | Schneider Nick         | 101.08 | 01.118          |        |         |  |
| 10  |           | Bleekemolen Sebastiaan               | 1277     |                        | 7      | <b>1:44.452</b> | 00.159 | 145.169 |  |
|     | 69        | <b>BLEEKEMOLEN, Sebastiaan (NLD)</b> | 1277     | Bleekemolen Sebastiaan | 101.24 | 01.277          |        |         |  |
| 11  |           | Lanza Massimiliano                   | 227251   |                        | 8      | <b>1:45.026</b> | 00.574 | 144.376 |  |
|     | 88 Chal   | <b>LANZA, Massimiliano (ITA)</b>     | 227251   | Lanza Massimiliano     | 101.79 | 01.851          |        |         |  |
| 12  |           | Sokolovskiy Yevgen                   | 19729    |                        | 9      | <b>1:45.153</b> | 00.127 | 144.201 |  |
|     | 48 Junior | <b>DAVIDSON, Jack (GBR)</b>          | 297777   | Sokolovskiy Yevgen     | 101.92 | 01.978          |        |         |  |
| 13  |           | Lasserre Lucas                       | 10179    |                        | 8      | <b>1:45.299</b> | 00.146 | 144.001 |  |
|     | 64        | <b>LASSERRE, Lucas (FRA)</b>         | 10179    | Lasserre Lucas         | 102.06 | 02.124          |        |         |  |
| 14  |           | Romagnoli Riccardo                   | 19192    |                        | 8      | <b>1:46.168</b> | 00.869 | 142.823 |  |
|     | 65 Chal   | <b>ROMAGNOLI, Riccardo (ITA)</b>     | 19192    | Romagnoli Riccardo     | 102.90 | 02.993          |        |         |  |
| 15  |           | RaceArt                              | 137      |                        | 11     | <b>1:46.456</b> | 00.288 | 142.436 |  |
|     | 34 Chal   | <b>TOFFEL, Thomas (CHE)</b>          | 1830     | RaceArt                | 103.18 | 03.281          |        |         |  |
| 16  |           | ASD Scuderia                         | 388875   |                        | 6      | <b>1:46.703</b> | 00.247 | 142.107 |  |
|     | 8 Chal    | <b>CASO, Dario (ITA)</b>             | 71993    | ASD Scuderia           | 103.42 | 03.528          |        |         |  |
| 17  |           | Lambert Néo                          | 123429   |                        | 8      | <b>1:47.370</b> | 00.667 | 141.224 |  |
|     | 40 Junior | <b>LAMBERT, Neo (FRA)</b>            | 123429   | Lambert Néo            | 104.07 | 04.195          |        |         |  |
| 18  |           | RaceArt                              | 137      |                        | 11     | <b>1:48.046</b> | 00.676 | 140.340 |  |
|     | 18 Junior | <b>MAGGI, Giorgio (CHE)</b>          | 1758     | RaceArt                | 104.72 | 04.871          |        |         |  |
| 19  |           | Academy Motorsport                   | 473015   |                        | 7      | <b>2:02.897</b> | 14.851 | 123.381 |  |
|     | 1 Chal    | <b>DORCIKOVA, Michaela (SVK)</b>     | 1119/CC  | Academy Motorsport     | 119.12 | 19.722          |        |         |  |
|     |           | Ercoli Gianmarco                     | 355534   |                        | 1      | <b>00.000</b>   |        | 0.000   |  |
|     | 54        | <b>ERCOLI, Gianmarco (ITA)</b>       | 355534   | Ercoli Gianmarco       |        |                 |        |         |  |
|     |           | Delsaux Ulysse                       | 245331   |                        | 5      | <b>00.000</b>   |        | 0.000   |  |
|     | 14 Junior | <b>DELSAUX, Ulysse (FRA)</b>         | 245331   | Delsaux Ulysse         |        |                 |        |         |  |

Issued:

Clerk of the Course:

Timekeeper:

subject to final scrutineering




# CZECH TRUCK PRIX 2023

Autodrom Most, length 4212 m

25. - 27. August 2023

Nascar Whelen Euro Series Pro



## Lap by Lap free practice 1, 25.08.2023

-Reg.No.: 004ZAO230814

| 1 Michaela Dorcikova , Chal / SVK |          |   |          |     |          |   |          |   |                 |   |          |     |          |  |
|-----------------------------------|----------|---|----------|-----|----------|---|----------|---|-----------------|---|----------|-----|----------|--|
| 1                                 | 3:25.176 | 2 | 2:48.040 | pit | 4:01.671 | 4 | 7:14.955 | 5 | <b>2:02.897</b> | 6 | 2:12.532 | pit | 2:35.230 |  |

| 3 Paul Jouffreau , Junior / FRA |          |   |          |     |          |   |          |   |          |   |                 |     |          |  |
|---------------------------------|----------|---|----------|-----|----------|---|----------|---|----------|---|-----------------|-----|----------|--|
| 1                               | 2:22.314 | 2 | 1:48.223 | pit | 3:17.373 | 4 | 7:55.769 | 5 | 1:45.338 | 6 | <b>1:43.835</b> | pit | 2:10.280 |  |

| 5 Vladimiros Tziortzis , Junior / CYP |          |   |          |   |          |     |          |   |          |   |          |   |                 |     |          |
|---------------------------------------|----------|---|----------|---|----------|-----|----------|---|----------|---|----------|---|-----------------|-----|----------|
| 1                                     | 2:16.065 | 2 | 1:44.331 | 3 | 3:02.699 | pit | 4:11.853 | 5 | 4:16.278 | 6 | 1:44.709 | 7 | <b>1:43.631</b> | pit | 2:25.004 |

| 7 Martin Doubek , / CZE |          |   |          |   |          |     |          |   |          |   |          |   |                 |     |          |
|-------------------------|----------|---|----------|---|----------|-----|----------|---|----------|---|----------|---|-----------------|-----|----------|
| 1                       | 2:20.219 | 2 | 1:46.531 | 3 | 3:16.893 | pit | 4:18.065 | 5 | 3:37.365 | 6 | 1:44.779 | 7 | <b>1:43.921</b> | pit | 2:11.031 |

| 8 Dario Caso , Chal / ITA |          |     |          |   |          |   |                 |   |          |     |          |  |  |  |
|---------------------------|----------|-----|----------|---|----------|---|-----------------|---|----------|-----|----------|--|--|--|
| 1                         | 5:26.242 | pit | 3:53.638 | 3 | 7:15.457 | 4 | <b>1:46.703</b> | 5 | 1:56.068 | pit | 2:29.962 |  |  |  |

| 14 Ulysse Delsaux , Junior / FRA |          |   |          |     |          |   |                 |     |          |  |  |  |  |  |
|----------------------------------|----------|---|----------|-----|----------|---|-----------------|-----|----------|--|--|--|--|--|
| pit                              | 7:12.642 | 2 | 6:23.124 | pit | 2:04.223 | 4 | <b>3:53.369</b> | pit | 2:07.565 |  |  |  |  |  |

| 18 Giorgio Maggi , Junior / CHE |          |    |          |     |          |     |          |   |          |   |          |   |                 |     |          |
|---------------------------------|----------|----|----------|-----|----------|-----|----------|---|----------|---|----------|---|-----------------|-----|----------|
| 1                               | 2:40.900 | 2  | 2:12.354 | 3   | 3:52.861 | pit | 3:54.210 | 5 | 2:56.754 | 6 | 1:49.449 | 7 | <b>1:48.046</b> | pit | 2:16.528 |
| 9                               | 5:44.612 | 10 | 1:54.049 | pit | 2:11.862 |     |          |   |          |   |          |   |                 |     |          |

| 24 Anthony Kumpen , / BEL |          |    |          |    |          |    |          |   |          |   |          |   |          |   |                 |
|---------------------------|----------|----|----------|----|----------|----|----------|---|----------|---|----------|---|----------|---|-----------------|
| 1                         | 2:03.812 | 2  | 1:44.172 | 3  | 2:39.786 | 4  | 3:51.846 | 5 | 3:21.702 | 6 | 1:45.966 | 7 | 1:44.481 | 8 | <b>1:43.175</b> |
| pit                       | 2:17.931 | 10 | 5:28.728 | 11 | 1:54.901 | 12 | 1:52.669 |   |          |   |          |   |          |   |                 |

| 34 Thomas Toffel , Chal / CHE |          |    |          |    |          |     |          |   |          |   |          |   |                 |   |          |
|-------------------------------|----------|----|----------|----|----------|-----|----------|---|----------|---|----------|---|-----------------|---|----------|
| 1                             | 2:21.286 | 2  | 1:48.111 | 3  | 3:16.364 | pit | 4:22.477 | 5 | 3:53.120 | 6 | 1:47.882 | 7 | <b>1:46.456</b> | 8 | 2:01.624 |
| pit                           | 2:25.617 | 10 | 6:15.242 | 11 | 1:58.319 |     |          |   |          |   |          |   |                 |   |          |

| 40 Neo Lambert , Junior / FRA |          |   |          |   |          |   |          |   |          |   |          |   |                 |     |          |
|-------------------------------|----------|---|----------|---|----------|---|----------|---|----------|---|----------|---|-----------------|-----|----------|
| 1                             | 3:06.730 | 2 | 1:58.798 | 3 | 3:48.298 | 4 | 3:53.331 | 5 | 2:08.023 | 6 | 1:49.128 | 7 | <b>1:47.370</b> | pit | 2:13.355 |

| 46 Thomas Krasonis , Junior / GRC |          |   |          |   |          |     |          |   |          |   |                 |     |          |  |  |
|-----------------------------------|----------|---|----------|---|----------|-----|----------|---|----------|---|-----------------|-----|----------|--|--|
| 1                                 | 2:20.824 | 2 | 1:46.108 | 3 | 3:17.725 | pit | 4:19.901 | 5 | 4:32.812 | 6 | <b>1:44.293</b> | pit | 2:15.383 |  |  |

| 48 Jack Davidson , Junior / GBR |          |   |          |   |          |   |          |   |          |   |                 |   |          |   |          |
|---------------------------------|----------|---|----------|---|----------|---|----------|---|----------|---|-----------------|---|----------|---|----------|
| 1                               | 2:22.849 | 2 | 1:53.964 | 3 | 3:15.566 | 4 | 4:11.070 | 5 | 2:42.409 | 6 | <b>1:45.153</b> | 7 | 1:46.891 | 8 | 1:45.427 |
| pit                             | 2:10.506 |   |          |   |          |   |          |   |          |   |                 |   |          |   |          |

| 50 Liam Hezemans , Junior / NLD |          |    |          |    |          |    |          |    |          |     |          |   |                 |   |          |
|---------------------------------|----------|----|----------|----|----------|----|----------|----|----------|-----|----------|---|-----------------|---|----------|
| 1                               | 2:20.804 | 2  | 1:55.073 | 3  | 3:12.841 | 4  | 4:11.483 | 5  | 2:39.576 | 6   | 1:45.220 | 7 | <b>1:43.348</b> | 8 | 1:45.216 |
| 9                               | 1:58.191 | 10 | 1:55.742 | 11 | 1:52.180 | 12 | 1:47.900 | 13 | 1:44.498 | pit | 1:57.140 |   |                 |   |          |

| 54 Gianmarco Ercoli , / ITA |                 |  |  |  |  |  |  |  |  |  |  |  |  |  |
|-----------------------------|-----------------|--|--|--|--|--|--|--|--|--|--|--|--|--|
| 1                           | <b>1:56.805</b> |  |  |  |  |  |  |  |  |  |  |  |  |  |

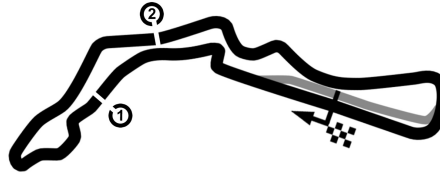
| 55 Fabrizio Armetta , Chal / ITA |          |    |                 |     |          |    |          |   |          |   |          |     |          |   |          |
|----------------------------------|----------|----|-----------------|-----|----------|----|----------|---|----------|---|----------|-----|----------|---|----------|
| 1                                | 1:57.731 | 2  | <b>1:43.354</b> | pit | 2:36.694 | 4  | 8:26.867 | 5 | 1:44.992 | 6 | 1:43.762 | pit | 2:13.028 | 8 | 3:32.781 |
| 9                                | 1:50.127 | 10 | 1:47.048        | 11  | 1:45.931 | 12 | 1:45.470 |   |          |   |          |     |          |   |          |

# CZECH TRUCK PRIX 2023

Autodrom Most, length 4212 m

25. - 27. August 2023

Nascar Whelen Euro Series Pro



## Lap by Lap free practice 1, 25.08.2023

-Reg.No.: 004ZAO230814

| 64 Lucas Lasserre , / FRA |          |   |          |   |          |   |          |   |          |   |          |   |          |     |          |
|---------------------------|----------|---|----------|---|----------|---|----------|---|----------|---|----------|---|----------|-----|----------|
| 1                         | 3:05.987 | 2 | 1:52.490 | 3 | 3:50.876 | 4 | 3:54.059 | 5 | 2:07.409 | 6 | 1:46.847 | 7 | 1:45.299 | pit | 2:10.195 |

| 65 Riccardo Romagnoli , Chal / ITA |          |   |          |   |          |     |          |   |          |   |          |   |          |     |          |
|------------------------------------|----------|---|----------|---|----------|-----|----------|---|----------|---|----------|---|----------|-----|----------|
| 1                                  | 2:06.951 | 2 | 1:47.945 | 3 | 2:49.533 | pit | 3:49.784 | 5 | 4:04.998 | 6 | 1:46.755 | 7 | 1:46.168 | pit | 2:16.044 |

| 69 Sebastiaan Bleekemolen , / NLD |          |   |          |     |          |   |          |     |          |   |           |     |          |  |  |
|-----------------------------------|----------|---|----------|-----|----------|---|----------|-----|----------|---|-----------|-----|----------|--|--|
| 1                                 | 2:05.453 | 2 | 1:44.452 | pit | 2:39.450 | 4 | 7:51.169 | pit | 2:09.538 | 6 | 10:14.432 | pit | 2:20.765 |  |  |

| 72 Vittorio Ghirelli , / ITA |          |   |          |     |          |     |          |   |          |     |          |  |  |  |  |
|------------------------------|----------|---|----------|-----|----------|-----|----------|---|----------|-----|----------|--|--|--|--|
| 1                            | 2:13.747 | 2 | 1:43.286 | pit | 2:57.377 | pit | 9:16.218 | 5 | 9:21.978 | pit | 2:19.424 |  |  |  |  |

| 88 Massimiliano Lanza , Chal / ITA |          |     |          |   |           |   |          |   |          |     |          |   |          |     |          |
|------------------------------------|----------|-----|----------|---|-----------|---|----------|---|----------|-----|----------|---|----------|-----|----------|
| 1                                  | 2:21.165 | pit | 2:13.845 | 3 | 10:45.591 | 4 | 1:46.660 | 5 | 1:45.026 | pit | 2:18.106 | 7 | 7:37.732 | pit | 2:31.177 |


| 99 Tobias Dauenhauer , Junor / DEU |          |    |          |    |          |    |          |    |          |    |          |   |          |   |          |
|------------------------------------|----------|----|----------|----|----------|----|----------|----|----------|----|----------|---|----------|---|----------|
| 1                                  | 2:20.252 | 2  | 1:45.164 | 3  | 3:16.107 | 4  | 4:04.433 | 5  | 2:50.097 | 6  | 1:44.854 | 7 | 1:43.229 | 8 | 1:44.795 |
| 9                                  | 1:56.153 | 10 | 1:57.678 | 11 | 1:51.125 | 12 | 1:47.400 | 13 | 1:46.098 | 14 | 1:44.667 |   |          |   |          |

# CZECH TRUCK PRIX 2023

Autodrom Most, length 4212 m

25. - 27. August 2023

Nascar Whelen Euro Series Pro



## Lap Analysis free practice 1, 25.08.2023

-Reg.No.: 004ZAO230814

### 1 Michaela Dorcikova (SVK) ()

Theoretische Bestzeit: 2:02.897

| Lap | D | Time     | S1       | S2       | S3       | Lap | D | Time            | S1            | S2            | S3            |
|-----|---|----------|----------|----------|----------|-----|---|-----------------|---------------|---------------|---------------|
| 1   | 1 | 3:25.176 | 1:40.945 | 48.884   | 55.347   | 5   | 1 | <b>2:02.897</b> | <b>31.471</b> | <b>40.594</b> | <b>50.832</b> |
| 2   | 1 | 2:48.040 | 33.757   | 41.397   | 1:32.886 | 6   | 1 | 2:12.532        | 32.362        | 42.642        | 57.528        |
| 3   | 1 | 4:01.671 | 1:03.606 | 1:14.909 |          | 7   | 1 | 2:35.230        | 36.111        | 47.480        |               |
| 4   | 1 | 7:14.955 | 5:31.017 | 50.787   | 53.151   |     |   |                 |               |               |               |

### 3 Paul Jouffreau (FRA) ()

Theoretische Bestzeit: 1:43.835

| Lap | D | Time     | S1       | S2       | S3     | Lap | D | Time            | S1            | S2            | S3            |
|-----|---|----------|----------|----------|--------|-----|---|-----------------|---------------|---------------|---------------|
| 1   | 1 | 2:22.314 | 1:01.080 | 37.206   | 44.028 | 5   | 1 | 1:45.338        | 27.358        | 35.460        | 42.520        |
| 2   | 1 | 1:48.223 | 28.455   | 36.117   | 43.651 | 6   | 1 | <b>1:43.835</b> | <b>26.826</b> | <b>35.027</b> | <b>41.982</b> |
| 3   | 1 | 3:17.373 | 29.897   | 1:04.311 |        | 7   | 1 | 2:10.280        | 26.885        | 36.452        |               |
| 4   | 1 | 7:55.769 | 6:35.806 | 36.463   | 43.500 |     |   |                 |               |               |               |

### 5 Vladimiros Tziortzis (CYP) ()

Theoretische Bestzeit: 1:43.569

| Lap | D | Time     | S1       | S2       | S3       | Lap | D | Time            | S1            | S2            | S3            |
|-----|---|----------|----------|----------|----------|-----|---|-----------------|---------------|---------------|---------------|
| 1   | 1 | 2:16.065 | 49.618   | 40.780   | 45.667   | 5   | 1 | 4:16.278        | 2:56.073      | 36.517        | 43.688        |
| 2   | 1 | 1:44.331 | 26.861   | 35.192   | 42.278   | 6   | 1 | 1:44.709        | 27.249        | 34.885        | 42.575        |
| 3   | 1 | 3:02.699 | 26.812   | 55.688   | 1:40.199 | 7   | 1 | <b>1:43.631</b> | 26.868        | <b>34.719</b> | <b>42.044</b> |
| 4   | 1 | 4:11.853 | 1:04.200 | 1:17.096 |          | 8   | 1 | 2:25.004        | <b>26.806</b> | 37.401        |               |

### 7 Martin Doubek (CZE) ()

Theoretische Bestzeit: 1:43.695

| Lap | D | Time     | S1            | S2       | S3       | Lap | D | Time            | S1       | S2            | S3            |
|-----|---|----------|---------------|----------|----------|-----|---|-----------------|----------|---------------|---------------|
| 1   | 1 | 2:20.219 | 53.182        | 38.575   | 48.462   | 5   | 1 | 3:37.365        | 2:18.844 | 35.315        | 43.206        |
| 2   | 1 | 1:46.531 | 28.123        | 35.420   | 42.988   | 6   | 1 | 1:44.779        | 27.284   | 35.088        | 42.407        |
| 3   | 1 | 3:16.893 | <b>26.933</b> | 1:04.206 | 1:45.754 | 7   | 1 | <b>1:43.921</b> | 27.159   | <b>34.495</b> | <b>42.267</b> |
| 4   | 1 | 4:18.065 | 1:05.778      | 1:18.827 |          | 8   | 1 | 2:11.031        | 27.268   | 36.960        |               |

### 8 Dario Caso (ITA) ()

Theoretische Bestzeit: 1:46.274

| Lap | D | Time     | S1       | S2       | S3       | Lap | D | Time            | S1            | S2            | S3            |
|-----|---|----------|----------|----------|----------|-----|---|-----------------|---------------|---------------|---------------|
| 1   | 1 | 5:26.242 | 3:40.658 | 42.645   | 1:02.939 | 4   | 1 | <b>1:46.703</b> | 27.985        | <b>35.995</b> | <b>42.723</b> |
| 2   | 1 | 3:53.638 | 57.779   | 1:04.090 |          | 5   | 1 | 1:56.068        | <b>27.556</b> | 36.152        | 52.360        |
| 3   | 1 | 7:15.457 | 5:48.246 | 42.607   | 44.604   | 6   | 1 | 2:29.962        | 35.330        | 44.487        |               |

### 14 Ulysse Delsaux (FRA) ()

Theoretische Bestzeit: 1:49.254

| Lap | D | Time     | S1       | S2       | S3       | Lap | D | Time            | S1            | S2            | S3            |
|-----|---|----------|----------|----------|----------|-----|---|-----------------|---------------|---------------|---------------|
| 1   | 1 | 7:12.642 | 4:22.077 | 1:04.402 |          | 4   | 1 | <b>3:53.369</b> | 2:32.196      | <b>36.325</b> | <b>44.848</b> |
| 2   | 1 | 6:23.124 | 3:41.099 | 1:18.469 | 1:23.556 | 5   | 1 | 2:07.565        | <b>28.081</b> | 38.345        |               |
| 3   | 1 | 2:04.223 | 28.594   | 37.296   |          |     |   |                 |               |               |               |

### 18 Giorgio Maggi (CHE) ()

Theoretische Bestzeit: 1:47.665

| Lap | D | Time     | S1       | S2       | S3            | Lap | D | Time            | S1            | S2            | S3     |
|-----|---|----------|----------|----------|---------------|-----|---|-----------------|---------------|---------------|--------|
| 1   | 1 | 2:40.900 | 1:06.940 | 43.864   | 50.096        | 7   | 1 | <b>1:48.046</b> | <b>28.187</b> | <b>35.835</b> | 44.024 |
| 2   | 1 | 2:12.354 | 32.860   | 41.033   | 58.461        | 8   | 1 | 2:16.528        | 30.753        | 40.424        |        |
| 3   | 1 | 3:52.861 | 1:01.076 | 1:14.944 | 1:36.841      | 9   | 1 | 5:44.612        | 4:11.641      | 44.688        | 48.283 |
| 4   | 1 | 3:54.210 | 1:00.707 | 1:14.789 |               | 10  | 1 | 1:54.049        | 29.554        | 37.712        | 46.783 |
| 5   | 1 | 2:56.754 | 1:35.244 | 37.026   | 44.484        | 11  | 1 | 2:11.862        | 28.671        | 37.861        |        |
| 6   | 1 | 1:49.449 | 29.023   | 36.783   | <b>43.643</b> |     |   |                 |               |               |        |

### 24 Anthony Kumpen (BEL) ()

Theoretische Bestzeit: 1:42.980


| Lap | D | Time     | S1            | S2       | S3       | Lap | D | Time            | S1       | S2            | S3            |
|-----|---|----------|---------------|----------|----------|-----|---|-----------------|----------|---------------|---------------|
| 1   | 1 | 2:03.812 | 41.494        | 37.928   | 44.390   | 7   | 1 | 1:44.481        | 26.793   | 35.340        | 42.348        |
| 2   | 1 | 1:44.172 | 27.096        | 35.119   | 41.957   | 8   | 1 | <b>1:43.175</b> | 26.888   | <b>34.382</b> | <b>41.905</b> |
| 3   | 1 | 2:39.786 | <b>26.693</b> | 37.591   | 1:35.502 | 9   | 1 | 2:17.931        | 28.493   | 38.698        |               |
| 4   | 1 | 3:51.846 | 1:04.694      | 1:12.085 | 1:35.067 | 10  | 1 | 5:28.728        | 4:02.837 | 38.223        | 47.668        |
| 5   | 1 | 3:21.702 | 1:00.070      | 1:07.762 | 1:13.870 | 11  | 1 | 1:54.901        | 27.969   | 38.227        | 48.705        |
| 6   | 1 | 1:45.966 | 27.081        | 35.542   | 43.343   | 12  | 1 | 1:52.669        | 28.232   | 37.855        | 46.582        |

# CZECH TRUCK PRIX 2023

Autodrom Most, length 4212 m

25. - 27. August 2023

Nascar Whelen Euro Series Pro



## Lap Analysis free practice 1, 25.08.2023

-Reg.No.: 004ZAO230814

### 34 Thomas Toffel (CHE) ()

Theoretische Bestzeit: 1:46.058

| Lap | D | Time     | S1            | S2       | S3            | Lap | D | Time            | S1       | S2            | S3     |
|-----|---|----------|---------------|----------|---------------|-----|---|-----------------|----------|---------------|--------|
| 1   | 1 | 2:21.286 | 54.873        | 39.193   | 47.220        | 7   | 1 | <b>1:46.456</b> | 27.285   | <b>35.644</b> | 43.527 |
| 2   | 1 | 1:48.111 | 28.266        | 36.514   | <b>43.331</b> | 8   | 1 | 2:01.624        | 28.452   | 40.250        | 52.922 |
| 3   | 1 | 3:16.364 | <b>27.083</b> | 1:03.214 | 1:46.067      | 9   | 1 | 2:25.617        | 32.557   | 44.114        |        |
| 4   | 1 | 4:22.477 | 1:06.292      | 1:18.354 |               | 10  | 1 | 6:15.242        | 4:43.941 | 42.047        | 49.254 |
| 5   | 1 | 3:53.120 | 2:30.629      | 38.344   | 44.147        | 11  | 1 | 1:58.319        | 29.675   | 39.933        | 48.711 |
| 6   | 1 | 1:47.882 | 27.958        | 36.304   | 43.620        |     |   |                 |          |               |        |

### 40 Neo Lambert (FRA) ()

Theoretische Bestzeit: 1:47.217

| Lap | D | Time     | S1       | S2       | S3       | Lap | D | Time            | S1            | S2            | S3            |
|-----|---|----------|----------|----------|----------|-----|---|-----------------|---------------|---------------|---------------|
| 1   | 1 | 3:06.730 | 1:30.073 | 47.223   | 49.434   | 5   | 1 | 2:08.023        | 46.655        | 37.033        | 44.335        |
| 2   | 1 | 1:58.798 | 28.771   | 36.609   | 53.418   | 6   | 1 | 1:49.128        | 29.291        | 36.205        | 43.632        |
| 3   | 1 | 3:48.298 | 1:01.304 | 1:09.673 | 1:37.321 | 7   | 1 | <b>1:47.370</b> | 28.211        | <b>36.160</b> | <b>42.999</b> |
| 4   | 1 | 3:53.331 | 1:01.259 | 1:16.047 | 1:36.025 | 8   | 1 | 2:13.355        | <b>28.058</b> | 38.799        |               |

### 46 Thomas Krasonis (GRC) ()

Theoretische Bestzeit: 1:43.568

| Lap | D | Time     | S1       | S2       | S3       | Lap | D | Time            | S1            | S2            | S3            |
|-----|---|----------|----------|----------|----------|-----|---|-----------------|---------------|---------------|---------------|
| 1   | 1 | 2:20.824 | 55.270   | 38.957   | 46.597   | 5   | 1 | 4:32.812        | 3:11.827      | 37.276        | 43.709        |
| 2   | 1 | 1:46.108 | 27.782   | 35.567   | 42.759   | 6   | 1 | <b>1:44.293</b> | 27.251        | 35.011        | <b>42.031</b> |
| 3   | 1 | 3:17.725 | 27.177   | 1:04.721 | 1:45.827 | 7   | 1 | 2:15.383        | <b>26.660</b> | <b>34.877</b> |               |
| 4   | 1 | 4:19.901 | 1:05.808 | 1:18.801 |          |     |   |                 |               |               |               |

### 48 Jack Davidson (GBR) ()

Theoretische Bestzeit: 1:44.747

| Lap | D | Time     | S1       | S2       | S3       | Lap | D | Time            | S1            | S2            | S3            |
|-----|---|----------|----------|----------|----------|-----|---|-----------------|---------------|---------------|---------------|
| 1   | 1 | 2:22.849 | 56.809   | 38.216   | 47.824   | 6   | 1 | <b>1:45.153</b> | 27.502        | <b>35.288</b> | <b>42.363</b> |
| 2   | 1 | 1:53.964 | 32.965   | 35.884   | 45.115   | 7   | 1 | 1:46.891        | <b>27.096</b> | 37.239        | 42.556        |
| 3   | 1 | 3:15.566 | 29.292   | 1:03.777 | 1:42.497 | 8   | 1 | 1:45.427        | 27.197        | 35.365        | 42.865        |
| 4   | 1 | 4:11.070 | 1:07.721 | 1:16.786 | 1:46.563 | 9   | 1 | 2:10.506        | 27.765        | 36.944        |               |
| 5   | 1 | 2:42.409 | 1:03.731 | 54.341   | 44.337   |     |   |                 |               |               |               |

### 50 Liam Hezemans (NLD) ()

Theoretische Bestzeit: 1:42.794

| Lap | D | Time            | S1       | S2            | S3            | Lap | D | Time     | S1            | S2     | S3     |
|-----|---|-----------------|----------|---------------|---------------|-----|---|----------|---------------|--------|--------|
| 1   | 1 | 2:20.804        | 51.161   | 39.896        | 49.747        | 8   | 1 | 1:45.216 | <b>26.563</b> | 34.764 | 43.889 |
| 2   | 1 | 1:55.073        | 30.941   | 37.545        | 46.587        | 9   | 1 | 1:58.191 | 28.316        | 36.798 | 53.077 |
| 3   | 1 | 3:12.841        | 28.619   | 1:02.520      | 1:41.702      | 10  | 1 | 1:55.742 | 29.326        | 38.351 | 48.065 |
| 4   | 1 | 4:11.483        | 1:06.943 | 1:18.798      | 1:45.742      | 11  | 1 | 1:52.180 | 28.972        | 36.920 | 46.288 |
| 5   | 1 | 2:39.576        | 1:05.274 | 52.003        | 42.299        | 12  | 1 | 1:47.900 | 27.906        | 35.575 | 44.419 |
| 6   | 1 | 1:45.220        | 27.821   | 35.099        | 42.300        | 13  | 1 | 1:44.498 | 26.980        | 34.751 | 42.767 |
| 7   | 1 | <b>1:43.348</b> | 27.117   | <b>34.710</b> | <b>41.521</b> | 14  | 1 | 1:57.140 | 26.785        | 36.178 |        |

### 54 Gianmarco Ercoli (ITA) ()

Theoretische Bestzeit:

| Lap | D | Time            | S1 | S2 | S3 | Lap | D | Time | S1 | S2 | S3 |
|-----|---|-----------------|----|----|----|-----|---|------|----|----|----|
| 1   | 1 | <b>1:56.805</b> |    |    |    |     |   |      |    |    |    |

### 55 Fabrizio Armetta (ITA) ()

Theoretische Bestzeit: 1:43.168

| Lap | D | Time            | S1            | S2            | S3            | Lap | D | Time     | S1       | S2     | S3     |
|-----|---|-----------------|---------------|---------------|---------------|-----|---|----------|----------|--------|--------|
| 1   | 1 | 1:57.731        | 36.836        | 38.193        | 42.702        | 7   | 1 | 2:13.028 | 26.960   | 35.083 |        |
| 2   | 1 | <b>1:43.354</b> | 26.841        | 34.544        | 41.969        | 8   | 1 | 3:32.781 | 2:02.464 | 40.430 | 49.887 |
| 3   | 1 | 2:36.694        | <b>26.830</b> | 34.568        |               | 9   | 1 | 1:50.127 | 28.815   | 36.102 | 45.210 |
| 4   | 1 | 8:26.867        | 7:04.490      | 39.122        | 43.255        | 10  | 1 | 1:47.048 | 27.682   | 34.983 | 44.383 |
| 5   | 1 | 1:44.992        | 27.630        | 34.894        | 42.468        | 11  | 1 | 1:45.931 | 26.976   | 35.267 | 43.688 |
| 6   | 1 | 1:43.762        | 27.424        | <b>34.483</b> | <b>41.855</b> | 12  | 1 | 1:45.470 | 27.211   | 34.862 | 43.397 |

### 64 Lucas Lasserre (FRA) ()

Theoretische Bestzeit: 1:44.779

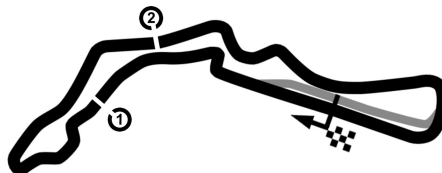
| Lap | D | Time     | S1       | S2       | S3       | Lap | D | Time            | S1            | S2            | S3            |
|-----|---|----------|----------|----------|----------|-----|---|-----------------|---------------|---------------|---------------|
| 1   | 1 | 3:05.987 | 1:28.809 | 47.531   | 49.647   | 5   | 1 | 2:07.409        | 47.229        | 36.580        | 43.600        |
| 2   | 1 | 1:52.490 | 28.522   | 36.802   | 47.166   | 6   | 1 | 1:46.847        | 28.568        | 35.676        | <b>42.603</b> |
| 3   | 1 | 3:50.876 | 1:03.229 | 1:10.916 | 1:36.731 | 7   | 1 | <b>1:45.299</b> | 27.392        | <b>35.095</b> | 42.812        |
| 4   | 1 | 3:54.059 | 1:02.131 | 1:13.132 | 1:38.796 | 8   | 1 | 2:10.195        | <b>27.081</b> | 36.322        |               |

# CZECH TRUCK PRIX 2023

Autodrom Most, length 4212 m

25. - 27. August 2023

Nascar Whelen Euro Series Pro



## Lap Analysis free practice 1, 25.08.2023

-Reg.No.: 004ZAO230814

### 65 Riccardo Romagnoli (ITA) ()

Theoretische Bestzeit: 1:45.573

| Lap | D | Time     | S1            | S2       | S3       | Lap | D | Time            | S1       | S2            | S3            |
|-----|---|----------|---------------|----------|----------|-----|---|-----------------|----------|---------------|---------------|
| 1   | 1 | 2:06.951 | 39.350        | 39.479   | 48.122   | 5   | 1 | 4:04.998        | 2:42.033 | 39.092        | 43.873        |
| 2   | 1 | 1:47.945 | 27.901        | 36.500   | 43.544   | 6   | 1 | 1:46.755        | 27.564   | 35.820        | 43.371        |
| 3   | 1 | 2:49.533 | <b>27.072</b> | 54.495   | 1:27.966 | 7   | 1 | <b>1:46.168</b> | 27.667   | <b>35.342</b> | <b>43.159</b> |
| 4   | 1 | 3:49.784 | 57.146        | 1:11.232 |          | 8   | 1 | 2:16.044        | 27.370   | 35.429        |               |

### 69 Sebastiaan Bleekemolen (NLD) ()

Theoretische Bestzeit: 1:44.379

| Lap | D | Time            | S1            | S2            | S3            | Lap | D | Time      | S1       | S2     | S3     |
|-----|---|-----------------|---------------|---------------|---------------|-----|---|-----------|----------|--------|--------|
| 1   | 1 | 2:05.453        | 43.063        | 38.404        | 43.986        | 5   | 1 | 2:09.538  | 28.351   | 36.109 |        |
| 2   | 1 | <b>1:44.452</b> | 27.060        | <b>35.172</b> | <b>42.220</b> | 6   | 1 | 10:14.432 | 8:35.557 | 44.457 | 54.418 |
| 3   | 1 | 2:39.450        | <b>26.987</b> | 35.584        |               | 7   | 1 | 2:20.765  | 30.086   | 41.350 |        |
| 4   | 1 | 7:51.169        | 6:12.784      | 54.184        | 44.201        |     |   |           |          |        |        |

### 72 Vittorio Ghirelli (ITA) ()

Theoretische Bestzeit: 1:43.041

| Lap | D | Time            | S1            | S2            | S3            | Lap | D | Time     | S1       | S2     | S3     |
|-----|---|-----------------|---------------|---------------|---------------|-----|---|----------|----------|--------|--------|
| 1   | 1 | 2:13.747        | 50.208        | 38.294        | 45.245        | 4   | 1 | 9:16.218 | 7:30.688 | 37.140 |        |
| 2   | 1 | <b>1:43.286</b> | 26.517        | <b>34.470</b> | <b>42.299</b> | 5   | 1 | 9:21.978 | 7:51.220 | 40.379 | 50.379 |
| 3   | 1 | 2:57.377        | <b>26.272</b> | 54.348        |               | 6   | 1 | 2:19.424 | 30.426   | 41.870 |        |

### 88 Massimiliano Lanza (ITA) ()

Theoretische Bestzeit: 1:44.922

| Lap | D | Time      | S1       | S2     | S3            | Lap | D | Time            | S1            | S2            | S3     |
|-----|---|-----------|----------|--------|---------------|-----|---|-----------------|---------------|---------------|--------|
| 1   | 1 | 2:21.165  | 40.638   | 45.094 | 55.433        | 5   | 1 | <b>1:45.026</b> | <b>27.066</b> | <b>35.106</b> | 42.854 |
| 2   | 1 | 2:13.845  | 29.234   | 36.688 |               | 6   | 1 | 2:18.106        | 29.905        | 38.485        |        |
| 3   | 1 | 10:45.591 | 9:27.227 | 35.591 | 42.773        | 7   | 1 | 7:37.732        | 6:08.416      | 40.390        | 48.926 |
| 4   | 1 | 1:46.660  | 27.531   | 36.379 | <b>42.750</b> | 8   | 1 | 2:31.177        | 30.085        | 44.411        |        |

### 99 Tobias Dauenhauer (DEU) ()

Theoretische Bestzeit: 1:42.944

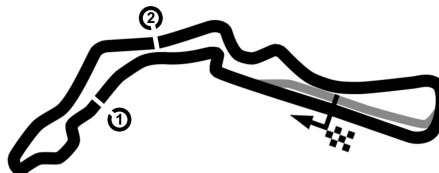
| Lap | D | Time            | S1       | S2       | S3            | Lap | D | Time     | S1            | S2            | S3     |
|-----|---|-----------------|----------|----------|---------------|-----|---|----------|---------------|---------------|--------|
| 1   | 1 | 2:20.252        | 53.937   | 38.960   | 47.355        | 8   | 1 | 1:44.795 | <b>26.768</b> | 34.624        | 43.403 |
| 2   | 1 | 1:45.164        | 27.288   | 35.478   | 42.398        | 9   | 1 | 1:56.153 | 28.390        | 38.368        | 49.395 |
| 3   | 1 | 3:16.107        | 27.304   | 58.376   | 1:50.427      | 10  | 1 | 1:57.678 | 29.872        | 39.118        | 48.688 |
| 4   | 1 | 4:04.433        | 1:03.925 | 1:16.708 | 1:43.800      | 11  | 1 | 1:51.125 | 28.370        | 36.237        | 46.518 |
| 5   | 1 | 2:50.097        | 1:08.057 | 59.304   | 42.736        | 12  | 1 | 1:47.400 | 27.681        | 35.323        | 44.396 |
| 6   | 1 | 1:44.854        | 27.448   | 35.245   | 42.161        | 13  | 1 | 1:46.098 | 26.884        | 34.813        | 44.401 |
| 7   | 1 | <b>1:43.229</b> | 26.982   | 34.553   | <b>41.694</b> | 14  | 1 | 1:44.667 | 26.994        | <b>34.482</b> | 43.191 |

# CZECH TRUCK PRIX 2023

Autodrom Most, length 4212 m

25. - 27. August 2023

Nascar Whelen Euro Series Pro



## Best Sector Times free practice 1

-Reg.No.: 004ZAO230814

| Pos. | sector 1 |                |        | sector 2 |                |        | sector 3 |                |        | theoretical and best lap time |                |             |          |     |
|------|----------|----------------|--------|----------|----------------|--------|----------|----------------|--------|-------------------------------|----------------|-------------|----------|-----|
|      | No       | Driver         | Time   | No       | Driver         | Time   | No       | Driver         | Time   | No                            | Driver         | theoretical | Best     | Pos |
| 1    | 72       | Ghirelli V.    | 26.272 | 24       | Kumpen A.      | 34.382 | 50       | Hezemans L.    | 41.521 | 50                            | Hezemans L.    | 1:42.794    | 1:43.348 | 4   |
| 2    | 50       | Hezemans L.    | 26.563 | 72       | Ghirelli V.    | 34.470 | 99       | Dauenhauer T.  | 41.694 | 99                            | Dauenhauer T.  | 1:42.944    | 1:43.229 | 2   |
| 3    | 46       | Krasonis T.    | 26.660 | 99       | Dauenhauer T.  | 34.482 | 55       | Armetta F.     | 41.855 | 24                            | Kumpen A.      | 1:42.980    | 1:43.175 | 1   |
| 4    | 24       | Kumpen A.      | 26.693 | 55       | Armetta F.     | 34.483 | 24       | Kumpen A.      | 41.905 | 72                            | Ghirelli V.    | 1:43.041    | 1:43.286 | 3   |
| 5    | 99       | Dauenhauer T.  | 26.768 | 7        | Doubek M.      | 34.495 | 3        | Jouffreau P.   | 41.982 | 55                            | Armetta F.     | 1:43.168    | 1:43.354 | 5   |
| 6    | 5        | Tziortzis V.   | 26.806 | 50       | Hezemans L.    | 34.710 | 46       | Krasonis T.    | 42.031 | 46                            | Krasonis T.    | 1:43.568    | 1:44.293 | 9   |
| 7    | 3        | Jouffreau P.   | 26.826 | 5        | Tziortzis V.   | 34.719 | 5        | Tziortzis V.   | 42.044 | 5                             | Tziortzis V.   | 1:43.569    | 1:43.631 | 6   |
| 8    | 55       | Armetta F.     | 26.830 | 46       | Krasonis T.    | 34.877 | 69       | Bleekemolen S. | 42.220 | 7                             | Doubek M.      | 1:43.695    | 1:43.921 | 8   |
| 9    | 7        | Doubek M.      | 26.933 | 3        | Jouffreau P.   | 35.027 | 7        | Doubek M.      | 42.267 | 3                             | Jouffreau P.   | 1:43.835    | 1:43.835 | 7   |
| 10   | 69       | Bleekemolen S. | 26.987 | 64       | Lasserre L.    | 35.095 | 72       | Ghirelli V.    | 42.299 | 69                            | Bleekemolen S. | 1:44.379    | 1:44.452 | 10  |
| 11   | 88       | Lanza M.       | 27.066 | 88       | Lanza M.       | 35.106 | 48       | Davidson J.    | 42.363 | 48                            | Davidson J.    | 1:44.747    | 1:45.153 | 12  |
| 12   | 65       | Romagnoli R.   | 27.072 | 69       | Bleekemolen S. | 35.172 | 64       | Lasserre L.    | 42.603 | 64                            | Lasserre L.    | 1:44.779    | 1:45.299 | 13  |
| 13   | 64       | Lasserre L.    | 27.081 | 48       | Davidson J.    | 35.288 | 8        | Caso D.        | 42.723 | 88                            | Lanza M.       | 1:44.922    | 1:45.026 | 11  |
| 14   | 34       | Toffel T.      | 27.083 | 65       | Romagnoli R.   | 35.342 | 88       | Lanza M.       | 42.750 | 65                            | Romagnoli R.   | 1:45.573    | 1:46.168 | 14  |
| 15   | 48       | Davidson J.    | 27.096 | 34       | Toffel T.      | 35.644 | 40       | Lambert N.     | 42.999 | 34                            | Toffel T.      | 1:46.058    | 1:46.456 | 15  |
| 16   | 8        | Caso D.        | 27.556 | 18       | Maggi G.       | 35.835 | 65       | Romagnoli R.   | 43.159 | 8                             | Caso D.        | 1:46.274    | 1:46.703 | 16  |
| 17   | 40       | Lambert N.     | 28.058 | 8        | Caso D.        | 35.995 | 34       | Toffel T.      | 43.331 | 40                            | Lambert N.     | 1:47.217    | 1:47.370 | 17  |
| 18   | 14       | Delsaux U.     | 28.081 | 40       | Lambert N.     | 36.160 | 18       | Maggi G.       | 43.643 | 18                            | Maggi G.       | 1:47.665    | 1:48.046 | 18  |
| 19   | 18       | Maggi G.       | 28.187 | 14       | Delsaux U.     | 36.325 | 14       | Delsaux U.     | 44.848 | 14                            | Delsaux U.     | 1:49.254    | 00.000   | 0   |
| 20   | 1        | Dorcikova M.   | 31.471 | 1        | Dorcikova M.   | 40.594 | 1        | Dorcikova M.   | 50.832 | 1                             | Dorcikova M.   | 2:02.897    | 2:02.897 | 19  |
| 21   | 54       | Ercoli G.      | 00.000 | 54       | Ercoli G.      | 00.000 | 54       | Ercoli G.      | 00.000 | 54                            | Ercoli G.      | 00.000      | 00.000   | 0   |